

**Illinois Department of Financial
and Professional Regulation
Division of Insurance**

**2008 Annual Report
to the Governor**



Pat Quinn, Governor
Michael T. McRaith, Director



Illinois Department of Insurance

PAT QUINN
Governor

MICHAEL T. McRAITH
Director

Honorable Pat Quinn
Governor
State of Illinois
Springfield, Illinois

Re: 2008 Annual Report

Dear Governor Quinn:

On June 1, 2009 and by Governor's Executive Order 09-04, the Illinois Department of Insurance (Department) was re-established as a government agency separate from the Illinois Department of Financial and Professional Regulation – Division of Insurance. However, to remain consistent with the legal status of the Department during 2008, the Department will be referred to as the Division of Insurance in the 2008 Annual Report.

I hereby submit the Annual Report for the Division of Insurance for 2008. The Report summarizes the Division's activities and fiscal operations for 2008.

Respectfully submitted,

A handwritten signature in black ink, appearing to read "Michael T. McRaith".

Michael T. McRaith
Director, Department of Insurance

Table of Contents

Directors of Insurance	4
Mission and Functions	5
Division Organization	6
2008 Legislative Report.....	7
Insurance Rulemaking in 2008	10
Administrative Services	12
Consumer Services.....	18
Financial - Corporate Regulation	27
Legal	35
Office of the Special Deputy Receiver (OSD).....	37
Surplus Lines Companies	66
Ineligible Companies	72
Lines of Authority.....	76
Summary of Annual Statements.....	119

Directors of Insurance

Michael T. McRaith	2005-present	Joseph S. Gerber	1957–1963
Deirdre K. Manna (Acting)	2004–2005	Justin T. McCarthy	1954–1957
J. Anthony Clark	2003–2004	Laddie T. Pelnar (Acting)	1954
Nathaniel S. Shapo	1999–2003	Robert E. Barrett	1953–1954
Arnold Dutcher (Acting)	1998–1999	J. Edward Day	1950–1953
Mark Boozell	1995–1998	Harry B. Hershey	1949–1950
James W. Schacht (Acting)	1994–1995	N. P. Parkinson	1944–1949
Stephen F. Selcke	1991–1994	Paul F. Jones	1941–1944
James W. Schacht (Acting)	1991	S. Hayden Davis	1940–1941
Zack Stamp	1989–1991	Ernest Palmer	1933–1940
John E. Washburn	1983–1989	Harry Hanson	1930–1933
James W. Schacht (Acting)	1982–1983	George Huskinson	1927–1930
Philip R. O'Connor	1979–1982	Alex Johnson	1923–1927
Richard L. Mathias	1977–1979	Thomas J. Houston	1921–1923
Michael P. Duncan	1976–1977	Fred W. Potter	1917–1921
Dennis W. Toivonen (Acting)	1976	Rufus Potts	1913–1917
Robert B. Wilcox	1974–1976	Fred W. Potter	1907–1913
Fred A. Mauck	1973–1974	William R. Vredenburgh	1903–1907
James Baylor	1969–1973	Henry Yates	1901–1903
John E. Bolton, Jr.	1965–1969	James R. Van Cleave	1897–1901
Richard G. Hershey	1963–1965	Bradford Durfee	1893–1897



Michael T. McRaith
Director

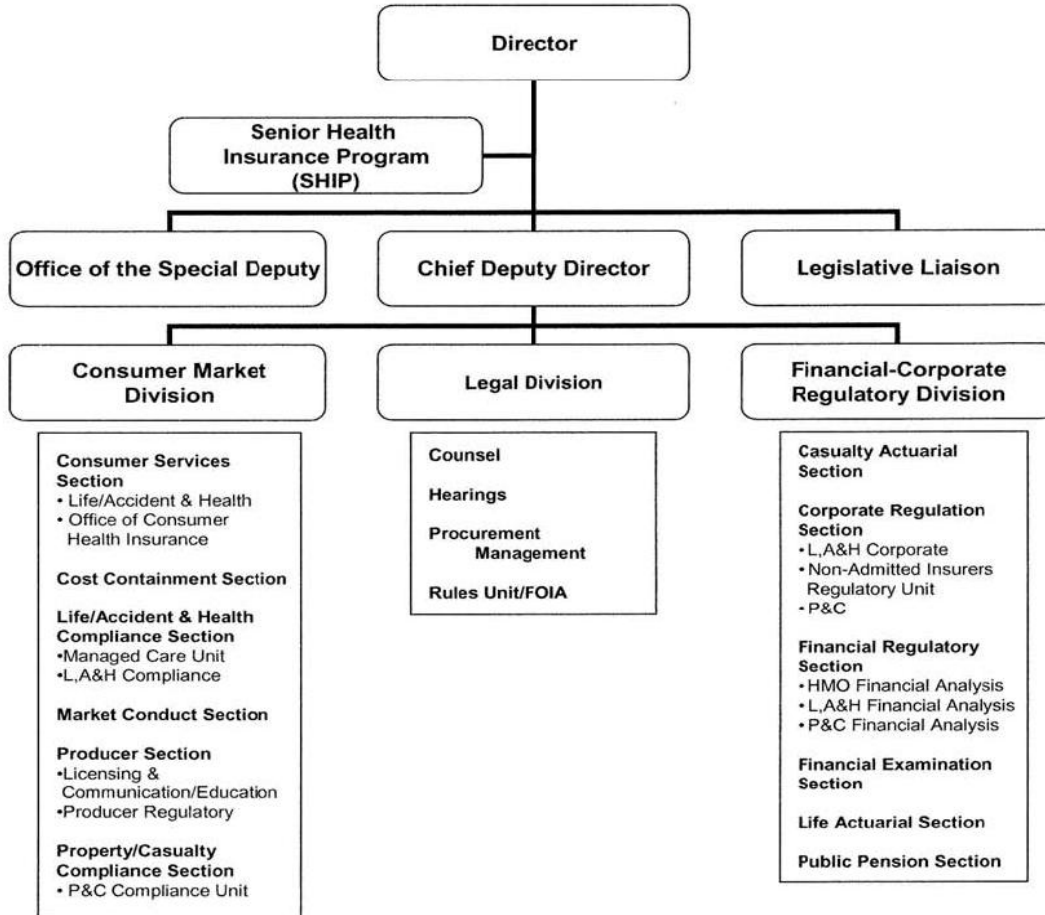
Mission and Functions

The mission of the Illinois Department of Financial and Professional Regulation, Division of Insurance (Division) is:

To protect consumers by providing assistance and information, by efficiently regulating the insurance industry's market behavior and financial solvency, and by fostering a competitive insurance marketplace.

The Division carries out its mission through effective administration and enforcement of the Illinois Insurance Code (215 ILCS 5/1 *et seq.*), the Illinois Pension Code (40 ILCS 5/1-101 *et seq.*), related laws and regulations, including Title 50 of the Illinois Administrative Code. The Division has three major operating Sections: Consumer-Market, Financial-Corporate Regulatory, and Legal. The Division also sponsors the Senior Health Insurance Program, and the Director is responsible for the operations of the Office of the Special Deputy Receiver, which handles the affairs of insurance companies placed in rehabilitation, conservation or liquidation.

Division Organization



2008 Legislative Report

House Bills

HB 4602 – *Shingles Vaccine*
Public Act 95-0978

Beiser/Haine

HB 4602 requires coverage for a vaccine for shingles that is approved for marketing by the federal Food and Drug Administration if the vaccine is ordered by a physician licensed to practice medicine in all its branches and the enrollee is 60 years of age or older. In addition, changes are made to the definition of "retirement or disability period" in provisions concerning the firemen's continuance privilege to allow a disabled or retired fireman who did not elect to enroll in the municipal group insurance plan during the retirement or disability period or who elected to enroll in the municipal group insurance plan during the retirement or disability period but later dis-enrolled, to only once thereafter, elect to enroll in the municipal group insurance plan during the annual open enrollment or renewal period if the disabled or retired fireman meets certain criteria and to add related provisions concerning dependents and notice.

Effective: January 1, 2009

HB 5088 – Pensions – Unclaimed Property
Public Act 95-0950

Beaubien/Garrett

HB 5088 amends the Department of Professional Regulation Law of the Civil Administrative Code of Illinois and the State Finance Act to prohibit transfers to the Professions Indirect Cost Fund from the Public Pension Regulation Fund. It further amends the Pension Impact Note Act to provide that the pension impact note for any legislation or amendment that the Commission on Government Forecasting and Accountability determines would result in an increase in benefits or increased costs to a downstate police or fire pension fund may demonstrate the fiscal impact of the legislation on selected individual municipalities with such pension funds. HB 5088 makes changes in provisions concerning fiduciaries of and investments by downstate police and fire pension funds. It also prohibits a trustee of a downstate police or fire pension board from intentionally soliciting or accepting any gift from a prohibited source. In the Downstate Police Article, adds provisions concerning the award of benefits and makes changes concerning examinations and investigations. In the Downstate Firefighter Article, adds provisions concerning fraud. The bill requires the Commission on Government Forecasting and Accountability to analyze data submitted by the Public Pension Division pertaining to downstate police and fire pension funds in each odd numbered year. HB 5088 amends the State Mandates Act to require implementation without reimbursement. In provisions amending the State Finance Act, HB 5088 changes the fiscal year in which the State Treasurer shall apportion the amounts deposited into the State Pensions Fund from the Unclaimed Property Trust Fund among the designated retirement systems from fiscal year 2010 to fiscal year 2011.

Effective: August 28, 2008

HB 5285 – Coverage of Sick Children/
Young Adult Dependent Coverage
Public Act 95-0958

Jefferson/Kotowski

HB 5285 provides that the medical leave of absence or reduction in course load must be because of a catastrophic illness or injury; continuation of coverage is subject to all of the policy's terms and conditions applicable to those forms of insurance and shall terminate 12 months after notice of the illness or injury or until the coverage would have otherwise lapsed pursuant to the terms and conditions of the policy, whichever comes first, provided the need for part-time status or medical leave of absence is supported by a clinical certification of need from a physician licensed to practice medicine in all its branches. HB 5285 provides that the provisions do not apply to short-term travel, accident-only, limited, or specified disease policies or to policies or contracts designed for issuance to persons eligible for coverage under Title XVIII of the Social Security Act, known as Medicare, or any other similar coverage under State or federal governmental plans.

HB 5285 further provides that policies of accident and health insurance or managed care plans that cover dependents shall not terminate or deny election of coverage for an unmarried dependent due to age before the dependent's 26th birthday. Policies or plans shall have an initial enrollment period of at least 90 days during which an insured may elect for coverage of an unmarried dependent. HB 5285 provides criteria for an unmarried dependent to be eligible for coverage. In addition, provides that policies of accident and health insurance or managed care plans that cover dependents shall not terminate or deny election of coverage for an unmarried dependent due to age before the dependent's 30th birthday if the dependent meets certain military service requirements. Finally, HB 5285 provides that a policy or plan subject to the Illinois Insurance Code shall not condition eligibility for dependent coverage on enrollment in any educational institution.

Effective: June 1, 2009

Senate Bills

SB 0101 Habilitative Services for Children
Public Act 95-1049

Crotty/Coulson

SB 101 provides coverage for habilitative services for children less than 19 years of age with a congenital, genetic, or early acquired disorder so long as specified conditions are met. This legislation sets general exclusions and limitations of the coverage. Provides that upon request of the reimbursing insurer, the provider under whose supervision the habilitative services are being provided shall furnish medical records, clinical notes, or other necessary data to allow the insurer to substantiate that initial or continued medical treatment is medically necessary and that the patient's condition is clinically improving.

SB 101 provides that the provisions concerning mental and emotional disorders shall not be interpreted to require coverage for speech therapy or other habilitative services for those individuals covered under the provisions concerning habilitative services for children.

Effective: January 1, 2010

SB 0934 Treatment for Autism Spectrum Disorders DeLeo/May
Public Act 95-1005

SB 934 provides individuals less than 21 years of age coverage for autism spectrum disorders to the extent that the diagnosis and treatment of autism spectrum disorders are not already covered by the policy or plan. This coverage shall be subject to a maximum benefit of \$36,000 per year, but shall not be subject to any limits on the number of visits to an autism service provider. SB 934 sets forth definitions for "autism spectrum disorders," "diagnosis of autism spectrum disorders," "medically necessary," and "treatment for autism spectrum disorders."

Effective: December 12, 2008

SB 2023 First 2008 General Revisory Haine/Mathias
Public Act 95-0876

Creates the First 2008 General Revisory Act, including the Illinois Insurance Code. The legislation combines multiple versions of sections amended by more than one public act; renumbers sections of various acts to eliminate duplication. Finally, it corrects obsolete cross-references and technical errors and makes stylistic changes.

Effective: August 21, 2008

Insurance Rulemaking in 2008

50 III. Adm. Code 807 – Custody Agreements – Insurance companies invest a sizable portion of their assets in securities. These investments are typically held in the companies' custodial accounts at other financial institutions. The purpose of this new rule is to set standards and requirements for custodians of such investment securities in accordance with Article IX of the Illinois Insurance Code. The standards ensure that the investment securities are adequately protected and accessible by the company or its receiver. This new rule was adopted effective March 20, 2008 (April 4, 2008, Illinois Register, Vol. 32, Issue 14) Lynn Shanklin, Health Insurance Specialist.

50 III. Adm. Code 1408 - Actuarial Opinion and Memorandum – The National Association of Insurance Commissioners (NAIC) adopted changes to their Actuarial Opinion and Memorandum model regulation #822. The model now requires all, or almost all, companies to perform an asset adequacy analysis to help assure reserve adequacy. The model includes an exemption that states may opt to include in their regulation, which allows companies and fraternal only doing business in their state of domicile to be exempt from the asset adequacy testing. Our state standards needed to be made consistent with those of the NAIC to assure continued NAIC accreditation status. This amendment was adopted effective January 1, 2009 (December 19, 2008, Illinois Register, Vol. 32, Issue 51) Susan Christy, Life Actuarial Assistant.

50 III. Adm. Code 1409 - Valuation of Life Insurance Policies Including the Use of Select Mortality Factors - The Division promulgated a new regulation, Part 1414, which requires the use of the Ultimate 1980 CSO Mortality Table for determining the minimum standard of valuation of reserves and the minimum standard nonforfeiture values for preneed insurance products. The amendments to Part 1409 add a cross reference to this new Rule. This amendment was adopted effective January 1, 2009 (December 19, 2008, Illinois Register, Vol. 32, Issue 51) Susan Christy, Life Actuarial Assistant.

50 III. Adm. Code 1412 - Recognition of the 2001 CSO Mortality Table for Use in Determining Minimum Reserve Liabilities and Nonforfeiture Benefits – The Division promulgated a new regulation, Part 1414, which requires the use of the Ultimate 1980 CSO Mortality Table for determining the minimum standard of valuation of reserves and the minimum standard nonforfeiture values for preneed insurance products. The amendments to 50 III. Adm. Code 1412 permits the use of the 1980 CSO Mortality Table for preneed business and reference the new rule. This amendment was adopted effective January 1, 2009 (December 19, 2008, Illinois Register, Vol. 32, Issue 51) Susan Christy, Life Actuarial Assistant.

50 III. Adm. Code 1414 - Preneed Life Insurance Minimum Standards for Determining Reserve Liabilities and Nonforfeiture Values - The purpose of this new regulation is to require the use of the 1980 CSO Mortality Table for determining the minimum standard of valuation of reserves and the minimum standard nonforfeiture values for preneed insurance products. This new regulation is based on the NAIC

Model #817 and it will protect the public interest by increasing necessary reserves to an appropriate level. This new rule was adopted effective January 1, 2009 (December 19, 2008, Illinois Register, Vol. 32, Issue 51) Susan Christy, Life Actuarial Assistant.

50 III. Adm. Code 2004 - Accident and Health Reserves – The reserve standards incorporated by reference in Section 2004.10 have been updated. Section 2004.10 now references the March 2008 edition of the Accounting Practices and Procedures Manual. This amendment was adopted effective July 25, 2008 (August 8, 2008, Illinois Register, Vol. 32, Issue 32) Gerald Lucht, Life Actuarial Section.

50 III. Adm. Code 2012 - Long-Term Care Insurance - The title of Part 2012 has changed and the requirements now adopted bring our State regulation in line with the NAIC model on long-term care regulation. Illinois amendments include provisions that ensure Illinois compliance with federal long-term care partnership requirements should Illinois elect to become a partnership state. Other significant changes include incontestability period and non-forfeiture provisions, producer training provisions, disclosure of availability of new long-term care services, and a new contingent benefit upon lapse provision, among others. This amendment was adopted effective May 5, 2008 (May 16, 2008, Illinois Register, Vol. 32, Issue 20) William McAndrew, Deputy Director.

50 III. Adm. Code 2018 – Long-Term Care Partnership Insurance – With the adopted changes to Part 2012, federal partnership requirements are included directly in the long-term care regulation. The partnership requirements in Part 2018 were actually in conflict with new federal requirements, and thus the Division repealed this portion. Additionally, the authority pursuant to which this regulation was originally promulgated in 1994 has been repealed by PA 95-0200, effective August 16, 2007. This repeal was adopted effective May 5, 2008 (May 16, 2008, Illinois Register, Vol. 32, Issue 20) William McAndrew, Deputy Director.

50 III. Adm. Code 2025 - Illinois Health Insurance Portability and Accountability Standards - This amendment addresses provisions contained in Section 20(E)(3) of the Illinois Health Insurance Portability and Accountability Act (215 ILCS 97/20(E)(3)), which requires the Division to establish rules to prevent an insurance carrier's failure to provide information about an individual's previous benefits from adversely affecting subsequent coverage under another group plan. This amendment was adopted effective March 24, 2008 (April 4, 2008, Illinois Register, Vol. 32, Issue 14) William McAndrew, Deputy Director.

Administrative Services

The administrative section of the Division is responsible for all tax and fee operations, including the audit functions of all privilege tax, fire marshal tax, retaliatory tax, and surplus lines tax. Revenue collections for the year totaled \$390,196,664.70, of which \$299,494,306.34 was deposited into the General Revenue Fund. All Division operations are funded by various fees it collects from insurance companies, insurance producers, and other related organizations and there is no appropriation received from the General Revenue Fund.

Division Staff 2008

	<u>2008</u>	<u>2007</u>
Consumer	87	85
Financial/Corporate	102	114
Pension	<u>10</u>	<u>9</u>
Total:	<u>199</u>	<u>208</u>

Securities Deposited by Insurance Companies for FY 2008

Domestic Stock Life (Special Policy Fund)	55 2	\$136,196,000 630,000
Domestic Mutual Life	5	9,725,000
Domestic Assessment Life	2	435,000
 Domestic Stock Property & Casualty	 169	 362,796,571
Domestic Mutual Property & Casualty	16	39,625,000
Domestic Inter-Insurance Exchange	2	3,975,000
Inex Insurance Exchange	1	2,605,000
 Burials	 2	 16,000
Bond Certificates	24	1,079,000
Health Maintenance Organizations	24	22,892,000
Limited Health Service Organizations	6	815,000
 <u>Total:</u>	 <u>308</u>	 <u>\$580,789,571</u>
 Foreign Workers' Compensation	 32	 \$161,925,000
Foreign & Alien	23	45,520,000
Service Contract Providers	19	540,000

Mutual Trust Holding	4	6,250,000
<u>Total on Deposit June 30, 2008</u>	<u>386</u>	<u>\$795,024,571</u>

Comparative Statement of Taxes & Fees Collected

Taxes & Fees	FY2008	FY2007	% Change
1st Quarter Privilege Tax	30,669,701.02	30,753,394.78	-0.27%
2nd Quarter Privilege Tax	36,035,404.39	35,586,910.16	1.26%
3rd Quarter Privilege Tax	35,919,129.66	37,621,661.00	-4.53%
4th Quarter Privilege Tax	36,100,029.58	38,659,674.01	-6.62%
1st Quarter Retaliatory Tax	13,537,316.29	17,668,420.50	-23.38%
2nd Quarter Retaliatory Tax	19,032,443.59	23,255,173.46	-18.16%
3rd Quarter Retaliatory Tax	25,473,060.80	25,471,001.08	0.01%
4th Quarter Retaliatory Tax	26,109,794.31	26,947,709.23	-3.11%
Final Privilege Tax	19,608,172.61	23,277,145.38	-15.76%
Final Retaliatory Tax	14,409,166.72	18,307,589.95	-21.29%
Surplus Line Tax	38,200,419.86	37,219,759.53	2.63%
Group Privilege Tax	48,142.93	62,961.32	-23.54%
Fines & Penalties	2,301,472.31	1,942,891.41	18.46%
Interest	2,049,749.14	4,097,259.67	-49.97%
Miscellaneous	<u>303.13</u>	<u>5.70</u>	<u>5218.07%</u>
Subtotal for General Revenue Fund	299,494,306.34	320,871,557.18	-6.66%
Producer Licenses	20,839,178.00	20,229,695.00	3.01%
Producer Reinstatement Fee	602,740.00	572,750.00	5.24%
Producer Appointment Fee	859,800.00	1,063,580.00	-19.16%
Producer Provider Education	507,950.00	499,130.00	1.77%
Producer Market Conduct Exams	696,251.00	618,294.00	12.61%
Producer Miscellaneous	<u>330,374.32</u>	<u>87,377.08</u>	<u>278.10%</u>
Subtotal for Insurance Producer Fund	23,836,293.32	23,070,826.08	3.32%
Fire Marshal Tax (Company)	19,480,906.72	19,209,499.60	1.41%
Fire Marshal Tax (Surplus Lines)	<u>1,471,302.31</u>	<u>1,103,783.96</u>	<u>33.30%</u>
Subtotal for Fire Prevention Fund	20,952,209.03	20,313,283.56	3.15%
L/A&H:			
Annual Statement Filing Fee	122,100.00	125,900.00	-3.02%
Corporate Documents	157,694.00	168,190.00	-6.24%
Certificate Fees	143,419.00	145,120.00	-1.17%
Policy Form Filings	497,200.00	510,300.00	-2.57%
Miscellaneous	192,310.83	21,896.00	778.29%

Domestic Financial Regulation Fee	1,329,150.00	2,223,300.00	-40.22%
Foreign Financial Regulation Fee	<u>3,643,500.00</u>	<u>4,212,900.00</u>	<u>-13.52%</u>
L/A&H subtotal	6,085,373.83	7,407,606.00	-17.85%

P&C:	FY2008	FY2007	% Change
Cost Containment	1,275,288.00	1,250,000.00	2.02%
Annual Statement Filing Fee	218,400.00	216,850.00	0.71%
Surplus Lines Licenses	544,400.00	480,800.00	13.23%
Corporate Documents	367,850.00	355,175.00	3.57%
Certificate Fees	278,385.00	297,415.00	-6.40%
Policy Form Filings	2,207,350.00	1,718,000.00	28.48%
RCPT, etc.	1,200.00	600.00	100.00%
Miscellaneous	16,695.60	16,066.00	3.92%
Domestic Financial Regulation Fee	2,572,670.08	3,101,799.60	-17.06%
Foreign Financial Regulation Fee	4,369,400.00	4,964,550.00	-11.99%
Financial Exam Travel	<u>31,807.36</u>	<u>35,178.23</u>	<u>-9.58%</u>
P&C subtotal	11,883,446.04	12,436,433.83	-4.45%
Subtotal for Insurance Financial Regulation Fund	17,968,819.87	19,844,039.83	-9.45%

Public Pension Fees	1,550,906.11	1,424,653.81	8.86%
Public Pension Fines	<u>15.00</u>	<u>0.00</u>	
Subtotal for Public Pension Fund	1,550,921.11	1,424,653.81	8.86%

W.C. Pool Insolvency	141,759.74	1,639,310.35	-91.35%
W.C. Industry Commission Surcharge	<u>26,252,355.29</u>	<u>25,300,894.88</u>	<u>3.76%</u>
Subtotal for W.C. Pool Fund	26,394,115.03	26,940,205.23	-2.03%

State Trust Fund	0.00	0.00	NA
-------------------------	-------------	-------------	-----------

Total for All Funds	390,196,664.70	412,464,565.69	-5.40%
----------------------------	-----------------------	-----------------------	---------------

**FY 08 Appropriations and Disbursements:
July 1, 2007 to June 30, 2008**

General Revenue Fund

The Division no longer receives or disburses monies from the General Revenue Fund.

Public Pension Regulation Fund

Standard

Accounts:	Appropriations	Reserve	Disbursements	Unexpended Appropriation
Personal Services	\$585,500	\$0	\$542,151	\$43,349
Retirement	97,200	0	89,981	7,219
Social Security	44,800	0	40,045	4,755
Group Insurance	148,000	0	130,730	17,270
Contractual	600	0	558	42
<u>Travel</u>	<u>60,500</u>	<u>0</u>	<u>60,309</u>	<u>191</u>
<u>Total</u>	<u>936,600</u>	<u>\$0</u>	<u>863,774</u>	<u>72,826</u>

Insurance Producers Administration Fund

Standard

Accounts:	Appropriations	Reserve	Disbursements	Unexpended Appropriation
Personal Services	\$5,008,300	0	\$4,432,016	\$576,284
Retirement	831,300	0	734,489	96,811
Social Security	383,200	0	327,741	55,459
Group Insurance	1,391,200	0	1,145,586	245,614
Contractual	325,000	0	236,377	88,623
Travel	125,900	0	70,442	55,458
<u>Refunds</u>	<u>200,000</u>	<u>0</u>	<u>116,600</u>	<u>83,400</u>
<u>Total</u>	<u>\$8,264,900</u>	<u>\$0</u>	<u>7,063,251</u>	<u>\$1,201,649</u>

**Insurance Financial Regulation Fund
Standard**

Accounts:	Appropriations	Reserve	Disbursements	Unexpended Appropriation
Personal Services	\$7,175,700	0	\$6,724,602	\$451,098
Retirement	1,191,100	0	1,114,410	76,690
Social Security	547,800	0	489,321	58,479
Group Insurance	1,746,400	0	1,490,764	255,636
Contractual	325,000	0	104,743	220,257
Travel	300,000	0	82,966	217,034
<u>Refunds</u>	<u>50,000</u>	<u>0</u>	<u>0</u>	<u>50000</u>
Total	<u>\$11,336,000</u>	<u>0</u>	<u>10,006,806</u>	<u>\$1,329,194</u>

**Combined Funds
Standard**

Accounts:	Appropriations	Reserve	Disbursements	Unexpended Appropriation
Personal Services	\$12,769,500	0	\$11,698,769	\$1,070,731
Retirement	2,119,600	0	1,938,800	180,720
Social Security	975,800	0	857,107	118,693
Group Insurance	3,285,600	0	2,767,080	518,520
Contractual	650,600	0	341,678	308,922
Travel	486,400	0	213,717	272,683
<u>Refunds</u>	<u>250,000</u>	<u>0</u>	<u>116,600</u>	<u>133,400</u>
Total	<u>\$20,537,500</u>	<u>0</u>	<u>\$17,933,831</u>	<u>\$2,603,669</u>

**Tax Refund Fund
Standard**

Accounts:	Appropriations	Disbursements
<u>Refund</u>	<u>\$1,800,000</u>	<u>\$1,774,715</u>
Total	<u>\$1,800,000</u>	<u>\$1,774,715</u>

**Senior Health Insurance Plan
Standard**

Accounts:	Appropriations	Disbursements
<u>Federal Grants in Aid</u>	<u>\$800,000</u>	<u>\$542,306</u>
Total	<u>\$800,000</u>	<u>\$542,306</u>

**Workers' Compensation Commission – Insurance Fraud Operation Fund
Standard**

Accounts:	Appropriations	Disbursements
<u>Lump Sum</u>	<u>\$950,000</u>	<u>\$271,585</u>
<u>Total</u>	<u>\$950,000</u>	<u>\$271,858</u>

**Division of Insurance Federal Trust Fund
Standard**

Accounts:	Appropriations	Disbursements
<u>Lump Sum</u>	<u>\$0</u>	<u>\$0</u>
<u>Total</u>	<u>\$0</u>	<u>\$0</u>

**Group Self – Insured Workers' Compensation
Standard**

Accounts:	Appropriations	Disbursements
<u>Lump Sum</u>	<u>\$3,000,000</u>	<u>\$0</u>
<u>Total</u>	<u>\$3,000,000</u>	<u>\$0</u>

Consumer Services

The Consumer Services Section oversees the Division's consumer protection and education programs, licenses and regulates the activities of insurance producers, and monitors the marketplace operations of insurance companies through policy analysis, complaint investigation and periodic on-site examinations.

Consumer Services and Education Programs

During 2008, the Consumer Services Section enjoyed its sixth year using the electronic complaint database. The system has proven itself to be reliable and has expedited the handling of consumer complaints. The Consumer Services Section utilizes an electronic group mailbox, which encourages respondents to reply to complaints via email or a fax server that converts the transmission to an email. The Consumer Services Section also uses a complaint depository, which allows respondents to securely "drop off" responses to complaints. Reconciliation of consumer complaints is also conducted on the electronic complaint database, which allows the electronic exchange of information and immediate revisions to complaints that are affected.

In 2008, the Consumer Services Section monitored and revised consumer fact sheets as necessary to ensure accuracy and to reflect any changes to insurance laws or regulations. The fact sheets provide consumers with information regarding numerous insurance topics and are available on the Division's website at http://insurance.illinois.gov/Main/Consumer_Facts.asp

The Division utilizes a toll-free consumer assistance hotline that enables consumers to easily reach Consumer Services Section analysts with questions or complaints about their insurance companies. The Consumer Services Section monitors the Director's email address that is available on the Division's website for visitors to ask various insurance related questions. The Consumer Services Section utilizes an electronic system for assigning and responding to inquiries received by the Director's email. The Consumer Services Section responded to approximately 2,113 of those inquiries. The Consumer Services Section responds to the majority of the Director's email inquiries within 24 hours of receipt.

Consumer Complaints by Reason

	<u>2008</u>		<u>2007</u>	
	Insurance Companies	HMO's	Insurance Companies	HMO's
Underwriting	819	7	791	13
Marketing and Sales	229	2	238	2
Claim Handling	6,047	473	5,270	421
<u>Policyholder Service</u>	<u>934</u>	<u>56</u>	<u>812</u>	<u>36</u>
Subtotal	8,029	538	7,111	472
All Other	2,008		2,869	
Total Complaints:	<u>10,575</u>		<u>10,452</u>	

Consumer Complaints by Line of Coverage

	<u>2008</u>	<u>2007</u>
Auto	2,660	2,709
Group A&H	2,857	1,795
Individual A&H	757	777
Homeowners	830	794
Individual Life	513	605
Individual Annuity	126	125
Group Credit A&H	14	10
HMOs	538	472
All Other Coverage	272	296
All Other	<u>2,008</u>	<u>2,869</u>
Total	<u>10,575</u>	<u>10,452</u>

The "All Other" complaints are not included in the official reconciliation figures. These complaints are excluded from reconciliation for various reasons such as the plans are self-insured or contracts are written in other states, etc. The Division attempts to assist consumers in these situations even though the complaints are not officially counted.

The Consumer Services Section also handled 2,851 written inquiries. The Consumer Services Section responded to those inquiries by providing pertinent information to the consumer.

Consumer Outreach Activities

High School Presentations: 306
(IDFPR outreach on behalf of DOI)

	<u>OCHI</u>	<u>IDFPR Outreach</u>	<u>Totals</u>
Radio Shows:	56	69	125
Estimated audience:	749,000	1,705,000	2,454,000

Rapid Response Meetings: 17
(Estimated 4,766 employees impacted)

During the year 2008, the Office of Consumer Health Insurance (OCHI) received 14,229 calls from 1,039 different zip codes in Illinois. The three most frequently addressed topics were: claims (2,687); group insurance (2,194); and individual insurance (1,701). OCHI continued to distribute informational brochures to numerous entities throughout the state that could provide the brochures to their stakeholders.

In January 2002, the Uninsured Ombudsman Program (Ombudsman) was established within OCHI to educate uninsured Illinois residents about health insurance options and benefits, including an explanation of rights guaranteed by state and federal law. The Ombudsman also informs uninsured and underinsured consumers about available low-cost or subsidized medical services.

Since its inception, the Ombudsman staff has worked with various state and local agencies to build a database of local resources that provide medical services to the uninsured and underinsured populations. Information in the database includes resources for medical, dental, mental health, prescription drug, vision, and other available health care services by county and city.

For calendar year 2008, the Ombudsman staff handled 1,191 telephone calls. As in previous years, calls came from uninsured persons and from a variety of individuals and organizations providing assistance to the uninsured, including other state agencies, legislators, insurance agents, radio stations, and family and friends. The Ombudsman staff continues to heighten the program's public profile by, among others things, regularly participating on radio talk shows and participating at pre-layoff workshops for dislocated workers.

In 2008, an Ombudsman staff member was a guest on the television show "Pamela Speaks" (Springfield, IL) and also participated in the Greene County Health Fair, Lincoln Community Health Fair, and Eureka Grand Chapter Health Fair. In addition, an Ombudsman representative sat on the "Cover the Uninsured Week" panel, spoke before the American Association of Medical Assistants, and appeared at the Farm

Resource Center Conference and the Immigration Workshop Series in the Village of Skokie.

As in previous years, the Ombudsman staff actively participated on the Rapid Response Team for Dislocated Workers. At meetings organized by the team, members from various agencies answered dislocated workers' questions and provided the most current information about local resources and services. The Ombudsman staff provided: critical information about continuation rights available through the employer group health insurance plan; tips on how to shop for health insurance; information regarding special enrollment rights under HIPAA (e.g., HIPAA allows dislocated workers to enroll on a spouse's employer group health plan); and the Division's contact information in case the dislocated worker needs further assistance.

The right of dislocated workers to continue health insurance coverage through their former employer, whether pursuant to state continuation laws or federal COBRA laws, is a major topic of discussion if the employer group health plan remains in existence. Ombudsman staff provides detailed continuation of coverage information to workers and their families, including information regarding the ability of qualified beneficiaries to enroll separately under COBRA. The separate enrollment information is valuable at a time of financial hardship – the employee may have a dependent (e.g., son, daughter, or spouse) that insurance companies refuse to cover in the individual market due to the dependent's past or present medical condition.

Market Conduct Programs

In establishing a schedule of examinations, the Market Conduct Unit evaluates information gleaned from insurer market conduct annual statements, specifically data regarding paid and denied claims, payment medians, and zip code tracking of company producers by business address. A market analysis of this annual statement data enables us to prioritize companies for scheduling target examinations. Market analysis, in conjunction with our review of consumer complaints, gives us the opportunity to respond more quickly to the ever-changing marketplace.

Market conduct examinations directed at health maintenance organizations (HMOs) emphasized both their compliance with rules and regulations, and accurate and timely payments to their members. Market conduct staff continued to be active on various NAIC working groups designed to address uniformity in market conduct examinations with respect to data calls, examiner qualifications and examination procedures. The Federal Gramm-Leach-Bliley Act is driving this ongoing effort.

Completed Market Conduct Examinations

	<u>2008</u>	<u>2007</u>
Examinations	26	23

Corrective orders issued	22	22
Premium overcharges returned to Illinois policyholders	\$5,538	\$1,452
Additional claim payments made	\$123,845	\$119,542
Civil forfeitures levied (22 insurers)	\$458,000	\$625,000

Life, Accident and Health (LAH) Compliance Unit

The LAH Compliance Unit is responsible for reviewing and approving all filings for life, disability, and health policies and for HMO, Limited Health Service Organization and Voluntary Health Service Plans. In addition, the Unit handles HMO complaints, viatical settlement provider compliance, and registration for preferred provider program administrators and utilization review organizations.

LAH Product Filings

	Year 2008	Year 2007
LAH forms approved	8,094	8,884
LAH informational filings	1,641	1,332
LAH rate filings	620	597
HMO forms approved	347	439
HMO informational filings	8	88
PPA applications approved/renewed	192	190

Discount Plans

Illinois currently has approximately 200 active registered preferred provider administrators (PPA) conducting business within our state. Approximately half of these entities continue to report the offering of health care services on a discounted basis. Despite this statistic, the Division continues to witness an explosion of unlicensed discount plans. Illinois residents are being repeatedly exposed to fax blasting, multimedia and internet solicitations for enrollment into discount card plans offering a wide array of health care services and supplies. Routinely, these plans offer discounted rates for medical, surgical, hospital, dental, vision, prescription drug, emergency travel, mental health, and substance abuse care. In many instances, these solicitations offer Illinois consumers faux access to health care provider discounts, purporting contractual relationships with providers which do not exist.

Employers view discount health care programs as cost effective alternatives to offering supplemental insurance coverage to their employees. Individuals see them as an alternative to costly private coverage. Many of these plans are legitimate, but there are some that provide only minimal coverage through marginal or non-existent provider networks and at a great profit margin for the program sponsors.

Although there are exceptions, Illinois law generally requires discount plans to be registered as preferred provider administrators under the Health Care Reimbursement

Act. The Division continues to actively work to get these plans registered as preferred provider administrators. Unfortunately, other states often lack oversight authority of discount plans, leading sponsors of these plans to believe they do not have to register under the Illinois law. This belief is reinforced by existing state mandates that require discount programs to disclose, on their membership cards, that discount programs are “not insurance.” While it is true that preferred provider administrators are not insurance companies, they still are required to be registered with the Division.

The Division continues to address this issue, and encourages the consumer to verify that their discount program is authorized to conduct business in Illinois before purchasing the product. A listing of authorized preferred provider program networks has been placed on the Division’s website.

Insurance Issues

In 2008, the LAH Compliance Unit continued to actively work with companies to address compliance and policy language issues as they arose. The range of issues included: network adequacy, assignment of benefits, rule interpretations, and innovative group health products.

The LAH Compliance Unit is continuing to accept certified life and annuity filings under Company Bulletin 2007-01. This certification allows companies to begin marketing life and annuity products prior to receiving specific Director approval of the policy forms. Such a process allows companies to quickly get products into the market place while protecting consumers.

The LAH Compliance Unit continued to work with NAIC on many of the life and health issues coming before that body, including the interstate compact.

In 2008, one carrier exited the individual marketplace and one carrier withdrew from the small group marketplace. The exit of these carriers does not appear to have significantly impacted the availability and affordability of coverage offered in the individual, small group, or large group marketplace.

In 2008, the LAH Compliance Unit instituted Company Bulletin 2008-02 pursuant to Public Act 095-0436 (SB 0873), effective June 1, 2008. Under this Act, Illinoisans under age 65 who receive Medicare because of disabilities have the same open enrollment rights as seniors. A person under 65 who qualifies for Medicare because of disabilities and who applies for a Medigap policy within six months after enrolling in Medicare Part B has a six-month open enrollment period beginning the day they enroll in Medicare Part B. During open enrollment, a company must allow you to buy any of the Medigap plans it offers. This right is also available for persons who are retroactively enrolled in Medicare Part B due to a retroactive eligibility decision made by the Social Security

Administration if they apply within six months after receiving notice of retroactive eligibility.

Open enrollment applied to all under 65 Medicare eligible individuals even if they had existing Medicare supplement insurance. If they fit this description they had the ability to choose from any plan offered by companies selling Medicare Supplement insurance in Illinois until December 1, 2008.

For persons under 65 that become eligible to purchase a Medigap policy, companies may not charge a rate higher than the highest rate on the company's current rate schedule filed with the Illinois Division of Insurance.

Property and Casualty (P&C) Compliance Unit

The P&C Compliance Unit is responsible for the review of all commercial lines coverage forms and rates that are required to be filed for compliance with Illinois Statutes and Regulations. Additionally, the P&C Compliance Unit is responsible for the review of all personal lines coverage forms and rates that are required to be filed for compliance with Illinois Statutes and Regulations.

The Division continues to work on initiatives aimed at moving accepted products to market as quickly as possible.

P&C Product Filings

	Year 2008	Year 2007
P&C forms reviewed	51,417	32,225
P&C rate filings reviewed	3,646	4,363

Producer Licensing and Regulation

The Licensing Unit is responsible for developing and administering licensing examinations required of prospective insurance producers and public adjusters. This responsibility is performed through a test administrator, which has established test sites throughout the state. The examinations are given by computer and electronically graded immediately upon completion. For candidates who pass the examination, an instant application is provided at the test site. In addition, the licensing staff reviews and processes new and renewal applications and issues licenses online on a daily basis.

Licenses Issued

	<u>2008</u>	<u>2007</u>
Producers Licensed	168,119	163,474
Business Entities Licensed	9,442	13,755
Examinations	18,004	19,559
Temporary Licenses	2,916	2,475

Limited Representatives	7,760	7,554
Premium Finance Licenses	251	259
Public Adjuster Licenses	249	220
Third Party Administrators	477	463
Certification/Clearances	1,419	2,242
Education Providers	258	385
Courses Approved	5,038	6,292

The Producer Regulatory Unit conducts fiduciary financial examinations of licensed insurance producers and investigates their marketing activities and methods. Such examinations or investigations may result in the issuance of a Director's Order to the producer or other regulatory action.

Regulatory Actions	<u>2008</u>	<u>2007</u>
Financial Examinations	185	231
Investigations	99	111
<u>Total</u>	<u>284</u>	<u>342</u>

Action Results:

Revocations/Surrenders	29	81
Stipulation & Consent Orders	58	41
Civil Forfeitures	\$77,000	\$157,100

Senior Health Insurance Program

The Senior Health Insurance Program (SHIP) is a free counseling program for Medicare beneficiaries of any age, their families, or caregivers who have questions or problems with health insurance issues. SHIP counselors are trained to answer questions on Medicare, Medicare supplement insurance, Medicare Advantage health plans, long-term care insurance, and prescription drug coverage. To ensure that SHIP continued to have a capable and informed network of SHIP volunteer counselors assisting Illinois' Medicare population, SHIP trainers conducted numerous introductory training sessions for our new volunteer counselors, and multiple continuing education training sessions for our existing network of volunteer counselors across Illinois.

During 2008, SHIP staff and SHIP volunteer counselors reached over three million Medicare beneficiaries, their caregivers, advocates and providers through approximately 541 public presentations, health fairs, cable television, radio, and/or website events focusing primarily on educating and assisting people on Medicare with their options for prescription drug coverage, as well as the spreading problem of Medicare Advantage plan marketing abuse.

SHIP continued its outreach activities in non-English speaking communities throughout the state in an effort to ensure that all members of Illinois' Medicare population continue to have access to our counseling services. Our bilingual education specialist provided front-line assistance and conducted several public presentations to Hispanic senior groups and other interested parties concentrating on issues related to Medicare Part D prescription drug coverage.

SHIP continues to build on existing partnerships with the Illinois Department on Aging, Healthcare and Family Services, and the Social Security Administration and Centers for Medicare and Medicaid Services. Through these ongoing partnerships, SHIP was and continues to be extremely responsive and proactive to the increasing number of emerging issues affecting our senior and disabled Medicare populations in Illinois.

Information access and dissemination was integral to SHIP's outreach efforts in 2008. SHIP was and continues to be a depository of Medicare, Medicare Supplement, Prescription Drug Coverage, Extra Help, State Pharmacy Assistance Program (Illinois Cares Rx), and related insurance information, conveying that information to Illinois' Medicare beneficiaries through our publications, website, trainings, radio presentations, interactive educational sessions, health fairs, and through our extensive network of volunteer counselors across our State. SHIP not only disseminated information derived from our partnering organizations, but also produced its own publications from data we collected. In addition to the numerous publications on the aforementioned health insurance topics, one key publication produced by SHIP, the *Medicare Supplement Premium Comparison Guide* continues to be made available through our website, 800 line, and volunteer counselor network.

SHIP is funded in part by a federal Medicare education grant and in part by the Producer Fund. SHIP exists within the Division pursuant to 20 ILCS 1405/1404-15 Senior Citizen Assistance and Information Program.

SHIP Activities	<u>2008</u>	<u>2007</u>
Volunteer hours	35,766	16,909
One-on-one counseling sessions	57,106	28,164
Educational presentations	541	193
Toll-free hotline calls	31,455	28,192
Savings to Medicare beneficiaries	\$11,836,404	\$6,965,633

Financial - Corporate Regulation

The Financial-Corporate Regulation Section is responsible for analyzing and monitoring the financial condition of insurance companies, health maintenance organizations, and all other regulated insurance risk-bearing entities, conducting on-site financial examinations, and intervening when potential problems are identified. This section also licenses authorized insurers in Illinois and investigates and takes action against unauthorized companies illegally conducting the business of insurance. Additionally this section provides oversight and advisory services to public pension funds in Illinois, primarily for municipal police and fire department pension funds.

Financial Regulation Unit

The Financial Regulation Unit is responsible for analyzing and monitoring the financial condition of insurance companies, health maintenance organizations, and other regulated insurance risk-bearing entities and intervening when potential problems are identified.

The unit is responsible for oversight of the management operations of Illinois insurers because, by law, many corporate transactions such as entering reinsurance agreements, paying dividends, and transacting business with affiliates require the prior approval of the Division.

There is no longer a requirement for foreign insurance companies to submit quarterly statements or foreign CPA audits. The unit's emphasis on domestic insurance companies is consistent with NAIC guidelines.

The unit works closely with several entities with distressed financial conditions. In these instances the unit must devote greater staff resources because a more continuous regulatory role is required. For these companies, staff has more contact with company personnel and company advisors in the form of face to face or teleconference meetings. Detailed review of expanded analytical data is often required by these situations. In many cases staff must also participate in national telephone conference calls with other insurance regulators.

The unit representatives remain active on a limited basis at the national level in a number of NAIC initiatives including: Financial Regulation Standards, Financial Analysis, NAIC/AICPA, Emerging Accounting Issues, Statutory Accounting Principles, Insurance Holding Company, Financial Reporting (Blanks), Risk Assessments and Valuation of Securities. Participation has been limited, in large part to conference calls, since sufficient staff has not been able to travel to the national and other meetings where significant discussion of these matters takes place.

Casualty Actuarial Unit

The Casualty Actuarial Unit's ongoing responsibilities include providing technical actuarial support to the financial and consumer market areas. The core actuarial analyses performed with respect to the financial solvency of insurance entities include reviewing Statements of Actuarial Opinion and analyzing workpapers supporting them, performing loss reserve analyses of Annual Statement loss data and participating in on-site financial examinations of insurance companies. Staff also evaluates the Actuarial Opinion Summary of all domestic property and casualty companies, performs technical analyses of reinsurance agreements for transfer of risk, evaluates all extraordinary dividend notifications and monitors carried asbestos and environmental reserve amounts.

In support of the consumer services area, actuarial staff reviews actuarial information supporting rate filings, such as that of the Illinois FAIR Plan, the Illinois Mine Subsidence Insurance Fund, the Illinois Automobile Insurance Plan, and the National Council on Compensation Insurance. Staff oversees the actuarial evaluation of all medical malpractice rate filings and provides significant technical assistance in the rate hearings pursuant to statute.

Staff remains responsible for monitoring medical malpractice historical data and the Illinois Medical Professional Liability Insurance Uniform Claims Reporting (IMPLIUCR) data submitted by companies. The unit continues to oversee production of the Illinois Property and Casualty Insurance Market Share Report.

Staff continues to represent Illinois on a national level as well. The unit participated in the NAIC Casualty Actuarial Task Force calls throughout the year. More specifically, staff assisted in updating the regulatory guidance for the actuarial opinion and report, which is included with the American Academy of Actuaries Practice Note on Statements of Actuarial Opinion. In addition to offering guidance for any new requirements, this document also addresses problems or concerns found in previous opinions and reports.

Casualty Actuarial Unit Reviews

	<u>2008</u>	<u>2007</u>
Domestic Statements of Actuarial Opinion	160	159
Domestic Actuarial Opinion Summaries	160	132
Foreign Statements of Actuarial Opinion	629	615
Financial Examinations	53	38
Tabular Discounting – domestic companies		3
Salvage and Subrogation – domestic companies		10
Asbestos and Environmental Reserve Amounts – domestic companies		22
Medical Malpractice Rate Filings	16	21

Medical Malpractice Hearings	0	2
Reinsurance Risk Transfer	0	2

Life Actuarial Unit

The Life Actuarial Unit has responsibilities in both the financial and consumer arenas. On the financial side the unit reviews domestic companies' reserve actuarial opinions and other material relating to reserve adequacy, extraordinary dividend filings, and financial examination actuarial planning memorandums. The unit's major ongoing responsibilities on the consumer side are the review of long term care and Medicare supplement filings for compliance with Illinois rating laws and regulations.

A significant amount of time is spent in support of the analysis, examination, and consumer units, as well as on actuarial issues brought to us by individual companies throughout the year. Examples of such ad hoc work include review and analysis of risk based capital calculations, reinsurance transactions, actuarial matters relating to mergers, permitted practices involving actuarial concerns, nontraditional policy form filings, nonforfeiture related issues, consumer complaints, and reserve reduction requests.

The unit attends the NAIC's Life and Health Actuarial Task Force and Capital Adequacy Task Force calls, as well as the American Academy of Actuaries' C-3 Working Group calls.

In the area of health insurance, premium rate increases for long term care insurance continued to be one of the main issues faced by the unit. In 2008 the number of companies filing for rate increases increased over the previous year as companies continued to adjust to higher than expected claim costs. The unit reviewed these increases for actuarial soundness and compliance with regulatory provisions, approving or modifying the requested increases accordingly. The unit also reviewed rate filings for Credit Life and Credit Disability insurance, and monitored compliance with the Small Employer Health Insurance Rating Act. The unit assisted the Senior Health Insurance Program with conducting an annual survey of Medicare Supplement premium rates in Illinois. This information was incorporated into the 2008 Medicare Supplement Premium Comparison Guide. The unit also worked with the Illinois Comprehensive Health Insurance Program on various actuarial-related issues.

A significant amount of work was done in 2008 with the NAIC's Life and Health Actuarial Task Force in the area of principles based approaches to determining reserves. A principles based approach is significantly different from the traditional formula-based methods, and will therefore require considerable changes to the regulatory monitoring process. Analogous work is being done for risk based capital.

Life Actuarial Reviews (Approximate)

	<u>2008</u>	<u>2007</u>
Actuarial Opinions:		
Valuation Law Compliance	77	76
Mortality Assumption Specific (X factors)	17	21
Equity Indexed Annuity & Equity Indexed Universal Life	8	10
Small Employer Group Health Compliance Certifications	50	50
Other:		
Medicare Supplement, Long Term Care, and Credit Life	380	346
A&H Claim Reserve Monitoring (Life, Fraternal, HMO)	15	14
Medicare Supplement Refund Calculations	97	86
Regulatory Asset Adequacy Issues Summaries	62	61

Financial Examination Unit

Illinois law requires the examination of the financial condition of insurance companies domiciled in Illinois not less than once every five years. On-site financial examinations of companies provide for a detailed review of the Company's financial condition, compliance with Illinois laws and regulations, and the reliability of financial statements. The information obtained during an examination may be the basis for timely and appropriate regulatory action.

Under a national regulatory accreditation program for all state insurance regulatory agencies administered by the NAIC, examinations of multi-state insurers must be adopted within 18 months of the end of the year being examined.

The Financial Examination Unit utilizes the electronic work paper software known as "Teammate." This is the software used throughout most of the country by state insurance regulators that should increase the efficiency and effectiveness of examinations. The unit also utilizes four outside consultants/vendors to provide various financial examination services to assist in the financial examination of Illinois domestic companies.

During 2008, the unit organized and presented two educational seminars, which provided up to 38.1 hours of continuing education credits for the Division's financial examination staff and staff from other Midwest state insurance agencies. These seminars featured sessions on subjects such as fraud detection, statistical sampling, reinsurance arbitration and due diligence, AM Bests Regulatory Center and Rating Criteria, and conducting NAIC Risk Focused Surveillance Examinations, including assessing corporate governance and internal audit, and identifying key activities and

inherent risk assessment. A paramount emphasis of these seminars was to emphasize a risk assessment approach to planning and conducting examinations.

In addition to performing financial examinations, the unit annually values the life insurance in force of domestic companies. Reserve liabilities associated with these in-force amounts are certified as meeting applicable minimum standards. Twenty of these valuations were completed during the year.

2008 Financial Examinations Adopted

Property & Casualty	<u>2008</u>	<u>2007</u>	Life, Accident and Health	<u>2008</u>	<u>2007</u>
Comprehensive	27	33	Comprehensive	15	14
Illinois Only	25	15	Illinois Only	7	7
Compliance/Target	<u>3</u>	<u>4</u>	Compliance/Target	<u>2</u>	<u>0</u>
Total	55	52	Total	24	21

Corporate Regulation Unit

The Corporate Regulation Unit is responsible for the incorporation, formation, licensing and registration of insurance entities and approval of various corporate transactions.

In 2008, 635 life, accident and health and 1,179 property and casualty insurance companies were licensed in Illinois. Other licensed entities include:

- 448 purchasing groups (organized to purchase commercial liability insurance for their members);
- 112 foreign registered risk retention groups (insurance companies organized to write only commercial liability insurance on behalf of their owner-members);
- 46 reinsurance intermediaries;
- 42 self-insured auto fleets; and
- 149 companies registered under the Service Contract Act.

As of December 31, 2008, 1,395 surplus lines producers were licensed. Those individuals may, under circumstances defined by law, negotiate insurance contracts with unauthorized insurers not protected by the Illinois Insurance Guaranty Fund. Pursuant to statutory authority, 114 unauthorized insurers have been declared ineligible for use by resident surplus lines producers for good cause.

Although Illinois law prohibits individuals or organizations from sharing risks without authorization to transact the business of insurance, two types of risk-bearing entities are permitted by statute. At the end of 2008, 10 religious and charitable risk pooling trusts,

and 9 group workers compensation pools, were operating in Illinois. Twenty-three companies were licensed as service companies to provide services to the group workers compensation pools.

Licensed Property and Casualty Insurance Companies

	2008				2007			
	Domestic	Foreign	Alien	Total	Domestic	Foreign	Alien	Total
Stock	160	786	5	951	160	767	6	933
Stock Captive:								
Pure	1	0	0	1	1	0	0	1
Association	0	0	0	0	0	0	0	0
Industrial Insured	1	0	0	1	1	0	0	1
Stock Risk Retention Group	1	0	0	1	1	0	0	1
Stock Surplus Line	11	0	0	11	10	0	0	10
Mutual	16	75	0	91	16	74	0	90
Mutual Risk Retention Group	0	0	0	0	0	0	0	0
Reciprocal	2	17	0	19	2	16	0	18
INEX Insurance Exchange:	1	0	0	1	1	0	0	1
Syndicates	1	0	0	1	1	0	0	1
Limited Syndicates	0	0	0	0	0	0	0	0
Lloyd's	0	0	1	1	0	0	1	1
Farm Mutuals	71	0	0	71	76	0	0	76
Accredited Reinsurers	0	21	8	29	0	16	6	22
Mutual Holding Company	<u>1</u>	<u>0</u>	<u>0</u>	<u>1</u>	<u>0</u>	<u>2</u>	<u>0</u>	<u>2</u>
Total	<u>266</u>	<u>899</u>	<u>14</u>	<u>1,179</u>	<u>269</u>	<u>875</u>	<u>13</u>	<u>1,157</u>

Licensed Life, Accident and Health Insurance Companies

	2008				2007			
	Domestic	Foreign	Alien	Total	Domestic	Foreign	Alien	Total
Stock Legal Reserve Life	55	437	5	497	56	441	6	503
Mutual Legal Reserve Life	5	27	0	32	5	27	0	32
Assessment Legal Reserve Life	2	0	0	2	2	0	0	2
Mutual Benefit Association	0	0	0	0	0	0	0	0
Burial Societies	2	0	0	2	2	0	0	2
Fraternal Benefit Societies	14	47	1	62	16	47	1	64
Voluntary Health Service Plans	3	0	0	3	3	0	0	3
Vision Service Plan	0	0	0	0	0	0	0	0
Dental Service Plan	1	0	0	1	1	0	0	1
Health Maintenance	11	13	0	24	10	12	0	22
Limited Health Service	6	0	0	6	6	0	0	6
Accredited Reinsurer	0	3	0	3	0	3	0	3
Mutual Holding Company	<u>3</u>	<u>0</u>	<u>0</u>	<u>3</u>	<u>2</u>	<u>0</u>	<u>0</u>	<u>2</u>
Total	<u>102</u>	<u>527</u>	<u>6</u>	<u>635</u>	<u>103</u>	<u>530</u>	<u>7</u>	<u>640</u>

Pension Unit

As in previous years, there was an increase in the number of public pension funds, members, assets, and beneficiaries. The Pension Unit experienced expansions of its compliance audits, electronic filings, advisory services, statistical services, and communications with the various pension funds during the 2009 fiscal year.

The unit maintains records involving the membership, trustees, officers, size and growth of public pension funds within the State of Illinois. The total number of funds, including police, firefighter and large funds, is 657. These funds include over 3,200 trustees. The assets have decreased to \$ 130.8 billion. The total number of participants has decreased to 602,507 and the total benefits paid were over \$9.88 billion to 371,688 beneficiaries.

A major responsibility of the unit is to conduct onsite and automated compliance audits. The individual police and firefighter pension funds range from just 1 or 2 participants to over 500 participants. The unit compliance staff was able to accomplish 74 exams. The examinations included several of the largest funds in the state, and yielded over 67 findings.

This is the ninth year the unit received electronically filed pension fund annual statements from all 657 public pension funds which are required to file an annual statement. There were 10 workshops and seminars attended by staff concerning the

downstate police and firefighter pension funds, members, trustees and officers. The unit staff traveled over 5,000 miles to accomplish these goals.

The unit also submitted seven articles to the nine public pension organization's newsletters. The unit performs an actuarial study and calculates tax levies for the police and firefighter pension funds. This information is sent to all funds for use with their local municipalities.

The unit performed a number of complicated calculations for police portability along with answering questions on this benefit. Historical tax levy calculations are supplied to local municipalities upon request, as well as calculations for the legislature and Pension Laws Commission.

The unit also supplied three calculations to potential new funds to assist municipalities with real cost data for their future employee pension fund.

The unit handled over 3,120 phone calls, including inquiries from police and firefighter pension funds needing assistance with the operation of their respective funds; investment fund managers requesting information regarding investments; professional pension organizations; and members of the state legislature.

The unit answered 64 letters requesting an opinion to settle questions arising from the operation of various pension funds. There were over 390 written inquiries from different individuals and groups within the pension arena that were assigned to staff for responses.

The unit also made over 76 pension calculations for smaller funds that had retiring members. The unit held 5 hearings of non compliance. The Division levied over \$100,000 in fines from these hearings.

Legal

Division regulation involves a myriad of complex issues that must be meticulously scrutinized, dissected and resolved one step at a time. During 2008, the legal staff faced taxation issues, pre-paid funeral issues and military sales issues.

In 2007, Prudential Insurance Company of American and its affiliate, Pruco Life Insurance Company filed a complaint in the Cook County Circuit Court regarding the Department's treatment of Illinois income tax cash refunds in connection with the computation of the Illinois basis for the retaliatory tax calculation. At the heart of the matter was what the amount of the tax refund reduction on the Illinois basis should be in years when the refund exceeds a company's income tax liability for that same year resulting in a negative number for the Illinois basis. The companies contended that the refund adjustment could not exceed the income and replacement taxes paid for the year, while the Division argued that the excess should be allowed into the computation in order to recapture, as retaliatory tax, income tax deductions that should not have been taken on the retaliatory tax returns for previous years in that the taxes underlying the deductions were later refunded.

The case settled disputed claims totaling \$8,722,825.68 favorably for the Division in connection with the retaliatory tax liability of the Prudential Insurance Company of America, and of its affiliate the Pruco Life Insurance Company for the 2000, 2004, and 2006 tax years.

On another front, the Division was busy working to protect more than 47,000 Illinois families who pre-paid for a funeral in Illinois. The Division examined the conduct of Merrill Lynch Life Agency to determine whether it had violated any insurance laws. Pursuant to a Stipulation and Consent Order, the company paid \$18 million into a trust that will be used to aid both consumers and members of the IFDA if those funeral directors agree to provide their client-families with the contracted funeral previously paid for.

Finally, the legal staff supported the Division's efforts to deal with American Mutual of Illinois regarding allegations of inappropriate sales practices targeting members of the military at the Great Lakes Navel Base. Three separate cases were brought resulting in administrative hearings. While the Director has not made a final ruling on the appropriateness of the company's actions, the Division has enforced the military sales regulation and sent a clear message about taking advantage of the families and members of the United States military.

Legal Activities

	<u>2008</u>	<u>2007</u>
Administrative Hearings Scheduled	103	82
Freedom of Information Act Requests Processed	261	205
Opinions Issued	183	143
Legislation	16*	604
Regulatory Files Reviewed	282	301
Rules Adopted	8	12
Subpoenas Processed	168	351
New Litigation	18	26

* Due to a change in the management of legislative affairs, the Legal Division staff was only asked to review very specific pieces of legislation, instead of reviewing all legislation, which has been the practice in the past.

Office of the Special Deputy Receiver (OSD)

Pursuant to provisions of Article XIII and XIII ½ of the Illinois Insurance Code, the Director is appointed as statutory Conservator, Rehabilitator or Liquidator of a company in receivership.

The Director, through his Special Deputy, takes the following alternative courses of action, depending on the type of court order that is issued against a company:

1. Pursuant to an Order of Conservation, the Director takes possession of property, business and affairs of a company to protect the interests of policyholders and other creditors, and proceeds to ascertain the condition and situation of the company.
2. Pursuant to an Order of Rehabilitation, the Director is vested with title to all property, contracts and rights of action of the company. He proceeds to conduct the business of the company and to take appropriate steps, if possible, to remove the causes and conditions which made rehabilitation necessary.
3. Pursuant to an Order of Liquidation, the Director is also vested with title to all property, contracts and rights of action of the company. Upon entry of the court order, he proceeds immediately to liquidate the property, business and affairs of the company, to marshal assets, and to evaluate the claims asserted against the company in order to make a distribution of assets as soon as possible to policyholders and other creditors.

For Illinois domiciled or licensed insurers placed into liquidation, the Illinois Insurance Guaranty Fund, the Illinois Life and Health Insurance Guaranty Association, and the Illinois Health Maintenance Organization Guaranty Association are mandated by statute to respond to the covered claims up to certain statutory caps. Similar funds and associations exist in most other states for similar purposes. The claims of policyholders of unauthorized, illegal or unlicensed insurers are not generally afforded this protection.

OSD's mission is to maximize assets of estates under its management, fairly dispose of claims, and timely deliver assets to claimants. OSD achieved a great deal in 2008 to further that mission. These accomplishments are broken down into two large categories: OSD corporate accomplishments and estate-by-estate accomplishments. Of course, the OSD Corporation exists to service the estates, but it is helpful to distinguish corporate level accomplishments that benefit all estates, and estate-by-estate accomplishments that benefit particular estates.

OSD CORPORATE ACCOMPLISHMENTS 2008

ASSESSMENT & PLANNING

1. Completed operational and strategic business assessment.
2. Completed comprehensive “Due Diligence” – type corporate review.
3. Actively joined national dialogue on best practices, strategic planning, and how best to serve consumers.
4. Broadened mandate of outside auditor to include internal controls and processes.
5. Initiated information technology assessment to analyze systems and identify improvements and efficiencies.

CULTURE

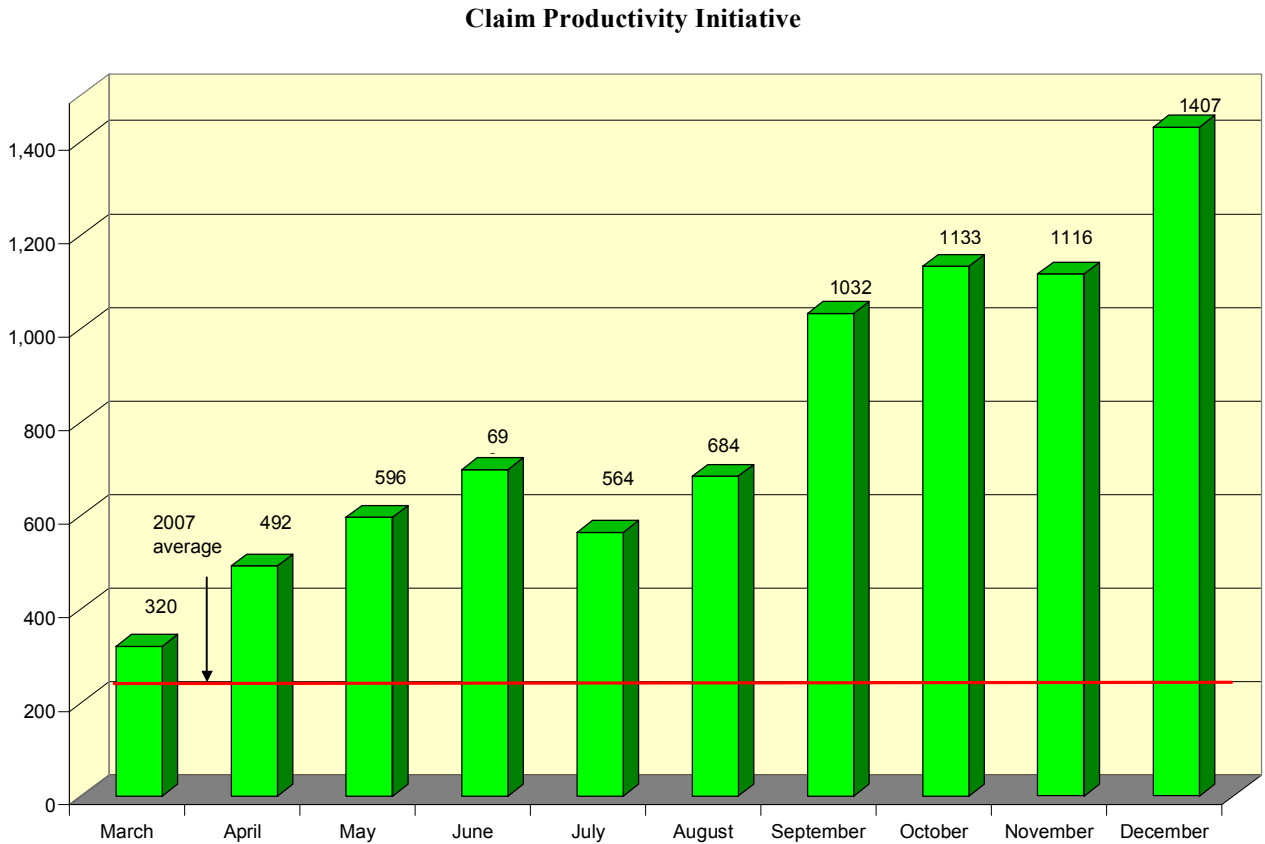
1. Corporate cultural challenges addressed.
 - Adopted first set of corporate business principles and communicated them to all staff.
 - Focus on estates interests through enhanced strategic planning.
 - Emphasize productivity and accountability through measurement and communication of results.
 - Internal communication and employee initiative improved.
2. In-service training on internal controls; corporate-wide review of risks, internal controls and policies.
3. Reconfigured existing work space for more interactive, practical environment; management and other staff are now in the same work area.

PRODUCTIVITY & ACCOUNTABILITY

1. Initiated dash boarding for estate planning - set deliverables for *every estate* through *every phase*, including closing.

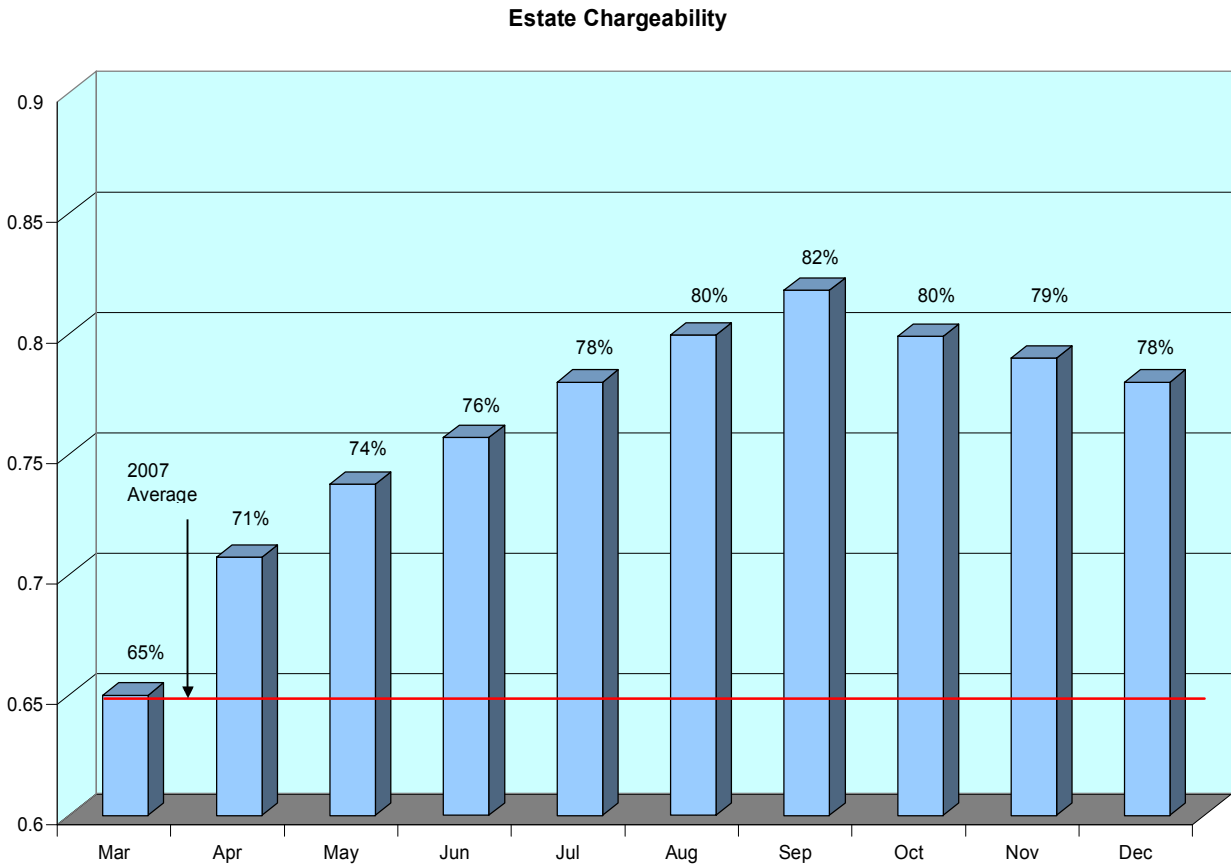
2. Consumer Claim Productivity Initiative.

- 641% increase in claims staff productivity (December 2008 claim production compared to 2007 monthly average).



3. Time Accounting Initiative.

- Achieved improvement in estate chargeability as shown in the chart below.



4. Reinsurance Productivity Initiative.

- \$62mm billed in 2008; \$18.4mm collected or set off final number.
- Greater reliance on external and internal technology provides faster reporting, adjudication, billing, collection and finalization of reinsured claims, also allows for timely support in litigation cases of such claims.

5. Consumer-oriented communication with claimants.

- Improved mailing protocols to increase consumer response rate.
- Enhanced procedures for keeping contact with consumers; more aggressive attempts to find claimants to resolve claims and deliver funds.

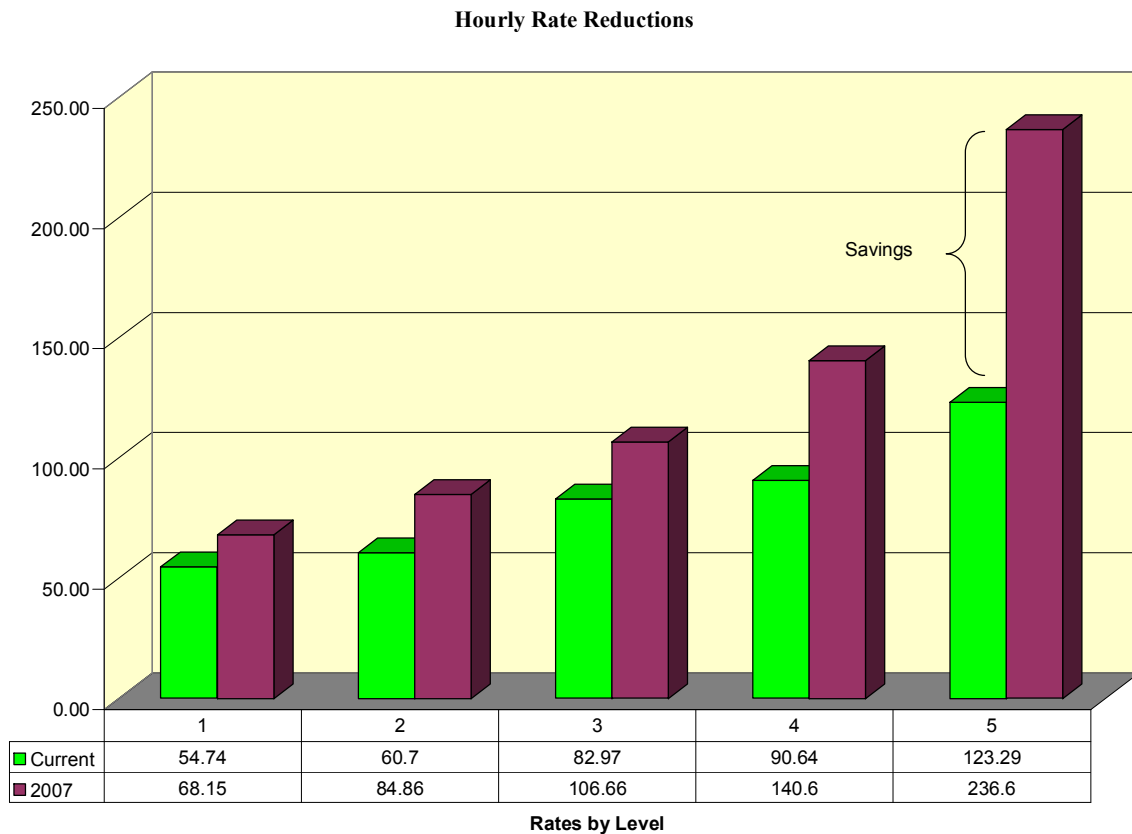
6. Quarterly estate strategic planning process in place; first quarter meetings produced estate dashboards.

FINANCES

1. Adopted employee benefit adjustments yielding

- 10 full-time equivalent employees at no estate cost (from reducing paid time off).
- Removal of significant unfunded liabilities.
- *Performance*-driven compensation model, including compensation conditional on benchmarks.
- More current accounting that yields more equitable distribution of costs to estates.

2. Achieved reductions in all five OSD hourly billing rate levels through efficiency initiatives as shown in the chart below.



3. Instituted budget projection process on corporate and estate level; imposed financial analysis on estate planning.
4. Reduced overhead administrative expenses (5.5% decrease between 2007 and 2008 excluding extraordinary charges).
5. Review and update of procurement and ethics policies (including RFP web posting, committee-driven procurement decisions, and further tracking of state law on procurement and ethics); specifically assigned attorney to monitor procurement and ethics compliance.

STRUCTURE

1. Headcount reduction of 17% in 2008 (124 to 102).
2. Management restructuring increased focus on output- 20% improvement in ratio of managers and supervisors to line staff (improved from 1:4 to 1:5).
3. Redeployed personnel to emphasize production rather than support functions, while maintaining expertise. Twelve employees in redeployment program. 15% of December 2008 claims productivity due to redeployed staff.

2008 ESTATE ACCOMPLISHMENTS

OVERVIEW OF CLOSINGS AND DISTRIBUTIONS

During 2008, a record seven estates were closed, and over \$74mm was distributed to creditors. Following is a brief synopsis of the highlights, which are also displayed in chart format on the “2008 Estate Distribution and Closing” dashboard, which is attached at the end of this report.

Interim Distributions to Creditors of Open Estates: \$45.3mm

Centaur: \$18.7mm
 Alliance: \$16.6mm
 Alpine: \$ 9.5mm
 Delta: \$480,000
 NAIC: \$ 18,337 (Second interim distribution)

Early Access Distributions on 19 estates, to Guaranty Funds and Associations, as reimbursement for claims paid and administrative expenses: \$17.4mm.

Distributions in two estates that were reopened because additional assets were marshaled:

Agora: \$1.2mm
 RCA: \$927,352

Final distributions in seven estates which were closed: \$9.4mm

BYRMA:	\$3.5mm (Second distribution)
IL Environmental:	\$2mm (Second distribution)
Illinois Healthcare:	\$1.4mm
Security:	\$1.1mm
ATLA:	\$995,086
Illinois Electrical:	\$344,743
Associated Physicians:	\$ 1,057 (Second distribution)

In addition to the above, there were other significant estate related accomplishments. The Information Technology Department developed a database that the Estate Strategic Planning Department used to help create dashboards for each estate. These one page summaries of estate activities include completion dates for all interim estate activities as well as closing goals for the estates. This is the framework used to realize our goal of returning the maximum amount of assets possible to the largest number of creditors possible, as soon as possible. Within this framework, all departments at OSD have made major contributions, by both initiating and implementing new ideas to expedite estate closures and distributions.

Estate Accomplishments by Department

CLAIMS

Estate Claim Reviews Completed: 10

Claimants reviewed: 8,493

Claimants noticed: 8,211

Checks issued to creditors: 5,044

The Legion claims initiative is an outgrowth of our determination to meet our new goals. Legion has over 5,000 policyholder level claims which need to be reviewed. In order for the claim reviews on all estates to be completed in a timely manner, it was decided that temporary claims examiners would be engaged for the Legion claims project. This engagement will not only accelerate the Legion claim review process, but will also allow us to keep pace with the claim reviews in all other estates.

Another initiative to expedite the review of claims was the redeployment of twelve OSD employees to the Claims Department. These individuals were trained to complete a variety of tasks, principally the evaluation of loss claims. This redeployment effort, along with the streamlining of several claims handling procedures, will facilitate closing estates earlier than previously thought possible.

REINSURANCE

Billed to Reinsurers and Retrocessionaires: \$62,157,986

Cash collections: \$10,333,732

Collections by way of offsets: \$8,125,672

The Reinsurance Department implemented a reinsurance billing procedure via the usage of Uniform Data Standard (UDS) information on the Statewide estate, resulting in the collection of \$1,309,122 on claims that otherwise would not have been processed until returned by the various Guaranty Funds and reviewed by OSD. As a result, the decision was made to apply this procedure to certain other UDS compliant estates, such as Gallant, Valor and United Capitol.

The Information Technology Department finalized the programming of the Pine Top retrocessional database, which resulted in the generation of a \$43,788,165 billing to retrocessionaires. We anticipate that the collection efforts stemming from these billings will be the last major project before closing the estate.

LEGAL

Claim recommendations (allowances and denials) approved by the court: 5,552

Total number of contested claims, all of which the Liquidator either prevailed at hearing or settled prior to hearing: 14

Federal priority release requests negotiated with the U.S. Department of Justice: 5

Transactions negotiated and effectuated, *i.e.* settlements, distributions, estate closings: 16

The Liquidator prevailed before the trial court in the declaratory judgment action brought by Arrowhead General Agency seeking a cut-through against Legion Indemnity's reinsurers. If Arrowhead prevailed, this would have impaired the estates ability to recover approximately \$3,000,000 in contingent reinsurance commissions.

In the Alpine estate, the Liquidator determined that a four month claim filing period (as opposed to the traditional six months) could be effectively used for the second claim filing deadline. The petition will be filed in January.

TAX AND COMPLIANCE

Federal income tax returns filed with IRS or parent company: 79 for estates or subsidiaries

State income tax returns filed: 53 for estates or subsidiaries

Requests for prompt assessment of returns, federal and state: 65

Release of three state special deposits, totaling \$484,285

MICA is a new estate (2007) but now has the potential to close in 2009. The IRS is permitted by law to take up to three years to complete a review of an estate's tax returns. In many cases they will agree to an expedited review of 18 months, but even this is a long time frame, if other estate issues are completed and we are just waiting for the time to pass before we can make a distribution to the creditors. We have recently approached the Taxpayer Advocate's Office of the IRS and asked them to consider further reducing the time frame for their tax return review process. If we are successful with MICA, we can make the same request for other estates as well.

SPECIAL PROJECTS

Search for creditors on Delta Return to Sender project, involving 12,840 second filing deadline notices.

In handling the claim evaluation for American Unified Life and Health Insurance Company, an estate with limited assets, in order to maximize the distribution to the creditors a special claims process was implemented significantly reducing the administrative expenses for the estate. The Information Technology Department modified the Liquidator System to eliminate the notice of determination process for claims where the amount recommended by OSD was equal to the amount claimed by the claimant on the proof of claim. Where the Guaranty Association paid a timely-filed claim, the claim was processed more efficiently.

INFORMATION TECHNOLOGY

A year-end report was developed that summarizes salvage and subrogation information by company and loss year. The resulting time saving output is also included as a spreadsheet which is used by the Tax and Compliance Department for tax reporting for each estate.

A set of reports was developed, based on information obtained from the Liquidator and the Early Access Systems, which were used to report estate activity to the NAIC.

CLAIMS SERVICES

Proof of claim forms mailed: 22,181

Boxes of records destroyed: 5,266

In addition to mailing proofs and managing the destruction of records, Claims Services inventoried 402 boxes of AEG records and entered these into the Archive system. These boxes were housed at OSD instead of offsite, in order to save on storage retrieval and other miscellaneous expenses.

ESTATE REPORTS

Below is a brief report on each active company as of December 31, 2008, as well as those companies that were closed in 2008. Following these reports is a combined statement of cash receipts and disbursements for each company.

Administrative Employer Group, Inc.

On April 21, 2008 an Order of Liquidation with a finding of insolvency was entered against The Administrative Employer Group, Inc. (AEG). The liquidation proceedings follow the commencement of a conservation proceeding on August 27, 2007. These actions were taken following the Division's determination that the company was transacting the unauthorized business of insurance and was insolvent. On November 17, 2008, an Order was entered approving claim filing deadlines and procedures. Claims must be asserted by way of a proof of claim form.

AEG is wholly owned by Professional Employer Holdings, L.L.C., a Delaware limited liability corporation. Although AEG was licensed in Illinois as a professional employer organization (PEO), it was never licensed for purposes of transacting the business of insurance. Pursuant to its statutory obligations as PEO, AEG provided its client companies with workers' compensation coverage. Commencing in late 2004, AEG obtained workers' compensation coverage from the Reinsurance Company of America (RCA). In February of 2005, RCA issued a 10-day notice of cancellation for the non-payment of premium. AEG and certain affiliated entities commenced litigation against RCA in New Jersey state court. That court ultimately entered an order holding that the RCA policy was cancelled effective August 19, 2005. Although the policy issued by RCA was cancelled, AEG continued issuing certificates of insurance purporting to provide workers' compensation coverage under the RCA policy until on or about August of 2007. Because AEG's issuance of the certificates of insurance constitutes the unauthorized transaction of the business of insurance, Guaranty Fund coverage is not available.

In conjunction with a due diligence of possible causes of action undertaken on behalf of an affiliated company (Employers Consortium V, Inc. in Liquidation), a decision was made to retain Clausen Miller for purposes of pursuing claims against a company, Leading Edge Group Holdings, Inc., owned by AEG's controlling person (Allen Hilly). The causes of action relate to the transfer of funds from AEG to Leading Edge Group Holdings, Inc. over an 11-month period during 2006. Allen Hilly is under federal

indictment in New Jersey with respect to these transfers.

Alliance General Insurance Company

A wholly owned subsidiary of Alliance Insurance Group, Inc., (Alliance) was incorporated in 1984 and began business on January 1, 1985. Alliance operated on a licensed basis in Illinois and on an excess and surplus line basis in 39 other states and the Virgin Islands. Alliance wrote commercial liability and property liability exposure. Prior to being placed into liquidation, Alliance's last financial statement reflected approximately \$13.7 million in direct as well as assumed reinsurance premiums for the period ending December 31, 1998. No new direct business was written after the third quarter of 1998.

An Agreed Order of Liquidation with a finding of insolvency was entered against Alliance on January 7, 2000. The claim filing deadline was January 8, 2001, with a contingent claim date of January 8, 2002.

The Liquidator filed a lawsuit against certain former officers and directors of Alliance and its outside auditors, alleging, among other things, negligence and breach of duty. A final settlement was reached with one of the defendants for \$2,750,000. Settlement was also reached with the officers, directors and owners for \$5,000,000. The suit against the outside auditors was settled for \$10,000,000. The Liquidator's suit against one remaining defendant was settled in 2007.

Early access distributions totaling \$1,453,137 have been made to the Illinois Insurance Guaranty Fund for administrative expenses and claim benefits. On September 22, 2008, an order was entered approving the Liquidator's plan to distribute 100% dividend to all claimants whose timely-filed claims are allowed at priority level (d) of the statutory priority schedule. The amount of distribution was \$16,622,605.

Alpine Insurance Company

Alpine Insurance Company (Alpine) commenced business in 1986, operating on a licensed basis in Illinois and on an excess and surplus line basis in 42 other jurisdictions. Alpine principally wrote commercial casualty liability coverages, as well as professional liability coverages for architects and engineers.

On January 8, 1999, Alpine, a domestic P&C company, was placed under an Agreed Order of Conservation. The company's first direct parent is Alpine Holdings, Inc. (formerly Transco Syndicate #1, Ltd.), and the ultimate parent is Exstar Financial Corporation. Alpine Holdings Inc., a former member of the Illinois Insurance Exchange (n/k/a INEX), was placed in conservation on March 18, 1999.

An Order of Liquidation was entered on June 28, 2000, for reasons of insolvency. On December 21, 2000, the Illinois Appellate Court affirmed the trial court's Order of Liquidation, and on April 4, 2001, the Illinois Supreme Court denied a petition for leave to appeal. The claim filing deadline was May 6, 2002, with a contingent claim date of

May 6, 2003. Early access distributions totaling \$93,433 have been made to the Illinois Insurance Guaranty Fund for administrative expenses.

On August 2, 2001, the Liquidator filed a lawsuit against certain former officers, directors and affiliated companies alleging, among other things, violations of federal RICO laws, negligence and breaches of fiduciary duty. The lawsuit was settled in October 2003 for \$1,450,000 and payment was received in December 2003.

On March 7, 2007, the Supervisory Court entered an order approving a 100% distribution on all allowed claims arising from liabilities assumed from Transco Syndicate #1, Ltd. A distribution was then made on these claims out of assets held in trust by Alpine for liabilities assumed from Transco Syndicate #1, Ltd.

On December 16, 2008, the Supervisory Court entered an order approving a 100% distribution on timely filed claims allowed at level (d) and (g) of the priority schedule. A total of \$3,504,118 was distributed. Following the distribution, there was a surplus of funds remaining in the estates. Pursuant to the requirements of Section 210 of the Illinois Insurance Code (215 ILCS 5/210), the Liquidator prepared for the filing, in January 2009, of a petition for an order establishing a second claim filing deadline.

American Health Care Providers, Inc.

An Order of Conservation was entered against American Health Care Providers, Inc. and its affiliate American Unified Life and Health Company on February 2, 2000, by the Circuit Court of Cook County, Illinois. An Order of Liquidation with a finding of insolvency was entered on May 11, 2000, after a trial on the Director's liquidation complaint. The company was incorporated on October 30, 1982 and certified as a health maintenance organization (HMO) on January 13, 1984. American Health Care Providers was a wholly owned subsidiary of the First American Group of Companies.

The claim filing deadline was November 21, 2001. Early access distributions totaling \$2,720,753 have been made to the Illinois HMO Guaranty Association for administrative expenses and claim benefits.

American Horizon Insurance Company

American Horizon Insurance Company was a wholly owned subsidiary of American Horizon Holdings, Incorporated, a Delaware domiciled insurance holding company. The company commenced operations in June 1999 when American Horizon Holdings, Inc., acquired Arcadia General Insurance Company. The current name was adopted in conjunction with that transaction. The company was licensed in 13 states, concentrating its writing primarily in private passenger automobile coverages. Originally domiciled in Arizona, American Horizon Insurance Company re-domesticated to Illinois on December 21, 2001, and simultaneously merged with American Horizon Property and Casualty Insurance Company, an Illinois domestic affiliate. American Horizon Insurance Company was the surviving entity. The company went into runoff in June 2001 and wrote no new business during 2002.

On July 11, 2002, an Agreed Order of Liquidation with a finding of insolvency was entered against American Horizon Insurance Company. The action was taken following the Department of Insurance's determination that the company was insolvent by more than \$2.5 million and in concurrence with the March 31, 2002, financial statement filed by the company indicating a negative policyholder surplus of \$2.8 million.

The claim filing deadline was July 11, 2003, with a contingent claim date of July 12, 2004. Early access distributions totaling \$2,125,172 have been made to various Guaranty Funds for administrative expenses.

American Mutual Reinsurance Company

American Mutual Reinsurance Company (AMRECO), a domestic mutual insurance company, consented to an Order of Rehabilitation issued by the Circuit Court of Cook County, Illinois, on February 22, 1988. Since its inception in 1941, the company operated exclusively as a professional reinsurance company, providing only reinsurance to other insurance companies. Those insurance companies ceded to AMRECO a portion of the risks they had underwritten and AMRECO, in turn, retrocede a portion of the risks assumed to other insurance and reinsurance companies through the company's reinsurance pool. The company has no direct policyholders.

The court supervising the rehabilitation entered an Order on September 6, 1988, approving an Amended Plan of Rehabilitation (Amended Plan) for AMRECO. The Amended Plan contemplated the payment in cash of a fixed percentage of all outstanding claims presented in the ordinary course of business and the payment of the balance of each such claim with interest bearing surplus drafts. The Amended Plan also provided for progressive periodic increases to the cash portion of the payment formula and a corresponding redemption of the surplus drafts.

Consistent with favorable loss experience during the rehabilitation, the Rehabilitator determined it was in the best interest of all concerned to accelerate the claims and adjudication process and wind up the estate. On December 21, 2001, the Supervisory Court entered an Order approving the Second Amended Plan of Rehabilitation for AMRECO. Key provisions of the Second Amended Plan include, but are not limited to: (1) All claims of cedent creditors shall be valued as of June 30, 2001 (or earlier if a cedent fails to provide information as of that date); (2) March 21, 2002, was the final date by which the Rehabilitator may accept both new proofs of claim, as well as updates to existing proofs of claim; (3) cedent creditors could include as part of their claims reserves their incurred but not reported claims (IBNR), as reflected on their books and records on or before June 30, 2001, provided that they also submit work papers supporting the derivation of claimed amounts of IBNR; and (4) the Rehabilitator shall continue making quarterly distributions from general assets on allowed claims pursuant to the formula for payment (presently, 60% cash and 40% surplus draft), and to issue quarterly billings as was done under the First Amended Plan.

The first payment under the Amended Plan was made February 1989, and the

Rehabilitator has since made 68 consecutive quarterly payments. The final claim payment, made under the Second Amended Plan, was made on November 11, 2005. During the claim payment phase of the rehabilitation proceeding, claims liabilities in the amount of \$513 million were paid as follows: \$246.4 million in cash and offsets, and \$166.6 million with surplus drafts.

In 2006, the Rehabilitator filed a petition seeking leave to distribute substantially all of the estate's assets to surplus draft holders, while retaining a portion for purposes of funding continued collection activities. One surplus draft holder, EMLICO, objected on the grounds that the Rehabilitator's petition excluded \$23,000,000 in surplus drafts it held from participation. In January 2007, the supervisory court held that EMLICO's surplus drafts would not be subordinated in a final distribution of estate assets, and the court entered an Order denying the Rehabilitator's petition.

In May 2007, the Rehabilitator sought approval of procedures for a final distribution to surplus draft holders (approximately a 50% dividend), consistent with the court's January 2007 Order. Four lower priority claimants, holders of guaranty fund certificate notes, objected (this lower class, as a whole, has a \$13,000,000 claim), arguing surplus draft holders would be overpaid and the court should require either a present value discount or the estate remain open until 2041. In late 2007, the court found the Rehabilitator's plan was reasonable and did not constitute an abuse of discretion, and entered an Order overruling the objections. An appeal was filed that is still being briefed.

American Unified Life and Health Company

American Unified Life and Health Company (American Unified) a domestic life, accident and health company, along with its affiliate, American Health Care Providers, Inc. (AHCP), was placed under an Order of Conservation by the Circuit Court of Cook County, Illinois on February 2, 2000. An agreed Order of Liquidation with a finding of insolvency was entered against the company on June 27, 2000. American Unified is owned by the First American Group of Companies.

The company commenced business in 1997 and wrote a companion PPO product exclusively for its affiliate, AHCP, and was licensed in Illinois and Indiana.

The claim filing deadline was December 27, 2001. Early access distributions totaling \$643,863 have been made to the Illinois Life and Health Insurance Guaranty Association for administrative expenses.

Associated Physicians Insurance Company

An Agreed Order of Liquidation with a finding of insolvency was entered against Associated Physicians Insurance Company on August 16, 2001. This P&C company is a wholly owned subsidiary of Associated Physicians Capital, Incorporated.

Classes A through G were paid at 100%, as follows: Class A received \$423,889; Class D received \$321,057; Class E received \$10,000; Class G received \$411,576. The

estate closed on December 9, 2008.

Association of Trial Lawyers Assurance

On October 14, 2004, an Agreed Order of Liquidation with a finding of insolvency was entered against the Association of Trial Lawyers Assurance (ATLA Mutual). This mutual insurance company was a Risk Retention Group qualified under the Federal Liability Risk Retention act of 1986.

A 100% distribution was made to Class C in the amount of \$2,000. There was a 43.3178% distribution at Class D, for \$993,086.90. The estate closed on December 10, 2008.

Automotive Professionals, Inc.

On March 2, 2007, Automotive Professionals, Inc. (API), and its successor in interest, API Creditors Trust were placed under an Order of Conservation by the Circuit Court of Cook County, Illinois. On March 6, 2007, an Agreed Order vacating sequestration of the conservation was approved by the Supervising Court.

On April 4, 2007, the Director filed a Verified Complaint for Rehabilitation against the Defendants.

On April 13, 2007, API filed a Voluntary Petition for Bankruptcy in the United States Bankruptcy Court for the Northern District of Illinois, Eastern Division (Bankruptcy Court), which was opposed by the Director.

On June 12, 2007, the Bankruptcy Court denied the Director's motion to dismiss. The Director's motion for leave to appeal was denied by the District Court. The conservation was dismissed on June 5, 2008.

Back of the Yards Neighborhood Council Risk Management Association (Association)

The Association was organized in 1993, pursuant to the State of Illinois Workers' Compensation Act and Section 305/4a of the Illinois Insurance Code, for the purpose of administering a program of group self-insurance for workers' compensation loss exposures for selected members of the Back of the Yards Neighborhood Council, Inc. The Association was placed in conservation by a court order entered April 21, 1999. An Agreed Order of Rehabilitation was entered on December 20, 1999. On January 22, 2001, the Association was placed in liquidation.

100% dividend distributions were completed at year end 2006 to Classes D, E and G. The total paid to Class D was \$2,584,912.93. The Class E distribution was 53,215.70. The distribution to Class G was \$739,637.19. Following a second proofing and claim review at Class D, a 46.0190% distribution was made in the amount of \$123,908. The estate closed on May 19, 2008.

Centaur Insurance Company

Centaur Insurance Company, an Illinois domestic property and casualty insurance company, consented to an Agreed Order of Rehabilitation issued by the Circuit Court of Cook County, Illinois on September 4, 1987. The Rehabilitator's Second Revised Plan of Rehabilitation was entered and approved by the Supervisory Court on December 8, 2000.

Centaur wrote general liability, as well as general P&C lines of business on a primary or excess basis. In addition, Centaur wrote assumed reinsurance. Centaur was licensed in D.C. and all states except AZ, CT, HI, KS, NH, SD, VT and WY, in which it wrote on a surplus line or non-admitted basis.

The Rehabilitator has paid \$118,376 in direct claims and related loss adjustment expenses since the inception of the receivership proceedings.

On August 16, 1999, the Supervisory Court approved a plan for the Rehabilitator to pursue policy buy-backs with insureds. The plan has been completed; an agreement was reached with 20 insureds for total settlements of \$12,076,099. This resulted in a reduction in case reserves to Centaur of \$20,102,432.

The Rehabilitator has engaged in negotiations with Centaur's reinsurers and reinsureds, both domestic and international, resulting in numerous commutations which were approved by the Supervisory Court.

On November 13, 2006, the Supervisory Court entered an Order approving a 100% first dividend on all claims allowed and approved by the Supervisory Court for distribution at statutory priority level pursuant to 215 ILCS 5/205(1)(e). The Supervisory Court further authorized the Rehabilitator to make distributions of estate assets necessary to effectuate the first dividend on allowed and court approved claims. The Supervisory

Court's approved dividend and distribution of estate assets applies to claims which have, to date, been allowed and approved in the rehabilitation proceedings as well as to claims which may in the future be allowed and approved at statutory levels pursuant to 215 ILCS 5/205(1)(d) and 215 ILCS 5/205(1)(e).

Coronet Insurance Company

On December 10, 1996, an Order of Conservation was entered against Coronet Insurance Company (Coronet), as well as two of its subsidiaries, Crown Casualty Company and National Assurance Indemnity Company. On December 24, 1996, Coronet was declared insolvent and an Agreed Order of Liquidation with a finding of insolvency was entered. Coronet, an Illinois domestic property and casualty company, is a wholly owned subsidiary of Normandy Holding Company and commenced business in 1963.

The company's principle business consists of non-standard private passenger automobile coverages, both liability and physical damage, as well as a small amount of homeowners and other coverages on a direct and assumed basis. Although licensed in 11 states, the company primarily wrote in IL, AZ, NV, TN and OH.

The claim filing deadline was December 24, 1997, with a contingent claim date of December 24, 1998. Early access distributions of \$6,695,005 have been made to various guaranty funds for administrative expenses.

On December 8, 1998, the Liquidator filed a federal RICO complaint in the U.S.D.C. Northern District of Illinois, against certain former officers and directors of Coronet. After years of litigation, settlement agreements were reached with all defendants, and the case was dismissed.

A complaint was filed against the former auditors of the company for negligence and breach of contract. Both parties filed appeals in this matter. The Liquidator received a favorable appellate decision. A motion for rehearing is pending.

Crown Casualty Company

Crown Casualty Company (Crown), an Illinois domestic P&C company, and a member of the Coronet Insurance Group, was ordered into conservation on December 10, 1996. On January 31, 1997, an Order of Liquidation with a finding of insolvency was entered. This was not an agreed order, but rather a non-contested default. Crown is a wholly owned subsidiary of National Assurance Indemnity Company (National Assurance), which in turn is owned by Coronet Insurance Company. The company commenced business in 1990. National Assurance and Coronet were also placed in conservation on December 10, 1996, and NAIC's liquidation date was January 3, 1997.

Licensed only in Illinois, this company primarily assumed business from its ultimate parent, Coronet. It also wrote a small amount of automobile coverages on a direct basis.

The claim filing deadline was February 2, 1998, with a contingent claim filing date of February 2, 1999. Early access distributions of \$556,242 have been made to the Illinois Insurance Guaranty Fund for administrative expenses.

On December 8, 1998, the Liquidator filed a federal RICO complaint in the U.S.D.C. Northern District of Illinois, against certain former officers and directors of Coronet. After years of litigation settlement agreements were reached with all defendants and the case was dismissed.

A complaint was filed against the former auditors of the company for negligence and breach of contract. Both parties filed appeals in this matter. The Liquidator received a favorable appellate decision. A motion for rehearing is pending.

Delta Casualty Company

Delta Casualty began business in 1967 and was licensed in Illinois, Florida and Iowa. The company primarily wrote commercial automobile liability, physical damage and workers' compensation coverages for cab companies in the Chicago metropolitan area, as well as nonstandard private passenger automobile business in the state of Florida. The company discontinued all of its commercial cab business in December 2000 and its nonstandard Florida automobile business in March 2001.

On December 4, 2001, an Order of Liquidation with a finding of insolvency was entered against Delta Casualty Company. Delta Casualty Company was a privately held, domestic property and casualty company. The claim filing deadline was December 4, 2002, with a contingent claim date of December 4, 2003. Early access distributions totaling \$2,920,298 have been made to various guaranty funds for administrative expenses and claim benefits.

On February 20, 2008, the Supervising Court entered an Order approving the Liquidator's application for the payment of a 100% dividend on all timely-filed claims allowed at priority levels (a)-(g) of the distribution schedule. A total of \$480,173 was distributed. Following payment of the dividend, there was a surplus, and the Liquidator filed a petition pursuant to Section 210 of the Illinois Insurance Code (215 ILCS 5/210) for purposes of requesting the setting of a second bar date for the filing of proofs of claim. On March 20, 2008, the Supervising Court entered an Order establishing a new claim filing deadline of December 22, 2008.

Employer's Consortium V, Inc. (ECI)

In late 2005, ECI was purchased by Professional Employer Holdings, L.L.C., a Delaware limited liability corporation (PEH). Although ECI was licensed in Illinois as a professional employer organization (PEO), it was never licensed for purposes of transacting the business of insurance. Pursuant to its statutory obligations as a PEO, ECI provided its client companies with workers' compensation coverage. Subsequent to its purchase by PEH, ECI commenced issuing certificates of insurance for workers' compensation coverage under a policy of workers' compensation insurance issued by

the Reinsurance Company of America (RCA) to another PEO owned by PEH, The Administrative Employers Group, Inc. (AEG) in 2004. The RCA policy issued to AEG, under which ECI was issuing its certificates of insurance, had been cancelled effective August 19, 2005, prior to purchase of ECI by PEH. Because ECI's issuance of the certificates of insurance constitutes the unauthorized transaction of the business of insurance, guaranty fund coverage is not available.

On April 21, 2008, an Order of Liquidation with a finding of insolvency was entered against ECI. The liquidation proceeding follows the commencement of a conservation proceeding on August 27, 2007. These actions were taken following the Division's determination that the company was transacting the unauthorized business of insurance and was insolvent.

Subsequent to ECI being placed into liquidation, in July 2008 a former officer and director (against whom a petition for rule to show cause was pending) filed a Chapter 7 bankruptcy petition on behalf of ECI. This was dismissed on the motion of the US Trustee on the ground that the petition has not been signed by an attorney. In November, on the same date as a hearing before the liquidation court on the rule to show cause, the officer and director caused a second Chapter 7 bankruptcy petition to be filed on behalf of ECI. The US Trustee learned that the attorney's signature on the second filing had been forged. As of the end of the year, the US Trustee was preparing to file a motion to dismiss the petition on the ground that it was not properly signed by an attorney.

Subject to the possibility of future litigation recoverables, ECI is a no asset estate. Prior to filing a motion to close the liquidation estate, the Rehabilitator obtained the services of an outside counsel, Clausen Miller, to undertake a due diligence review of possible causes of action. A potential cause of action was identified arising from fraudulent transfers effectuated during the course of the 2006 calendar year by ECI's ultimately controlling person (against whom federal indictment was issued in New Jersey for the same activity). A decision was made to retain Clausen Miller on a contingent fee basis, there being no assets in the estate with which to pay the firm on a current basis. Prior to the Liquidator being able to obtain the necessary court approval of the proposed fee agreement, the second bankruptcy petition was filed, one effect of which was to stay the liquidation of ECI. Both approval of the proposed fee arrangement and the filing of the complaint were pending at the end of the year.

Gallant Insurance Company

On February 25, 2002, an Order of Conservation was entered against Gallant Insurance Company (Gallant) following the Division's determination that Gallant was insolvent by more than \$21 million.

An Order of Liquidation was entered by the Circuit Court of Cook County, Illinois, against Gallant on August 9, 2002, subject to a 14 day stay until August 23, 2002. The Order of Liquidation was entered on the Director's motion for Judgment on the Pleadings, which was granted by the Circuit Court on August 7, 2002, based upon a duly authorized Consent to Liquidation executed by Gallant's board of directors, which the owner subsequently refused to honor. On August 14, 2002, Gallant filed a Notice of Appeal of the Order of Liquidation.

An Agreed Order was entered by the Circuit Court of Cook County, Illinois on March 13, 2003, which contains a finding of insolvency and waives all rights to appeal, and further requires Gallant to dismiss with prejudice its pending appeal of the Court's Order of Liquidation issued on August 9, 2002. The Appeal was dismissed on March 27, 2003 and as of that date the Liquidation Order and finding of insolvency became final.

The Division has previously approved an arrangement for Affirmative Insurance Company (Affirmative) to assume or reinsure all in-force business of Gallant effective January 1, 2002. As such, Affirmative is responsible for policy claims which occurred on or after that date. Affirmative is an Illinois domestic carrier and member of the Vesta Insurance Group of Birmingham, AL, and is licensed in 25 states including Illinois and Indiana.

Gallant is a wholly owned subsidiary of JP Holding Incorporated and a member of the Warrior Insurance Group of Bedford Park, Illinois. Gallant was originally incorporated in November 1977 as the Allied American Insurance Company. The current name was adopted in July 1995.

The company was licensed in the state of Illinois and Indiana, and primarily wrote non-standard passenger automobile liability and physical damage coverage.

The claim filing deadline was February 23, 2004. The deadline for liquidating timely filed contingent claims was August 23, 2004. Early access distributions totaling \$11,206,564 have been made to various guaranty funds for administrative expenses and claim benefits.

On July 25, 2006, the supervisory court entered an order approving the Liquidator's recommendation of a 100% dividend distribution to priority level (b) secured creditors.

Illinois Electrical Employers Workers' Compensation Association, Inc. (Association)

The Association was organized in 1995, pursuant to Section 305/4a of the State of Illinois Workers' Compensation Act and 215 ILCS 5/4 of the Illinois Insurance Code for the purpose of administering a program of group self-insurance for workers' compensation loss exposures for selected members of the Professional Electrical Contractors Association of Chicago. The Association was placed in rehabilitation by an agreed court order entered on December 20, 1999. On November 3, 2000, an Agreed Order of Liquidation with a finding of insolvency was entered against the company.

A partial Class D policyholder level distribution of 43.5678% was made in 2005, totaling \$205,000. A second partial distribution was made in February 2007. This was a 12.7515% distribution in the amount of \$59,999.74. Following a second proofing and claim review at Class D, a 73.267% distribution was made in the amount of \$344,743.74. The estate closed on June 30, 2008.

Illinois Environmental Service Workers' Compensation Trust (Trust)

The Trust was organized in 1991, pursuant to Section 305/4a of the State of Illinois Workers' Compensation Act and 215 ILCS 5/4 of the Illinois Insurance Code, for the purpose of administering a program of group self-insurance for workers' compensation loss exposures for selected members of the Illinois Association of Environmental Service Companies. The Trust was placed in conservation by a court order entered on July 31, 2000. On March 22, 2001, an Order of Liquidation was entered.

One hundred percent of the distributions were completed by November 8, 2006 to Classes D, E and G. The total paid to Class D was \$1,352,665. The Class E distribution was \$149,495 and the distribution to Class G was \$181,791. Following a second proofing and claim review, another 100% distribution was made on December 19, 2007 to Classes D, E and G. The total paid to Class D was \$231,732. The Class E distribution was \$23,885 and distribution to Class G was \$750. In addition, assessment refunds totaling \$90,173 were made on April 29, 2008. The estate closed on April 23, 2008.

Illinois Healthcare Insurance Company

This life, accident and health company was placed under an Agreed Order of Liquidation with a finding of insolvency on June 30, 2000.

One hundred percent distribution totaling \$3,197 was made to Class C in March 2007. At closing a 100% distribution was made to Class D, in the amount of \$1,158,379.35. A 63.4977% pro rata distribution was made in the amount of \$219,672.47 to Class G. The estate closed on December 17, 2008.

JRSO, Inc.

An Order of Conservation was obtained against JRSO, Inc. on August 27, 2007. On this same date, affiliated entities Administrative Employer Group, Inc., Employer's Consortium V, Inc. and Michael A. Ward were also placed in conservation. The company was released from conservation on February 15, 2008.

Legion Indemnity Company

On April 3, 2002, an Order of Conservation was entered against Legion Indemnity Company (Legion Indemnity). On April 9, 2003, upon the Director's Verified Complaint for Liquidation, the Circuit Court of Cook County entered an Order of Liquidation with a finding of insolvency against Legion Indemnity.

The Illinois Property and Casualty Guaranty Fund, as well as the New Jersey Surplus Lines Guaranty Association were triggered for covered claims of residents of their respective states only. In addition, the Illinois Life and Health Guaranty Association was triggered for covered accident and health claims of Illinois residents, as well as certain other states.

Legion Indemnity is licensed only in the state of Illinois; however, it operated on a surplus lines or non-admitted basis in the District of Columbia, U.S. Virgin Islands and 49 other jurisdictions. On December 31, 2001, the company reported direct written premium of \$89,307,000, and assumed reinsurance premium of \$11,500,000.

Legion Indemnity was originally incorporated in January 1987 as the Wacker-Randolph Insurance Company. The name was changed to Dearborn Insurance Company in March 1987 and changed to its current name in May 1996. Legion Indemnity is a wholly owned subsidiary of Legion Financial Corporation, which is in turn owned by Mutual Group Ltd. of Delaware. The ultimate holding company for all of the insurance operations is Mutual Risk Management, Ltd., a Bermuda corporation.

The claim filing deadline was October 11, 2004 and the deadline for liquidation of timely-filed contingent claims was April 10, 2006. Early access distributions totaling \$10,949,290 have been made to various guaranty funds for administrative expenses and claim benefits.

Michael A. Ward

This individual was placed in Conservation on August 27, 2007 along with three of the companies of which he was a principal, Administrative Employer Group, Inc., Employer's Consortium V, Inc. and JRSO, Inc.

Municipal Insurance Company of America (MICA)

MICA, an Illinois domestic LAH insurance company was placed under an Agreed Order of Liquidation with a finding of insolvency on October 24, 2007, by order of the Circuit Court of Cook County.

MICA was located in Arlington Heights, IL. It was licensed to do business in Illinois and Indiana. However, substantially all of its existing business was in Illinois. MICA wrote primarily small group life, accident and health insurance.

A claim filing deadline of October 24, 2008 was established by the liquidation court. Early access distributions of \$6,500,000 have been made to the Illinois and Indiana Guaranty Funds for administrative expenses and claims benefits.

National Assurance Indemnity Company

National Assurance Indemnity Company (National Assurance), an Illinois domestic P&C company, and a member of the Coronet Insurance Group, was ordered into conservation on December 10, 1996. National Assurance, which commenced business in 1998, is a wholly owned subsidiary of Coronet Insurance Company, which was placed in liquidation on December 24, 1996. National Assurance's subsidiary, Crown Casualty, was also placed in conservation on December 10, 1996. On January 3, 1997 and January 31, 1997, respectively, National Assurance and Crown Casualty were placed in liquidation. The liquidation orders were not agreed, but rather non-contested defaults.

Licensed only in Illinois, the company primarily assumed business from its parent, Coronet, and also wrote a small amount of private passenger automobile business.

The claim filing deadline was January 5, 1998, with a contingent claim date of January 5, 1999. Early access distributions of \$680,714 have been made to the Illinois Guaranty Fund for administrative expenses and claim benefits.

After years of litigation, settlement agreements were reached with all defendants and the case was dismissed.

A complaint was filed against former auditors of the company. Both parties have filed appeals in this matter. A date for oral argument will be set by the Appellate Court.

On August 21, 2007, the Supervisory Court entered an Order approving a 100% dividend on claims recommended for allowance and approved by orders of the court for distribution at statutory priority levels (d) thru (g); and further authorized the Liquidator to make a distribution of National Assurance Indemnity Company's estate assets necessary to effectuate the dividend on allowed and court approved claims.

After payment of these claims, a surplus of estate assets remained. Therefore, by an Order dated October 9, 2007, the court established a new claim filing deadline of

February 1, 2008 to afford claimants who might still have claims not previously filed with the Liquidator, or who filed a proof of claim after the original claim filing deadline (late claims), an opportunity to share in subsequent distribution of National Assurance's surplus assets. In December, 2008 a 100% supplemental distribution in the amount of \$20,337 was made.

Oak Casualty Insurance Company

On November 19, 2002, an Agreed Order of Liquidation with a finding of insolvency was entered against Oak Casualty Insurance Company (Oak Casualty). This action was taken following the Department of Insurance's determination that the company was insolvent by more than \$2.5 million.

Oak Casualty began business in June 1988 as a Florida domiciled insurance company. Prior to 1997, the company was 60% owned by Industrial Casualty Insurance Company, (Industrial Casualty) an Illinois Life and Accident and Health Mutual Legal Reserve Company. In 1997, Industrial Casualty was demutualized and converted to a property and casualty company. Simultaneously, Oak Casualty was re-domesticated to Illinois and merged with Industrial Casualty, with Oak Casualty continuing as the surviving entity. Oak Casualty is a wholly owned subsidiary of Preferred Casualty Holdings, Inc., a privately held Illinois holding company.

Licensed in the states of Illinois, Indiana, Florida and West Virginia, the company wrote primarily private passenger non-standard automobile liability, and physical damage policies, as well as individual accident and health hospital/medical disability coverage. The company was in runoff and wrote no new business after August 2002.

The claim filing deadline was November 19, 2003, with a contingent claim date of November 19, 2004. Early Access distributions totaling \$5,991,556 have been made to various guaranty funds for administrative expenses and claim benefits.

Pine Top Insurance Company

Pine Top Insurance Company (Pine Top) commenced business in 1973. Its sole stockholder was Greyhound Corporation (Dial Corp). Pine Top was licensed in three states (IL, AZ and MT). It also operated on an excess and surplus lines or non-admitted basis in 43 additional jurisdictions. Pine Top primarily wrote general liability, umbrella and excess liability, primary and excess fire, as well as a significant amount of assumed reinsurance and facultative coverages.

Pine Top was placed in conservation by a court order entered on June 18, 1986. On June 23, 1986, Pine Top was placed in rehabilitation. Following unsuccessful efforts to rehabilitate the company, the Circuit Court of Cook County, Illinois, issued a final Agreed Order of Liquidation with a finding of insolvency on January 16, 1987.

The final date for filing proofs of claim with the Liquidator was January 17, 1989. The contingent claim liquidation date was extended to January 17, 1992. Early access

distributions in the amount of \$3,246,229 have been made to various guaranty funds for administrative expenses and claim benefits.

On October 19, 1993, the Supervisory Court entered an order approving procedures for the final valuation of cedent creditor claims. Final update forms were mailed to all cedents.

Beginning in 1996, a 50% partial policyholder distribution of approximately \$13 million was made. A second 50% distribution in the amount of \$13,415,677.55 was made on December 30, 1999. On June 30, 2003 a 100% Class E distribution was made in the amount of \$18,910,705.33 and another \$4,900,000 was paid in 2005. Pursuant to an Order entered by the Supervisory Court in May of 2003, all timely filed policyholder claims allowed at level (e) of the priority schedule have been paid in full. Evaluations are still pending for claims at level (g).

Security Insurance Company, Ltd.

On July 22, 2005, Security Insurance Company, Ltd. (Security Ltd.) was placed under an Order of Conservation. On July 26, 2005, an Agreed Order vacating sequestration of the Conservation Order was approved by the Supervisory Court.

On August 9, 2005, Security Ltd. was placed into rehabilitation under an Agreed Order of Rehabilitation entered by the Circuit Court of Cook County, Illinois.

A 90.9578% distribution was made in the amount of \$1,157,259.02. The estate was closed on March 17, 2008.

Statewide Insurance Company

On January 6, 2004, an Agreed Order of Liquidation with a finding of insolvency, was entered against Statewide Insurance Company (Statewide) in the Circuit Court of Cook County, Illinois. Statewide's board of directors consented to the order, which was entered based on the Director's complaint that Statewide's policyholder surplus was impaired in an amount in excess of \$21 million.

Located in Waukegan, Illinois, Statewide, a wholly-owned subsidiary of Statewide Holding Corporation, was incorporated in 1979. Statewide was licensed in 26 states and wrote commercial multiple peril, commercial auto, general liability, umbrella coverage, workers' compensation, inland marine and fidelity and surety bond business. The policies were primarily marketed to small general contractors and artisans in the Midwest and Western states.

The claim filing deadline was January 6, 2005. The deadline for liquidating timely-filed contingent claims was January 6, 2006. Early access distributions totaling \$14,474,551 have been made to various guaranty funds for administration expenses and claim benefits.

United Capitol Insurance Company

On September 12, 2001, United Capitol Insurance Company (United Capital), an Illinois domestic property and casualty company, was placed under an Order of Conservation. An Order of Liquidation with a finding of insolvency was entered on November 14, 2001.

United Capitol is a wholly owned subsidiary of United Capitol Holding Company, Inc., a Delaware insurance holding company, which is in turn wholly owned by Frontier Insurance Company of Rock Hill, New York. Frontier was placed into rehabilitation by the New York Department of Insurance on August 27, 2001. Both companies are members of the Frontier Insurance Group.

United Capitol was originally incorporated in February 1981 as the Great Southwest Surplus Lines Insurance Company. The current name was adopted in June 1986, and the company was acquired by the Frontier Insurance Group through its subsidiary Frontier Insurance Company in May 1996.

The company is licensed in three states (AZ, IL and WI), and operated on a surplus line or a non-admitted basis in D.C., Puerto Rico, the U.S. Virgin Islands and all other states.

The claim filing deadline was November 14, 2002, with a contingent claim date of November 14, 2003. Early access distributions totaling \$3,909,804 have been made to the various guaranty funds for administrative expenses and claim benefits.

A complaint against the former directors and officers of the company alleging breach of fiduciary duty and reckless mismanagement was settled for \$6,250,000.

Valor Insurance Company

On February 25, 2002, an Order of Conservation was entered against Valor Insurance Company (Valor) following the Department of Insurance's determination that Valor was insolvent by more than \$15 million.

An Order of Liquidation was entered by the Circuit Court of Cook County, Illinois, against Valor on August 9, 2002, subject to a 14 day stay until August 23, 2002. The Order of Liquidation was entered on the Director's motion for Judgment on the Pleadings, which was granted by the Circuit Court on August 7, 2002 based upon a duly authorized Consent to Liquidation executed by Valor's board of directors which the owner subsequently refused to honor. On August 14, 2002, Valor filed a Notice of Appeal of the Order of Liquidation.

An Agreed Order, which contains a finding of insolvency and waives all rights to appeal, was entered by the Circuit Court of Cook County, Illinois on March 13, 2002, and further requires Valor to dismiss with prejudice its pending appeal of the Court's Order of Liquidation issued August 9, 2002. The Appeal was dismissed on March 27, 2003 and as of that date, the Liquidation Order and finding of insolvency became final.

The Division had previously approved an arrangement for Affirmative Insurance Company to assume or reinsure all in-force business of Valor effective January 1, 2002. As such, Affirmative is responsible for policy claims which occurred on or after that date. Affirmative is an Illinois domestic carrier and member of the Vesta Insurance Group of Birmingham, AL, and is licensed in 25 states including Illinois and Indiana.

Valor is a wholly owned subsidiary of Gallant Insurance Company, both of which are in liquidation, which in turn is wholly owned by J and P Holdings Incorporated, and a member of the Warrior Insurance Group of Bedford Park, Illinois. Valor was originally incorporated in December 1989 as the Unicorn Insurance Company. Its name was changed in 1992 to Hallberg Direct Insurance Company and to Valor in July 1995.

The company is licensed in the states of Illinois and Indiana, and primarily wrote non-standard passenger automobile liability and physical damage coverages.

The claim filing deadline was February 23, 2004. The deadline for liquidating timely-filed contingent claims was August 23, 2004. Early access distributions totaling \$18,075,189 have been made to the Guaranty Fund for administrative expenses and claim benefits.

Cash and Invested Assets

The following summary of cash and invested assets represents cash and invested assets of companies in receivership during the calendar year ending December 31, 2008. These tabular listings are presented in accordance with the methods of accounting employed by the OSD and are not in accordance with Generally Accepted Accounting Principals (GAAP). Special reports, audited in accordance with Generally Accepted Audited Standards (GAAS), are issued separately annually, as provided by Article XIII of the Illinois Insurance Code (215 ILCS 5/187 *et seq.*).

**OFFICE OF THE SPECIAL DEPUTY RECEIVER
STATEMENT OF CHANGES OF CASH AND INVESTED ASSETS
DECEMBER 31, 2007 THROUGH DECEMBER 31, 2008**

<u>Company Name</u>	<u>Cash & Invested Assets @ 12/31/07</u>	<u>Receipts</u>	<u>Disbursements</u>	<u>Cash & Invested Assets @ 12/31/08</u>
Administrative Employer Group, Inc.	\$1,469,702	\$16,573	\$265,025	1,221,250
Alliance General Insurance Company	22,359,138	863,627	17,147,468	6,075,297
Alpine Insurance Company	7,241,010	5,285,259	10,013,523	2,512,746
American Health Care Provider, Inc.	8,030,150	282,990	1,428,584	6,884,556
American Horizon Insurance Company	1,842,031	191,513	571,716	1,461,828
American Mutual Reinsurance Company	84,901,005	4,692,890	2,836,505	86,757,390
American Unified Life & Health Company	1,076,512	45,308	260,578	861,242
Centaur Insurance Company	83,160,204	6,922,508	19,932,308	70,150,404
Coronet Insurance Company	2,969,196	98,992	1,131,696	1,936,492
Crown Casualty Company	773,788	25,031	315,872	482,947
Delta Casualty Company	3,326,903	123,803	913,080	2,537,626
Gallant Insurance Company	6,344,511	512,978	834,939	6,022,550
Legion Indemnity Company	58,619,437	5,652,495	6,466,778	57,805,154
Municipal Insurance Company of America	10,105,519	318,381	8,667,910	1,755,990
National Assurance Indemnity Company	3,638,743	150,338	191,242	3,597,839
Oak Casualty Insurance Company	5,705,469	663,071	831,364	5,537,176
Pine Top Insurance Company	45,820,304	2,011,566	1,071,568	46,760,302
Statewide Insurance Company	17,488,766	2,319,478	5,349,499	14,458,745

United Capitol Insurance Company	31,397,632	2,467,685	2,816,778	31,048,539
Valor Insurance Company	<u>5,066,664</u>	<u>225,241</u>	<u>727,533</u>	<u>4,564,372</u>
Total	<u>\$393,019,428</u>	<u>33,847,840</u>	<u>82,116,567</u>	<u>352,432,445</u>

Surplus Lines Companies

The Surplus Line Association of Illinois receives, countersigns and records all surplus line insurance contracts which are procured by its member surplus line producers. The following is a list of the unauthorized insurers and domestic surplus lines insurers from who licensed surplus line producers procure insurance. The total amount of premium for each company for calendar year 2008 is listed below.

<u>Insurer</u>	<u>Premium</u>
ABA Seguros	-46
Acceptance Indemnity Insurance Co	739,909
ACE European Group Ltd	1,555,609
ACE Insurance Co Ltd	813,033
ACE Seguros SA	24,405
Admiral Insurance Co	9,876,950
Adriatic Insurance Co	7,035
AIG Excess Liability Insurance Co Ltd	10,384,923
AIG Mexico Seguros Interamericana SA de CV	57,261
AIX Specialty Insurance Co	566,185
Alea London Ltd	37,836
Allianz Global Corporate & Specialty AG	27,418
Allied World Assurance Co (US) Inc	4,978,543
Allied World Assurance Co Ltd	375,410
American Empire Surplus Lines Insurance Co	3,123,224
American International Specialty Lines Insurance Co	33,623,132
American Liberty Insurance Co	-37,941
American Safety Indemnity Co	3,958,806
American Safety Insurance Co	345,442
American Safety Risk Retention Group Inc	145,173
American Summit Insurance Co	7,904
American Western Home Insurance Co	972,793
ANA Compania De Seguros	5,011
Ancon Insurance Co UK Ltd	60,000
Anglo American Insurance Co Ltd	6,663
Arch Excess & Surplus Insurance Co	245,201
Arch Insurance Company (Europe) Limited	107,060
Arch Specialty Insurance Co	18,802,728

Ariel Reinsurance Company LTD	3,215
Arrowood Surplus Lines Insurance Co	6,280
Aspen Insurance UK Ltd	2,009,731
Aspen Specialty Insurance Co	963,422
Associated Electric & Gas Insurance Services Ltd (AEGIS)	11,135,570
Atlantic Casualty Insurance Co	1,346,603
Aviva International Insurance Ltd	765
AXA Corporate Solutions Assurance	373,704
Axa Global Risks (UK) Ltd	0
Axis Specialty Europe LTD	2,129,181
AXIS Specialty Insurance Co	17,372,612
Axis Specialty Ltd	80,684
Berkley Regional Specialty Insurance Co	257,291
Berkshire Hathaway International Insurance Limited	701,885
Burlington Insurance Company	6,478,969
California Insurance Co	19,260
Canal Indemnity Co	5,690
Capitol Specialty Insurance Corp	1,718,669
Catlin Insurance Co Ltd	648,877
Catlin Insurance Company (UK) Ltd	878,265
Catlin Specialty Insurance Co	2,158,102
Century Surety Co	3,152,855
Chubb Atlantic Indemnity Ltd	149,772
Chubb Custom Insurance Co	14,700,924
Chubb Insurance Co of Europe SA	80,000
Cincinnati Specialty Underwriters Co	2,530,333
Clarendon America Insurance Co	511,713
Colony Insurance Co	16,707,120
Columbia Casualty Company	20,804,003
Commonwealth Insurance Co	1,570,221
Continental American Insurance Co	107,872
Crum & Forster Specialty Insurance Co	2,892,946
Dakota Fire Insurance Co	368,521
Darwin Select Insurance Co	13,064,850
Discover Specialty Insurance Company	2,297
Dominion Insurance Co Ltd	4,499
Empire Indemnity Insurance Co	543,264
Empyrean Re LTD	350,000
Endurance American Specialty Insurance Co	9,149,722

Endurance Specialty Insurance Ltd	411,348
Energy Insurance Mutual Ltd	2,922,594
Essex Insurance Co	29,216,215
Everest Indemnity Insurance Co	4,054,437
Everest Reinsurance (Bermuda) Ltd	7,600
Executive Risk Specialty Insurance Co	1,403,765
Exporters Insurance Co Ltd	120,000
Fireman's Fund Insurance Co of Ohio	19,100,998
First Mercury Insurance Company	5,159,400
First Specialty Insurance Corporation	5,846,410
First State Insurance Co	161,746
Gemini Insurance Co	2,011,569
General Security Indemnity Co of Arizona	1,948,343
General Star Indemnity Co	3,564,029
Genesis Indemnity Insurance Co	140,783
Genworth Seguros Mexico SA de CV	7,590
GeoVera Specialty Insurance Co	83,845
Gerling-Konzern Allgemeine Versicherungs- Aktiengesellschaft	34,313
Glencoe Insurance Ltd	41
Global Indemnity Assurance Co	1,429,780
Global Insurance Co	2,229
GNV Custom Insurance Company	357,082
Gotham Insurance Co	1,320,171
Great American E&S Insurance Co	4,111,020
Great American Fidelity Insurance Co	125,014
Great Lakes Reinsurance UK pic	7,182,146
Grupo Nacional Provincial SA	204,392
Gulf Underwriters Insurance Co	52,841
Hannover Ruckversicherungs-Aktiengesellschaft	192
Hermitage Insurance Co	247,257
Homeland Insurance Co of NY	5,984,932
Houston Casualty Co	10,806,433
Hudson Specialty Insurance Co	14,953,251
ICI Mutual Insurance Co	0
Illinois Union Insurance Co	12,579,528
Indian Harbor Insurance Co	21,047,271
Infrassure Ltd	171,728
Ingalls Casualty Insurance Ltd	1,286,380
Integon Specialty Insurance Co	4,581,953

International Insurance Co of Hannover Ltd	927,980
Ironshore Insurance Ltd	522,159
Ironshore Specialty Insurance Co	1,202,392
James River Insurance Co	6,139,843
Lancashire Insurance Co (UK) Ltd	979,559
Landmark American Insurance Co	13,173,455
Landmark Insurance Co	269,503
Lantana Insurance LTD	255,665
Lexington Insurance Co	298,839,836
Lexon Insurance Company	91,876
Liberty International Insurance Co Ltd	559,107
Liberty Mutual Insurance Europe Ltd	1,676,316
Liberty Surplus Insurance Corp	5,141,789
London & Edinburgh Insurance Co Ltd	659,518
Mapfre Tepeyac SA	364,665
The Marine Insurance Co Ltd	48,471
Markel International Insurance Co Ltd	1,019,476
Max Re Europe Ltd	905,000
Max Specialty Insurance Co	987,631
Maxum Casualty Insurance Company	30,921
Maxum Indemnity Co	3,176,282
Mitsui Sumitomo Ins Co (Europe) Ltd	34,739
Montpelier Reinsurance Ltd	105,259
Montpelier US Insurance Co	378,194
Mount Vernon Fire Insurance Co	4,318,068
Mt Hawley Insurance Company	8,076,927
Munchener Ruckversicherungs Gesellschaft	35,696
NAMIC Insurance Co Inc	932,744
National Fire & Marine Insurance Co	19,486,259
National Guaranty Insurance Company of Vermont	551,713
Nautilus Insurance Co	16,898,306
Navigators Specialty Insurance Company	4,090,901
Navillus Insurance Co LTD	16,931
Naxos Insurance Co	3,033
NCH Casualty Insurance SPC Ltd	1,617,883
Noetic Specialty Insurance Co	673,216
North American Capacity Insurance Co	1,932,530
Northfield Insurance Co	3,438,747
Nutmeg Insurance Co	4,592,687
The Ohio Casualty Insurance Company	0

Omega US Insurance Inc	3,166,875
ORG Re (UK) Limited	5,700
Pacific Insurance Co Ltd	2,700,606
Pacific National Insurance Co	137,453
Paris Re SA	55,185
Penn-Star Insurance Co	4,016,206
Philadelphia Insurance Co	425,518
Praetorian Specialty Insurance Co	6,494,099
Prime Insurance Co	102,375
Princeton Excess and Surplus Lines Insurance Co	7,240,845
Professional Underwriters Liability Insurance Co	137,394
Qatar General Insurance & Reinsurance Co (SAQ)	15,633
QBE Insurance (Europe) Ltd	225,877
QBE Specialty Insurance Co	5,417,821
Qualitas Compania de Seguros SA de CV	21,645
Quanta Specialty Lines Insurance Co	-134,398
Red Mountain Casualty Insurance Co	415,819
Republic -Vanguard Insurance Co	12,125
Rockhill Insurance Co	926,693
Royal & Sun Alliance Insurance pic	21,578
Saint Paul Reinsurance Co Ltd	-38,902
Saint Paul Surplus Lines Insurance Co	3,659,268
Scottish Lion Insurance Co Ltd	0
Scottsdale Insurance Co	25,877,042
Seguros Comercial America SA de CV	6,015
Seneca Specialty Insurance Co	601,565
Sirius International Insurance Corp	13,244
St Paul Travelers Casualty and Surety Company of Europe Limited	692,311
Steadfast Insurance Co	53,993,157
Swiss Re International SE	14,410,786
Swiss Re Specialty Insurance (UK) Ltd	254,800
Swiss Reinsurance Company	782,040
Through Transport Mutual Insurance Assn Ltd	89,128
Tokio Marine & Nichido Fire Ins Co Ltd	37,296
Tokio Marine Europe Insurance Limited	42,508
Topa Insurance Co	21,424
Travelers Excess & Surplus Lines Co	3,788,350
Tudor Insurance Co	1,823,365
Underwriters at Lloyd's London	103,492,327

Unianamerica Insurance Co Ltd	19,100
United National Casualty Insurance Co	154,573
United National Insurance Co	4,009,619
United Specialty Insurance Co	356,396
US Underwriters Insurance Co	113,476
USF Insurance Co	696,638
Voyager Indemnity Insurance Co	28,887
Westchester Surplus Lines Ins Co	17,180,590
Western Heritage Insurance Co	1,096,744
Western Underwriters Insurance Company	25,565
Western World Insurance Co Inc	2,989,659
Wilshire Insurance Co	49,388
Winterthur Swiss Insurance Co	23,625
Wuerttembergische Versicherung AG	48,765
XL Europe Ltd	25,000
XL Insurance (Bermuda) Ltd	251,125
XL Insurance Co Ltd	902,716
XL Select Insurance Co	339,481
ZC Specialty Insurance Co	96,875
Zurich Compania De Seguros SA	1,415
Zurich Specialties (London) Ltd	<u>74,097</u>
Total 2008 Illinois Surplus Lines Premium	\$1,062,017,764

Ineligible Companies

Pursuant to Section 445 (g) of the Illinois Insurance Code, (Chapter 73, Paragraph 1024) the following companies are not to be used:

<u>NAME OF COMPANY</u>	<u>BULLETIN #</u>	<u>INELIGIBLE DATE</u>
Alpine Assurance Limited	9	03/16/92
American Marine and General Ins. Co., Ltd.	26	08/02/88
American National Surety Insurance Company	109	09/09/93
American Trust Insurance Company, Ltd.	22	03/01/88
Removed from list:	22	10/31/88
Became Ineligible again:	45	01/08/90
Anatole Insurance Company, Ltd.	33	06/02/89
Anglo-American Insurance Company (Louisiana)	15	02/18/87
APEX Placement Insurance Company, Ltd.	62	04/29/91
Atlantic & Pacific International Assurance Co., Inc.	96	05/27/92
Atlas Indemnity and Insurance Company, Ltd.	82	12/03/91
Avalon Insurance Company, Ltd.	99	09/09/92
Beacon Insurance Company (Rehabilitation)	-	07/18/86
Bel-Aire Insurance Company	52	03/19/90
Brighton Insurance, Ltd.	27	08/31/88
British American Professional Liab. Ins. Co.	20	08/05/87
Casualty Assurance Risk Ins. Brokerage Co.	18	07/30/87
Central Insurance Company, Ltd.	53	03/22/90
Chancellor Insurance Company Limited	100	11/23/92
Colorado Western Insurance Company	116	04/07/04
Commercial General Insurance Company (Wyoming)	35	09/05/89
Commercial Indemnity and Assurance Company	104	07/08/93
Commercial Inland & Marine Indemnity Co., Ltd.	23	03/21/88
Commonwealth United Insurance Company	76	10/01/91
Continental Fire and Casualty Ind. Co., Ltd.	37	10/03/89
Desert Insurance Company, Ltd.	See Walbrook -- #55	
Dual Plus Insurance Company, Ltd.	70	08/12/91
Dyna Span Corporation	5	04/07/86
El Paso Insurance Company, Ltd.	See Walbrook -- #55	
Euro-American Insurance Company, Ltd.	43	11/16/89
Euro-Ichiban Reinsurance Corporation, Ltd.	83	12/06/91

Euro Reinsurance Company, Limited	54	03/22/90
Excess Re-Insurance Underwriters, Ltd.	49	02/22/90
Families United For Life Insurance Company Limited	111	02/23/96
Fidelity & Casualty Co., Ltd. (Turks & Caicos)	8	05/01/86
Fiduciary Indemnity Assurance Group, Ltd.	39	10/03/89
Fielding Reinsurance, Ltd.	6	05/01/86
Financial Services Insurance Ltd.	103	04/02/93
Firestone Insurance Company, Ltd.	51	02/22/90
First Assurance & Casualty Company, Ltd.	77	10/07/91
First Indemnity, Ltd.	67	07/25/91
First Interstate Fire and Casualty Company, Inc.	80	11/06/91
First Reinsurance, Ltd.	68	07/25/91
Freedom Insurance Company, Ltd.	85	12/09/91
Frontline Insurance Company	73	08/28/91
General Insurance Corporation of India	114	04/29/98
General Star Indemnity Company (RESCINDED 1/22/99)	115	01/13/99
Global Insurance Company S.A	79	10/28/91
Greater Indemnity Insurance Company dba: Great American Casualty or Great American Casualty Insurance Co. Ltd.; or Greater Indemnity & Casualty Co., Ltd.	105	08/06/93
Heartland Casualty Company	32	06/02/89
Individual Surety, Inc.	98	08/18/92
Innkeepers Indemnity Underwriters, Inc.	40	10/03/89
Insurance Corporation of America	28	09/14/88
Insurance Exchange of the Americas (The Florida Insurance Exchange)	14	01/17/87
Integral Insurance Company	60	04/24/91
International Bahamian Insurance Company, Ltd.	1	10/24/85
International E & S Carrier, Ltd.	69	08/12/91
Intrepid Insurance Company	61	04/29/91
Intrepid Reinsurance Group, Ltd.	94	04/23/92
Island Group, Ltd.	9	08/15/86
Jayhawk Insurance Company, Ltd. (Turks & Caicos)	7	05/01/86
Keyes International Insurance Co., Ltd.	112	06/27/96
Kingscroft Insurance Co., Ltd.	See Walbrook -- #55	
Knightsbridge Insurance Company, Ltd.	66	07/25/91
La Fenix Boliviana S.A. De Seguros Y Reaseguros or La Fenix Boliviana Insurance & Reinsurance	110	01/14/94

Lime Street Insurance Co., Ltd.	See Walbrook -- #55	
Lloyds U.S., (Dallas, Texas)	10	08/27/86
London Guarantee & Accident Company, Ltd.	16	03/09/87
London United Reinsurance Co. (Bermuda), Ltd.	See Walbrook -- #55	
Macal International, Limited Ins. Co.	12	02/05/87
Meadowlark Insurance Company	46	02/14/90
Metropolitana Compania de Seguros, S.A.(RESCINDED)	113	05/01/97
Mutual Insurance Company, Ltd.	See Walbrook -- #55	
National Warranty Insurance Company	3	02/07/86
New England International Surety Co., Inc.	4	03/19/86
New England International Surety of America, Inc.	30	12/30/88
New World Financial Trading & Re-Ins. Corp.	19	07/30/87
North American Fire & Casualty Co., Ltd.	17	07/01/87
North American Indemnity Company	21	08/05/87
North American Insurance Company	11	09/23/86
Northern Commercial Fire & General Insurance Co.	75	08/30/91
Northwestern Insurance Company, Ltd.	89	03/03/92
Old American Insurance Company, Limited	25	08/02/88
Old Hickory Casualty Insurance Company	72	08/27/91
The Olympian Insurance Company	106	08/26/93
Oxford Indemnity Insurance Company	44	12/20/89
Pacific Fire & Marine Insurance Company, Ltd.	48	02/22/90
Pacific International Indemnity Company, Ltd.	95	05/27/92
Palisades National Insurance Company, Ltd.	50	02/22/90
Paradigm Insurance Company (RESCINDED)	24	07/07/88
Payless Insurance Company, Ltd.	47	02/22/90
Pendleton Insurance Company Limited	63	07/17/91
Philadelphia Reinsurance Limited	71	08/15/91
Polaris Insurance Company, Ltd.	59	04/11/91
Premier Assurance & Cas., Ltd. (Turks & Caicos)	42	10/27/89
Premier Assurance Casualty Company, Inc.	56	04/06/90
Presidential Fire & Casualty Company	65	07/23/91
P.R.I.M.E. Company, Ltd.	2	10/24/85
PRIME-PI Omega Delta, Ltd.	38	10/03/89
Professional Prototype I Insurance Company Limited	90	03/03/92
Removed from list	90	09/04/92
Promed International, Ltd.	92	03/26/92

Qatar General Insurance & Reinsurance Co. (S.A.Q.) Doha - Qatar (RESCINDED 3/22/94)	107	09/01/93
Red Sea Group LTD	97	08/18/92
Redwood Insurance Company, Ltd.	86	12/26/91
Regency Insurance Company Limited (RESCINDED) per Stipulation & Consent order 4/21/93		03/05/93
Regency will do no business in IL	101	
Savoy Reinsurance Company, Ltd.	31	03/14/89
Scottish Guarantee Insurance Company, Ltd.	87	12/26/91
Southeastern Reinsurance Company (Florida)	34	09/05/89
Southern American Insurance Company	93	03/30/92
Southwestern Indemnity & Casualty Ins. Co.	57	11/30/90
Southwest Fire & Casualty Insurance Company	81	11/18/91
St. Louis Fire & Marine Co., Ltd.	102	03/05/93
Standard Indemnity Company, Ltd.	64	05/07/91
Sterling Marine Casualty and Indemnity Insurance Company, Ltd.		
a/k/a Sterling Insurance Corporation, Ltd.	84	12/06/91
Sterling Reinsurance Corporation Limited	88	01/28/92
Tri-Hedron International Assurance, Ltd.	13	02/06/87
Unified Assurance & Casualty, Ltd.	41	10/27/89
Union Pacific Fire and Marine Ins. Co., Ltd.	36	10/03/89
Usher Insurance Company, Ltd.	78	10/23/91
Victoria Insurance Co., Ltd.	29	10/05/88
Walbrook Insurance Company, Limited	55	04/03/90
And its subsidiaries:		
Desert Insurance Company, Ltd.		
El Paso Insurance Company, Ltd.		
London United Reinsurance Co. (Bermuda), Ltd.		
Kingscroft Insurance Co., Ltd.		
Lime Street Insurance Co., Ltd.		
Mutual Insurance Co., Ltd.		
West Point Insurance Company, Ltd.	74	08/28/91
Western Star Insurance Company, Ltd.	108	09/08/93
Winston Hill Assurance Company, Ltd.	58	01/01/91

Lines of Authority

The pages that follow reflect the lines of authority for the listed companies as of December 31, 2008. Classes and clauses in Section 4 of the Illinois Insurance Code (215 ILCS 5/4) are defined as:

Class 1. Life, Accident and Health

- Clauses:
- (a) Life
 - (b) Accident and Health
 - (c) Legal Expense Insurance

Class 2. Casualty, Fidelity and Surety

- Clauses:
- (a) Accident and Health
 - (b) Vehicle
 - (c) Liability
 - (d) Workers Compensation
 - (e) Burglary and Forgery
 - (f) Glass
 - (g) Fidelity and Surety
 - (h) Miscellaneous
 - (i) Other Casualty Risks
 - (j) Contingent Losses
 - (k) Livestock and Domestic Animals
 - (l) Legal Expense Insurance

Class 3. Fire and Marine, etc.

- Clauses:
- (a) Fire
 - (b) Elements
 - (c) War, Riot and Explosion
 - (d) Marine and Transportation
 - (e) Vehicle
 - (f) Property Damage, Sprinkler Leakage and Crop
 - (g) Other Fire and Marine Risks
 - (h) Contingent Losses
 - (i) Legal Expense Insurance

PROPERTY & CASUALTY COMPANIES

DOMESTIC STOCK

COMPANY NAME	STATE OF DOMESTILE	CLASS 2 AUTHORITY	CLASS 3 AUTHORITY
ACIG Insurance Company	IL	BCDEFGHIJ	ABCDEF GH
Acstar Insurance Company	IL	ABCDEFGHIJKL	ABCDEF GH
Addison Insurance Company	IL	ABCDEFGHIJK	ABCDEF GH
Affirmative Insurance Company	IL	ABCDEFGHIJKL	ABCDEF GH
AGCS Marine Insurance Company	IL	ABCDEFGHIJK	ABCDEF GH
Alamance Insurance Company	IL	ABCDEFGHIJK	ABCDEF GH
Allstate Fire and Casualty Ins Co	IL	ABCEFGHIJKL	ABCDEF GH
Allstate Floridian Indemnity Company	IL	ABCDEFGHIJKL	ABCDEF GH
Allstate Floridian Insurance Company	IL	ABCDEFGHIJKL	ABCDEF GH
Allstate Indemnity Company	IL	ABCDEFGHIJKL	ABCDEF GH
Allstate Insurance Company	IL	ABCDEFGHIJKL	ABCDEF GH
Allstate New Jersey Insurance Company	IL	ABCDEFGHIJKL	ABCDEF GH
Allstate New Jersey Property & Casualty	IL	ABCEFGHIJKL	ABCDEF GH
Allstate North American Insurance Co	IL	ABCEFGHIJKL	ABCDEF GH
Allstate Property & Casualty Ins Co	IL	ABCDEFGHIJKL	ABCDEF GH
American Access Casualty Company	IL	BCG	E
American Ambassador Casualty Company	IL	ABCDEFGHIJK	ABCDEF GH
American Country Insurance Company	IL	ABCDEFGHIJK	ABCDEF GH
American Freedom Insurance Company	IL	BCEFGHIJK	DE
American Fuji Fire And Marine Ins Co	IL	ABCDEFGHIJKL	ABCDEF GH
American General Indemnity Company	IL	ABCEFGHIJK	ABCDEF GH
American Heartland Insurance Company	IL	ABCDEFGHIJKL	ABCDEF GH
American Medical Assurance Company	IL	ABCDEFGHIJK	ABCDEF GH
American Motorists Insurance Company	IL	ABCDEF GHIL	ABCDEF GH
American Service Insurance Company Inc	IL	BCDEFGHIJK	ABCDEF GH
American Union Insurance Company	IL	ABCDEFGHIJKL	ABCDEF GH
American Zurich Insurance Company	IL	ABCDEFGHIJKL	ABCDEF GH
Amerin Guaranty Corporation	IL	H	
AMEX Assurance Company	IL	ABCDEFGHIJK	ABCDEF GH
Apollo Casualty Company	IL	ABCDEFGHIJK	ABCDEF GH
Argonaut Great Central Ins Co	IL	ABCDEFGHIJK	ABCDEF GH
Argonaut Insurance Company	IL	ABCDEFGHIJKL	ABCDEF GH
Argonaut Midwest Insurance Company	IL	ABCDEFGHIJK	ABCDEF GH
Associated International Insurance Co	IL	ABCDEFGHIJKL	ABCDEF GH
AXIS Insurance Company	IL	ABCDEFGHIJKL	ABCDEF GH

AXIS Surplus Insurance Company	IL	ABCDEFGHIJKL	ABCDEFGHI
Benefit Security Insurance Company	IL	ABCDEFGHIJKL	ABCDEFGHI
Bituminous Casualty Corporation	IL	ABCDEFGHIJK	ABCDEFGH
Bituminous Fire & Marine Insurance Co	IL	ABCDEFGHIJK	ABCDEFGH
Bond Safeguard Insurance Company	IL	G	
Cem Insurance Company	IL	ABCDEFGHIJKL	ABCDEFGHI
Chicago Insurance Company	IL	ABCDEFGHIJK	ABCDEFGH
Citizens Insurance Company of Illinois	IL	ABCDEFGHIJKL	ABCDEFGHI
Constitutional Casualty Company	IL	ABCDEFGHJIJ	ABCDEFGH
Continental Casualty Company	IL	ABCDEFGHIJK	ABCDEFGH
Country Casualty Insurance Company	IL	ABCDEFGHIJK	ABCDEFGH
Country Preferred Insurance Company	IL	ABCDEFGHIJK	ABCDEFGH
Deerbrook Insurance Company	IL	ABCDEFGHIJK	ABCDEFGH
Deerfield Insurance Company	IL	ABCDEFGHIJKL	ABCDEFGHI
Delphi Casualty Company	IL	ABCDEFGHIJK	ABCDEFGH
Delta Casualty Company	IL	ABCDEFGHIJK	ABCDEFGH
Diamond Insurance Company	IL	ABCDEFGHIJKL	ABCDEFGHI
Direct Auto Insurance Company	IL	ABCDEFGHIJKL	ABCDEFGHI
Discover Property & Casualty Ins Co	IL	ABCDEFGHIJKL	ABCDEFGHI
Doctors Direct Insurance Inc	IL	C	
Economy Fire & Casualty Company	IL	ABCDEFGHIJK	ABCDEFGH
Economy Preferred Insurance Company	IL	ABCDEFGHIJK	ABCDEFGH
Economy Premier Assurance Company	IL	ABCDEFGHIJK	ABCDEFGH
Encompass Floridian Indemnity Company	IL	ABCEFGHIJKL	ABCDEFGHI
Encompass Floridian Insurance Company	IL	ABCEFGHIJKL	ABCDEFGHI
Encompass Home & Auto Insurance Company	IL	ABCDEFGHIJKL	ABCDEFGH
Encompass Indemnity Company	IL	BCEFGHIJ	ABCDEFGH
Encompass Independent Insurance Company	IL	ABCDEFGHIJKL	ABCDEFGHI
Encompass Insurance Company of America	IL	ABCDEFGHIJKL	ABCDEFGHI
Encompass Insurance Company of N J	IL	ABCEFGHIJKL	ABCDEFGHI
Encompass Insurance Company	IL	ABCDEFGHIJKL	ABCDEFGHI
Encompass Property & Cas Ins Co of NJ	IL	ABCEFGHIJKL	ABCDEFGHI
Encompass Property and Casualty Company	IL	ABCDEFGHIJKL	ABCDEFGHI
Evanston Insurance Company	IL	ABCDEFGHIJKL	ABCDEFGHI
Farmers New Century Insurance Company	IL	ABCDEFGHIJKL	ABCDEFGHI
Financial Benefits Insurance Company	IL	ABCDEFGHIJKL	ABCDEFGHI
First Chicago Insurance Company	IL	ABCDEFGHIJKL	ABCDEFGHI
First Financial Insurance Company	IL	ABCDEFGHIJK	ABCDEFGH
First Nonprofit Insurance Company	IL	ABCDEFGHIJKL	ABCDEFGHI
Florists Insurance Company	IL	ABCDEFGHIJK	ABCDEFGH

Fortress Insurance Company	IL	CI	
Founders Insurance Company	IL	ABCDEFGHIJKL	ABCDEFGH
Guilford Insurance Company	IL	ABCDEFGHIJK	ABCDEFGH
Harco National Insurance Company	IL	BCDEFGHIJ	ABCDEFGH
Hartford Insurance Company of Illinois	IL	ABCDEFGHIJK	ABCDEFGH
HDI Gerling America Insurance Company	IL	ABCDEFGHIJK	ABCDEFGH
Heritage Casualty Insurance Company	IL	ABCDEFGHIJKL	ABCDEFGH
Hiscox Insurance Company Inc.	IL	ABCDEFGHIJKL	ABCDEFGH
Homesite Insurance Company of Illinois	IL	ABCDEFGHIJKL	ABCDEFGH
Horace Mann Insurance Company	IL	BCDEFGHIJ	ABCDEFGH
Illinois Farmers Insurance Company	IL	ABCDEFGHIJK	ABCDEFGH
Illinois National Insurance Co	IL	ABCDEFGHIJKL	ABCDEFGH
Insura Property And Casualty Ins Co	IL	ABCDEFGHIJKL	ABCDEFGH
Insurance Company of Illinois	IL	ABCDEFGHIJK	ABCDEFGH
Interstate Bankers Casualty Company	IL	B	
Interstate Fire & Casualty Company	IL	ABCDEFGHIJK	ABCDEFGH
Kemper Casualty Insurance Company	IL	ABCDEFGHIJKL	ABCDEFGH
Kemper Independence Insurance Company	IL	ABCDEFGHIJKL	ABCDEFGH
Lancer Insurance Company	IL	BCDEFGHIJ	ABCDEFGH
Legion Indemnity Company	IL	ABCDEFGHIJK	ABCDEFGH
Liberty Insurance Company of America	IL	ABCDEFGHIJKL	ABCDEFGH
Liberty Insurance Corporation	IL	ABCDEFGHIJKL	ABCDEFGH
Markel Insurance Company	IL	ABCDEFGHIJKL	ABCDEFGH
Martingale National Insurance Company	IL	ABCDEFGHIJKL	ABCDEFGH
MBIA Insurance Corp of Illinois	IL	GH	GH
Medical Alliance Insurance Company	IL	BCDEFGHIJKL	ABCDEFGH
Mercury Insurance Company of IL	IL	ABCDEFGHIJKL	ABCDEFGH
Mercury National Insurance Company	IL	ABCDEFGHIJKL	ABCDEFGH
Merit Health Insurance Company	IL	A	
Midstates Reinsurance Corporation	IL	ABCDEFGHIJK	ABCDEFGH
Midwest Insurance Company	IL	ABCDEFGHIJKL	ABCDEFGH
Millers First Insurance Company	IL	ABCDEFGHIJKL	ABCDEFGH
Modern Service Insurance Company	IL	BCEFGHIJK	ABCDEFGH
MSI Preferred Insurance Company	IL	BCEFGHIJL	ABCDEFGH
National Fire & Casualty Company	IL	ABCDEFGHIJK	ABCDEFGH
National Fire Ins Company of Hartford	IL	ABCDEFGHIJKL	ABCDEFGH
National Heritage Insurance Company	IL	EFKL	ABCDEFGH
National Surety Corporation	IL	ABCDEFGHIJK	ABCDEFGH
North Light Specialty Insurance Company	IL	CEFHIJK	ABCDEFGH
Northbrook Indemnity Company	IL	ABCDEFGHIJKL	ABCDEFGH

Old Republic General Insurance Corp	IL	ABCDEFGHGIJK	ABCDEFGH
Old Republic Mercantile Insurance Co	IL	ABCDEFGHGIJK	ABCDEFGHI
Old Republic Union Insurance Company	IL	ABCDEFGHGIJKL	ABCDEFGHI
Omni Indemnity Company	IL	ABCDEFGHGIJKL	ABCDEFGHI
Omni Insurance Company	IL	ABCDEFGHGIJKL	ABCDEFGHI
OneCis Insurance Company	IL	BCDGHIJ	BCDEGH
Paco Assurance Company Inc	IL	BCHI JL	ABHI
Peerless Indemnity Insurance Company	IL	ABCDEFGHGIJKL	ABCDEFGHI
Pekin Insurance Company	IL	ABCDEFGHGIJK	ABCDEFGH
Podiatry Insurance Co of Am A Mut Co	IL	BCHI JL	ABHI
Praetorian Insurance Company	IL	ABCDEFGHGIJKL	ABCDEFGHI
Reinsurance Company of America Inc	IL	ABCDEFGHGIJK	ABCDEFGH
RLI Indemnity Company	IL	ABCDEFGHGIJK	ABCDEFGH
RLI Insurance Company	IL	ABCDEFGHGIJK	ABCDEFGH
Safeco Insurance Company of Illinois	IL	ABCDEFGHGIJK	ABCDEFGH
Safety First Insurance Company	IL	CDG	
Safeway Insurance Company of Alabama Inc	IL	ABCEFHIJK	
Safeway Insurance Company	IL	ABCEFHIJK	ABCDEFGH
SeaBright Insurance Company	IL	ABCDEFGHGIJKL	ABCDEFGHI
Select Markets Insurance Company	IL	ABCDEFGHGIJKL	ABCDEFGHI
Specialty Surplus Insurance Company	IL	ABCDEFGHGIJKL	ABCDEFGHI
Springfield Fire & Casualty Company	IL	ABCDEFGHGIJK	ABCDEFGH
St Paul Protective Insurance Company	IL	ABCDEFGHGIJKL	ABCDEFGHI
State Farm Fire & Casualty Company	IL	ABCDEFGHGIJ	ABCDEFGH
State Farm General Insurance Company	IL	ABCDEFGHGIJ	ABCDEFGH
State Farm Guaranty Insurance Co	IL	BCGIJ	ABDEFGH
State Farm Indemnity Company	IL	ABCDEFGHGIJKL	ABCDEFGHI
Statewide Insurance Company	IL	ABCDEFGHGIJK	ABCDEFGH
SUA Insurance Company	IL	ABCDEFGHGIJKL	ABCDEFGHI
Teachers Insurance Company	IL	ABCDEFGHGIJ	ABCDEFGH
Third Coast Insurance Company	IL	CD	
Titan Property and Casualty Insurance Co	IL	ABCDEFGHGIJKL	ABCDEFGHI
Transguard Ins Co of America Inc	IL	ABCDEFGHGIJKL	ABCDEFGHI
Transit General Insurance Company	IL		E
Transportation Insurance Company	IL	ABCDEFGHGIJK	ABCDEFGH
Triad Guaranty Assurance Corporation	IL	H	
Triad Guaranty Insurance Corporation	IL	H	
U S Insurance Company of America	IL	ABCDEFGHGIJKL	ABCDEFGHI
Unique Insurance Company	IL	BGL	DEI
United Casualty Insurance Company of Am	IL	ABCDEFHIJ	ABCDEFGH

United Equitable Insurance Company	IL	ABCDEFGHGIJKL	ABCDEFGHI
Unitrin Direct Insurance Company	IL	ABCDEFGHGIJKL	ABCDEFGHI
Unitrin Direct Property & Casualty Co	IL	ABCDEFGHGIJKL	ABCDEFGHI
Universal Casualty Company	IL	ABCDEFGHGIJKL	ABCDEFGHI
Usplate Glass Insurance Company	IL	F	
Virginia Surety Company Inc	IL	ABCDEFGHGIJKL	ABCDEFGHI
Zurich American Insurance Company of IL	IL	ABCDEFGHGIJK	ABCDEFGH

DOMESTIC MUTUAL

COMPANY NAME	STATE OF DOMESTILE	CLASS 2 AUTHORITY	CLASS 3 AUTHORITY
American Manufacturers Mutual Ins Co	IL	ABCDEFGHGIJKL	ABCDEFGHI
Country Mutual Insurance Company	IL	ABCDEFGHGIJK	ABCDEFGH
Florists Mutual Insurance Company	IL	ABCDEFGHGIJK	ABCDEFGH
Illinois Casualty Company (A Mut Ins Co)	IL	BCDEFGHIJKL	ABCDEFGHI
Illinois State Bar Assn Mut In Co	IL	CI	
Independent Mutual Fire Insurance Co	IL	ACDEFGHIJK	ABCEGH
ISMIE Mutual Insurance Company	IL	ABCDEFGHGIJKL	ABCDEFGHI
Lumbermens Mutual Casualty Company	IL	ABCDEFGHGIJKL	ABCDEFGHI
Lutheran Mutual Fire Insurance Company	IL	ABCDEFGHGIJ	ABCDEFGH
Madison Mutual Insurance Company	IL	ABCDEFGHGIJK	ABCDEFGH
Mt Carroll Mutual Insurance Company	IL	CEFHIJK	ABCDEFGHI
NHRMA Mutual Insurance Company	IL	ABCDEFGHGIJKL	ABCDEFGHI
Rockford Mutual Insurance Company	IL	BCDEFGHIJK	ABCDEFGH
Standard Mutual Insurance Company	IL	ABCDEFGHGIJ	ABCDEFGH
State Farm Mutual Automobile Insurance C	IL	ABCDEFGHGIJ	ABCDEFGH

DOMESTIC INTER-INSURANCE EXCHANGE

COMPANY NAME	STATE OF DOMESTILE	CLASS 2 AUTHORITY	CLASS 3 AUTHORITY
Farmers Automobile Insurance Assn The	IL	ABCDEFGHGIJK	ABCDEFGH
Governmental Interinsurance Exchange	IL	ABCDEFGHGIJKL	ABCDEFGH

FOREIGN STOCK

COMPANY NAME	STATE OF DOMESTILE	CLASS 2 AUTHORITY	CLASS 3 AUTHORITY
1st Auto & Casualty Insurance Company	WI	BCEFI	ABDEFG
21st Century Casualty Company	CA	BCEFHIJ	ABDEFGH
21st Century Insurance Company	CA	BCEFHIJ	ABDEFGH
Aca Financial Guaranty Corporation	MD	GHI	

Acceptance Insurance Company	NE	BCDEFGHIJKL	ABCDEFGHI
Accident Fund General Insurance Co	MI	CD	
Accident Fund Insurance Co of America	MI	CD	
Accident Fund National Insurance Co	MI	CD	
Accredited Surety & Casualty Co, Inc	FL	CG	
Ace American Insurance Company	PA	ABCDEFGHIJKL	ABCDEFGHI
Ace Fire Underwriters Insurance Company	PA	ABCDEFGHIJK	ABCDEFGH
Ace Indemnity Insurance Company	PA	ABCDEFGHIJK	ABCDEFGH
Ace Property And Casualty Ins Co	PA	ABCDEFGHIJ	ABCDEFGH
Admiral Indemnity Company	DE	BCEFGHIJ	ABCDEFGHI
Advanta Insurance Company	AZ	ABCEFGHIJ	ABDEFGH
Advantage Workers Compensation Ins Co	IN	DGHI	
Aegis Security Insurance Company	PA	ABCEFGHIJ	ABCDEFGH
Aetna Insurance Company of Connecticut	CT	ABCK	E
Affiliated F M Insurance Company	RI	BCDEFGHIJ	ABCDEFGH
Agri General Insurance Company	IA	BCEFHIJK	ABCDEFGH
AIG Casualty Company	PA	ABCDEFGHIJ	ABCDEFGH
AIG Centennial Insurance Company	PA	ABCEFGHIJ	ABCDEFGH
AIG National Insurance Company	NY	ABCDEFG	ABCDEFGH
AIG Preferred Insurance Company	PA	ABCEFGHIJ	ABCDEFGH
AIG Premier Insurance Company	PA	ABCEFGHIJKL	ABCDEFGHI
AIOI Insurance Company of America	NY	ABCDEFGHIJKL	ABCDEFGHI
AIU Insurance Company	NY	ABCDEFG	ABCDEFGH
Alaska National Insurance Company	AK	BCDEFG	DEF
ALEA North America Insurance Company	NY	BCDEFGHIJ	ABCDEFGH
All America Insurance Company	OH	BCDEFGHIJ	ABCDEFGH
Allegheny Casualty Company	PA	G	
Alliance Assurance Company of America	NY	BCD	ABCDEFGH
Allianz Global Risks Us Ins Co	CA	BCDEFGHIJK	ABCDEFGH
Allied Eastern Indemnity Company	PA	CD	
Allied Property & Casualty Ins Co	IA	ABCDEFGHIJK	ABCDEFGH
Allied World National Assurance Company	NH	C	
Allied World Reinsurance Company	NJ	ABCDEFGHIJKL	ABCDEFGHI
Allmerica Financial Alliance Ins Co	NH	BCDEFHIJ	ABCDEFGH
Allmerica Financial Benefit Ins Co	MI	ABCDEFGHIJKL	ABCDEFGHI
Alpha Property & Casualty Insurance Co	WI	BCEFIJ	ABCDEFGH
Ambac Assurance Corporation	WI	GHI	
AMCO Insurance Company	IA	ABCDEFGHIJK	ABCDEFGH
Amcomp Assurance Corporation	FL	CD	
Amcomp Preferred Insurance Company	FL	CD	

American Agricultural Insurance Company	IN	ABCDEFGHJIJ	ABCDEFGH
American Alternative Ins Corp	DE	ABCDEFGHIIJK	ABCDEFGH
American Automobile Insurance Company	MO	ABCDEFGHIIJK	ABCDEFGH
American Bankers Insurance Company of FL	FL	ABCEFGHIIJK	ABCDEFGH
American Casualty Company of Reading PA	PA	ABCDEFGHJIJ	ABCDEFGH
American Century Casualty Company	TX	ABCEFGHIJ	ABCDEFGH
American Compensation Insurance Company	MN	D	
American Contractors Indemnity Company	CA	G	
American Economy Insurance Company	IN	ABCDEFGHJIJ	ABCDEFGH
American Empire Insurance Company	OH	BCDI	ABEFGH
American Equity Specialty Ins Co	CT	BCEFGHIJ	ABCDEFGH
American Family Home Insurance Company	FL	ABCEFGHIIJK	ABCDEFGH
American Farmers & Ranchers Insurance Co	ID	BCEFGHIIJK	ABCDEFGH
American Federation Insurance Company	FL	BCEFHIIJ	ABCDEFGH
American Fire And Casualty Company	OH	BCDEFGHIJ	ABCDEFGH
American General Property Ins Co	TN	BCDEFGHIIJK	ABCDEFGH
American Guarantee & Liability Ins Co	NY	ABCDEFGHJIJ	ABCDEFGH
American Hallmark Insurance Co of Texas	TX	ABCEFGHIIJKL	ABCDEFGHI
American Healthcare Indemnity Company	DE	CGHI	ABCDEF
American Home Assurance Company	NY	ABCDEFGHIIJK	ABCDEFGH
American Independent Insurance Company	PA	B	E
American Insurance Company The	OH	ABCDEFGHIIJK	ABCDEFGH
American International Ins Co of DE	DE	ABCDEFHIJ	ABCDEFGH
American International Insurance Co The	NY	ABCDEFGHIIJK	ABCDEFGH
American International South Ins Co	PA	BCDEFHIJ	ABCDEFGH
American Interstate Insurance Company	LA	ABCDEF	AD
American Merchants Casualty Company	DE	BCDEFGHIJ	ABCDEFGH
American Mercury Insurance Company	OK	ABCEFGHIIJKL	ABCDEFGHI
American Mining Insurance Company Inc	AL	BCDEFGHIIJKL	ABCDEFGHI
American Modern Home Insurance Company	OH	ABCEFGHIIJKL	ABCDEFGH
American Modern Select Insurance Company	OH	BCEFHIIJ	ABCDEFGH
American National General Insurance Co	MO	BCEFGHIJ	ABCDEFGH
American National Property & Casualty Co	MO	BCDEFHIJK	ABCDEFGH
American Pet Insurance Company Inc	NY	ABCDEFGHIIJK	ABDEFGH
American Physicians Assurance Corp	MI	ABCDEFGHIIJKL	ABCDEFGHI
American Reliable Insurance Company	AZ	ABCEFGHIIJK	ABCDEFGH
American Road Insurance Company The	MI	ABCDEFGHIIJK	ABCDEFGH
American Safety Casualty Ins Co	OK	ABCDEFGHIIJKL	ABCDEFGHI
American Security Insurance Company	DE	ABCEFHIIJ	ABCDEFGH
American Select Insurance Company	OH	BCEFGHIJK	ABCDEFGH

American Sentinel Insurance Company	PA	ABCDEFGHI	ABCDEFGH
American Southern Home Insurance Company	FL	ABCEFGHIJ	ABCDEFGH
American Southern Insurance Company	KS	ABCEFGHIJKL	ABCDEFGHI
American Standard Insurance Co of WI	WI	BCEFHIJ	
American States Insurance Company	IN	ABCDEFGHIIJ	ABCDEFGH
American States Preferred Ins Co	IN	ABCFHIJ	ABCDEFGH
American Strategic Insurance Corp	FL	ACFHIJ	ABCDFGH
American Surety Company	IN	G	
Americas Insurance Company	LA	BCDEFHI	ABCDEFG
Ameriprise Insurance Company	WI	ABCDEFHI	ABDEFHG
Amerisure Insurance Company	MI	ABCDEFGHIIJ	ABCDEFGH
Amguard Insurance Company	PA	CD	
Anesthesiologists Professional Assr Co	FL	C	
Ansur America Insurance Company	MI	BCDEFGHIJK	ABCDEFGH
Anthem Insurance Companies Inc	IN	ABC	ABCEFG
Arag Insurance Company	IA	L	
Arch Indemnity Insurance Company	NE	ABCDGHIJ	ABCDEGH
Arch Insurance Company	MO	ABCDEFGHIIJKL	ABCDEFGHI
Arch Reinsurance Company	NE	ABCDEFGHIIJKL	ABCDEFGHI
Argonaut Southwest Insurance Company	LA	ABCDEFGHIIJKL	ABCDEFGHI
Argus Fire And Casualty Ins Co	FL	CEFHIJK	ABFH
Armor Assurance Company	VT	G	
Arrowood Indemnity Company	DE	ABCDEFGHIIJ	ABCDEFGH
Artisan and Truckers Casualty Company	WI	BCHI	ABDEFG
Associated Indemnity Corporation	CA	ABCDEFGHIIJK	ABCDEFGH
Assurance Company of America	NY	ABCDEFGHIIJK	ABCDEFGH
Assuranceamerica Insurance Company	GA	AB	
Assured Guaranty Corp	MD	GH	
Athena Assurance Company	MN	BCDEFGHIIJKL	ABCDEFGHI
Atlantic Insurance Company	TX	ABCDEFGHIIJK	ABCDEFGH
Atlantic Specialty Insurance Company	NY	BCDEFGHIIJK	ABCDEFGH
Atradius Trade Credit Insurance Inc	MD	HI	
Auto Club Family Insurance Company	MO	BCEFHIJL	ABCDEFGHI
Auto Club Property Casualty Ins Co	IA	A	
Automobile Insurance Co of Hartford The	CT	ABCDEFGHIIJ	ABCDEFGH
AutoOne Insurance Company	NY	ABCDEFGHIIJKL	ABCDEFGHI
Avemco Insurance Company	MD	ABCGH	BDG
Avomark Insurance Company	IN	BCDEFGHIJ	ABCDEFGH
AXA Art Insurance Corporation	NY		D
AXA Insurance Company	NY	ABCDEFGHIIJK	ABCDEFGH

AXA Re Property And Casualty Ins Co	DE	ABCEFGHIJK	ABCDEFGH
AXIS Reinsurance Company	NY	ABCDEFGHJIJ	ABCDEFGH
Balboa Insurance Company	CA	ABCEFGHIJ	ABCDEFGH
Banclinsure Inc	OK	ABCDEFGHJIJ	ABCDEFGH
Bankers Insurance Company	FL	ABCEFGHI	ABCDEF
Bankers Standard Insurance Company	PA	ABCDEFGHJIJK	ABCDEFGH
Bar Plan Surety and Fidelity Company The	MO	G	
Bay State Insurance Company	MA	CEFGHI	ABCDEFGH
BCS Insurance Company	OH	ABCDEFGHJIJKL	ABCDEFGHI
Beazley Insurance Company, Inc	CT	ABCDEFGHJIJK	ABCDEFGH
Benchmark Insurance Company	KS	ABCDEFH	ABCDEFGH
Berkley Insurance Company	DE	ABCDEFGHJIJK	ABCDEFGH
Berkley Regional Insurance Company	DE	BCDEFGHJIJKL	ABCDEFGHI
Berkshire Hathaway Assurance Corp	NY	GH	
Blue Ridge Insurance Company	WI	ABCDEFHIJK	ABCDEFGH
Bristol West Insurance Company	OH	B	DE
California Casualty & Fire Insurance Co	CA	ABCEFHIJ	ABCDEFGH
California Casualty General Ins Co of OR	OR	ABCEFHIJ	ABCDEFGH
California Casualty Insurance Company	CA	ABCEFHIJ	ABCDEFGH
California Insurance Company	CA	ACDI	
Camden Fire Insurance Association, The	NJ	BCDEFGHIJ	ABCDEFGH
Cameron National Insurance Company	MO	BCEFGHIJK	ABCDEFGH
CampMed Casualty & Ind Co Inc of MD	MD	CGIJ	DGH
Canal Insurance Company	SC	BCEFGHIJ	ABCDEFGH
Capital City Insurance Company Inc	SC	BCDEFGHJIJKL	ABCDEFGHI
Capital Markets Assurance Corporation	NY	GH	
Capitol Indemnity Corporation	WI	ABCDEFGHJIJK	ABCDEFGH
Cardif Property and Casualty Ins Co	TX	ABCHIJ	ABCDEFGH
Carolina Casualty Insurance Company	IA	ABCDEFGHJIJK	ABCDEFGH
Caterpillar Insurance Company	MO	BCDEFGHJIJKL	ABCDEFGHI
Catlin Insurance Company Inc	TX	ABCDEFGH	ABCDEFGH
Censtat Casualty Company	NE	C	
Centennial Insurance Company	NY	ABCDEFGHJIJL	ABCDEFGHI
Central States Indemnity Co of Omaha	NE	ABCEHIJK	ABCDEFGH
Centre Insurance Company	DE	ABCDEFGHJIJ	ABCDEFGH
Centurion Casualty Company	IA	ACHI	
Century Indemnity Company	PA	ABCDEFGHJIJK	ABCDEFGH
Century National Insurance Company	CA	BCEFHIJL	ABCDEFGH
Charter Indemnity Company	TX	B	E
Charter Oak Fire Insurance Company The	CT	ABCDEFGHJIJK	ABCDEFGH

Cherokee Insurance Company	MI	ABCDEFGHJIJ	ABDEFG
Chubb Indemnity Insurance Company	NY	BCDEFGHIJK	ABCDEFGH
Chubb National Insurance Company	IN	ABCDEFGHGIJK	ABCDEFGH
Church Insurance Company The	NY	CEFHIJ	ABCDEFGH
CIFG Assurance North America, Inc	NY	GH	
CIM Insurance Corporation	MI	BCDEFGHIJK	ABCDEFGH
Cincinnati Casualty Company The	OH	ABCDEFGHGIJK	ABCDEFGH
Cincinnati Equitable Insurance Company	OH	ABCEFHIJ	ABCDEFGH
Cincinnati Indemnity Company	OH	ABCDEFGHGIJK	ABCDEFGH
Cincinnati Insurance Company The	OH	ABCDEFGHGIJK	ABCDEFGH
Citizens Insurance Company of America	MI	BCDEFGHIJ	ABCDEFGH
Clarendon National Insurance Company	NJ	ABCDEFGHGIJK	ABCDEFGH
Clearwater Insurance Company	DE	ABCDEFGHGIJ	ABCDEFGH
Clearwater Select Insurance Company	DE	ABCDEFGHGIJK	ABCDEFGH
Clermont Insurance Company	IA	ABCDEFGHGIJKL	ABCDEFGHI
CMG Mortgage Assurance Company	WI	H	
CMG Mortgage Insurance Company	WI	H	
CNL/Insurance America Inc	GA	H	ABCDE
Coface North America Insurance Company	MA	CEFGHIJ	ABCDFGH
Coliseum Reinsurance Company	DE	ABCDEFGHGIJK	ABCDEFGH
Cologne Reinsurance Company of America	CT	ABCDEFGHGIJK	ABCDEFGH
Colonial American Casualty and Surety Co	MD	BCDEFGHIJ	ABCDEFGHI
Colonial Surety Company	PA	CG	
Colony National Insurance Company	VA	CEFGHIJ	ABCDFH
Colorado Casualty Insurance Company	CO	BCEFGHIJ	ABDEFGH
Columbia Insurance Company	NE	BCEFGHIJ	DE
Columbia National Insurance Company	NE	ABCDEFGHGIJK	ABCDEFGH
Commerce & Industry Insurance Company	NY	BCDEFGHGIJK	ABCDEFGH
Commercial Casualty Insurance Company	CA	D	
Commercial Loan Insurance Corporation	WI	H	
Commonwealth Insurance Co of America	WA	BCEFGHIJ	ABCDEFGHI
Companion Commercial Insurance Company	SC	BCDEFG	ABCDEFG
Companion Property & Casualty Ins Co	SC	BCDEFGHIJ	ABCDEFGH
Computer Insurance Company	RI		D
Connie Lee Insurance Company	WI	GH	
Consolidated Insurance Company	IN	ABCDEFGHGIJ	ABCDEFGH
Constitution Insurance Company	NY	BCDEFGHGIJK	ABCDEFGH
Consumers Insurance USA Inc	TN	BCEFGH	ABCDEFGI
Continental Heritage Insurance Company	OH	CG	
Continental Indemnity Company	IA	ABCDEFGHGIJK	ABCDEFGH

Continental Insurance Company	The	PA	ABCDEFGHGIJK	ABCDEFGH
Continental Western Insurance Company		IA	ABCDEFGHGIJK	ABCDEFGH
Contractors Bonding & Insurance Company		WA	BCEFGHIJ	ABCDEFGH
Converium Reinsurance (Na) Inc		CT	ABCDEFGHGIJK	ABCDEFGH
Cornerstone National Insurance Company		MO	BC	BE
Cornhusker Casualty Company		NE	BCDEFGHIJK	ABCDEFGH
Courtesy Insurance Company		FL	BGI	D
Crum & Forster Indemnity Company		DE	BCDEFGHIJK	ABCDEFGH
Cumis Insurance Society Inc		IA	ABCDEFGHGIJ	ABCDEFGH
Daimlerchrysler Insurance Company		MI	BCDEFGHI	ABCDEF
Dairyland Insurance Company		WI	ABCDEFGHGIJK	ABCDEFGH
Dallas National Insurance Company		TX	CD	
Darwin National Assurance Company		DE	BCEFGHIJ	ABDEFGH
Dealers Assurance Company		OH	BC	E
Delos Insurance Company		DE	ABCDEFGHGIJK	ABCDEFGH
Dentists Insurance Company	The	CA	CEFGHIJ	ABCDEFGH
Depositors Insurance Company		IA	BCDEFHIJ	ABCDEFGH
Developers Surety and Indemnity Company		IA	CEGI	
Diamond State Insurance Company		IN	ABCDEFGHGIJK	ABCDEFGH
Direct General Insurance Company		IN	BCEFHIJ	ABCDEFGH
Direct National Insurance Company		AR	BCD	
Dorinco Reinsurance Company		MI	ABCDEFGHGIJK	ABCDEFGH
Eastern Advantage Assurance Company		PA	CD	
Eastern Alliance Insurance Company		PA	CD	
Eastern Atlantic Insurance Company		PA	BCEFGI	ABDEFG
Eastguard Insurance Company		PA	CD	
Electric Insurance Company		MA	ABCDEFGHGIJ	ABCDEFGH
Emc Property & Casualty Company		IA	ABCDEFGHGIJ	ABCDEFGH
Emcasco Insurance Company		IA	BCDEFGHIJ	ABCDEFGH
Empire Fire & Marine Insurance Company		NE	ABCDEFGHGIJK	ABCDEFGH
Employers Compensation Insurance Company		CA	CD	
Employers Direct Insurance Company		CA	CD	
Employers Fire Insurance Company	The	MA	ABCDEFGHGIJ	ABCDEFGH
Employers Insurance Company of Nevada		NV	CD	
Employers Insurance Company of Wausau		WI	ABCDEFGHGIJ	ABCDEFGH
Employers Security Insurance Company		IN	D	
Endurance American Insurance Company		DE	BCDEFGHIJKL	ABCDEFGHI
Endurance Reinsurance Corp of America		DE	ABCDEFGHGIJK	ABCDEFGH
Equity Insurance Company		TX	B	E
Erie Insurance Company of New York		NY	CD	

Erie Insurance Company	PA	ABCDEFGHGIJKL	ABCDEFGHI
Erie Insurance Property & Casualty Co	PA	CD	
Essent Guaranty Inc	PA	G	
Essentia Insurance Company	MO	BI	DEG
Esurance Insurance Company of New Jersey	WI	ABCDEFGHGIJ	ABCDEFGH
Esurance Insurance Company	WI	BCDEFGH	ABCDEFGH
Esurance Property & Casualty Ins Co	CA	BC	EF
Euler Hermes American Credit Ind Co	MD	H	C
Everest National Insurance Company	DE	ABCDEFGHGIJK	ABCDEFGH
Everest Reinsurance Company	DE	ABCDEFGHGIJK	ABCDEFGH
Evergreen National Indemnity Company	OH	ABCDEFGHGIJK	ABCDEFGH
Excess Share Insurance Corporation	OH	GH	
Executive Risk Indemnity Inc	DE	ABCDEFGHI	ABCDEFGHI
Explorer Insurance Company	CA	ABCDEFGHGIJ	ABCDEFGH
Fairfield Insurance Company	CT	ABCDEFGHGIJK	ABCDEFGH
Fairmont Insurance Company	CA	BCDEFGHIJK	ABCDEFGH
Fairmont Premier Insurance Company	CA	ABCDEFGHGIJK	ABCDEFGH
Fairmont Specialty Insurance Company	DE	ABCDEFGHGIJ	ABCDEFGH
Farmers Union Co Operative Ins Co Inc	IA	ABCDEFGHGIJKL	ABCDEFGHI
Farmington Casualty Company	CT	ABCDEFGHGIJK	ABCDEFGH
FCCI Insurance Company	FL	BCDEFGHIJ	ABCDEFGH
Federal Insurance Company	IN	ABCDEFGHGIJK	ABCDEFGH
Federated Service Insurance Company	MN	ABCDEFGHGIJ	ABCDEFGH
FFG Insurance Company	TX	C	
Fidelity & Deposit Company of Maryland	MD	BCDEFGHIJ	ABCDEFGH
Fidelity & Guaranty Ins Underwriters Inc	WI	ABCDEFGHGIJK	ABCDEFGH
Fidelity & Guaranty Insurance Company	IA	BCDEFGHIJK	ABCDEFGH
Fidelity National Insurance Company	CA	ABCEFGHIJ	ABCDEFGH
Fidelity National Prop & Cas Ins Co	NY	ABCEFGHIJ	ABCDEFGH
Financial Guaranty Insurance Company	NY	GH	
Financial Indemnity Company	CA	ABCDEFGHGIJKL	ABCDEFGHI
Financial Security Assurance Inc	NY	GHI	
Firemans Fund Insurance Company	CA	ABCDEFGHGIJK	ABCDEFGH
Firemens Insurance Co of Washington DC	DE	ABCDEFGHGIJ	ABCDEFGH
First Acceptance Ins Co Inc	TX	B	ABCEFGH
First American Property & Casualty I C	CA	BCEFHIJ	ABCDEFGH
First Colonial Insurance Company	FL	BCEFHIL	ABCDEFGHI
First Guard Insurance Company	AZ		E
First Liberty Insurance Corporation The	IA	ABCDEFGHGIJ	ABCDEFGH
First Marine Insurance Company	MO	C	ABCDG

First Mercury Casualty Company	MN	BCDEFHIJKL	ABCDEFGHI
First National Insurance Company of Am	WA	BCDEFGHIJK	ABCDEF GH
First Professionals Ins Co Inc	FL	ACDEFH	ABCDEF GH
First Sealord Surety Inc	PA	G	
Flagship City Insurance Company	PA	CD	
Foremost Insurance Company	MI	ABCEFGHIJK	ABCDEF GH
Foremost Property & Casualty Ins Co	MI	ABCEFGHIJK	ABCDEF GH
Foremost Signature Insurance Company	MI	ABCDEF GHIJK	ABCDEF GH
Fortuity Insurance Company	MI	BCDEFGHIJK	ABCDEF GH
Galen Insurance Company	MO	C	
Garrison Property and Casualty Ins Co	TX	BCEFHIJ	ABCDEF GH
Gateway Insurance Company	MO	BCDEFGHIJ	ABCDEF GH
GEICO Casualty Company	MD	B	
GEICO General Insurance Company	MD	BCEFGIJ	ABCDEF GH
GEICO Indemnity Company	MD	BCEFHIJ	ABEFH
General Casualty Company of Wisconsin	WI	ABCDEF GHIJ	ABCDEF GH
General Casualty Insurance Company	WI	ABCDEF GHIJK	ABCDEF GH
General Fidelity Insurance Company	SC	ABCEFHIJ	ABCDEF GH
General Insurance Company of America	WA	BCDEFGHIJK	ABCDEF GH
General Reinsurance Corporation	DE	ABCDEF GHIJK	ABCDEF GH
General Security National Ins Co	NY	ABCDEF GHIJK	ABCDEF GH
General Star National Insurance Company	OH	BCDEFGHIJK	ABCDEF GH
Genesis Insurance Company	CT	ABCDEF GHIJKL	ABCDEF GHI
Genworth Financial Assurance Corp	NC	H	
Genworth Home Equity Insurance Corp	NC	H	
Genworth Mortgage Insurance Corp of NC	NC	H	
Genworth Mortgage Insurance Corporation	NC	H	
Genworth Residential Mort Ins Corp of NC	NC	H	
Geovera Insurance Company	CA	CEFGHIJKL	ABCDFGHI
Gerling America Insurance Company	NY	ABCDEF GHIJK	ABCDEF GH
Germantown Insurance Company	PA	A	
GHS Property & Casualty Insurance Co	OK	ABCEFHIJ	ABCDEF GH
Global Reinsurance Corp of America	NY	ABCDEF GHIJK	ABCDEF GH
Globe American Casualty Company	OH	BCDEFGHIJKL	ABCDEF GHI
GMAC Direct Insurance Company	MO	ABCDEF GHIJK	ABCDEF GH
GMAC Insurance Company Online Inc	MO	ABCDEF GHIJKL	ABCDEF GHI
Government Employees Insurance Company	MD	ABCEFGH	ABCDFG
Gramercy Insurance Company	TX	BCGI	DE
Grange Indemnity Insurance Company	OH	BCEFGHIJK	ABCDEF GH
Grange Property & Casualty Ins Co	OH	BCDEFHIJK	ABCDEF GH

Granite Re Inc	OK	G	
Granite State Insurance Company	PA	ABCDEFGHJIJ	ABCDEFGH
Gray Insurance Company The	LA	ABCDEFGHJIJKL	ABCDEFGHI
Great American Alliance Ins Co	OH	ABCDEFGHJIJK	ABCDEFGH
Great American Assurance Company	OH	ABCDEFGHJIJK	ABCDEFGH
Great American Contemporary Ins Co	OH	BCDEFGHJIJKL	ABDEFGHI
Great American Insurance Company of NY	NY	ABCDEFGHJIJK	ABCDEFGH
Great American Insurance Company	OH	ABCDEFGHJIJK	ABCDEFGH
Great American Security Ins Co	OH	ABCDEFGHJIJK	ABCDEFGH
Great American Spirit Insurance Company	OH	ABCDEFGHJIJK	ABCDEFGH
Great Divide Insurance Company	ND	ABCDEFGHJIJKL	ABCDEFGHI
Great Midwest Insurance Company	MI	ABCDEFGHJIJKL	ABCDEFGHI
Great Northern Insurance Company	IN	ABCDEFGHJIJ	ABCDEFGH
Great West Casualty Company	NE	ABCDEFGHJIJK	ABCDEFGH
Greenwich Insurance Company	DE	ABCDEFGHJIJK	ABCDEFGH
Grinnell Select Insurance Company	IA	ABCDEFGJIJ	ABDEFGH
Guarantee Company of North America USA	MI	G	
GuideOne America Insurance Company	IA	ABCDEFGHJIJKL	ABCDEFGHI
GuideOne Elite Insurance Company	IA	ABCDEFGHJIJ	ABCDEFGH
Hallmark Insurance Company	AZ	BCEFGH	ABDEFGH
Hanover American Insurance Company The	NH	BCDEGHIJ	ABCDEFGH
Hanover Fire and Casualty Insurance Co	PA	CEFHIJ	ABCDEFGH
Hanover Insurance Company	NH	ABCDEFGHJIJ	ABCDEFGH
Harbor Point Reinsurance U S Inc	CT	ABCDEFGHJI	ABCDEFGHI
Harleysville Insurance Company	MN	BCDEFGHIJ	ABCDEFGH
Harleysville Lake States Ins Co	MI	BCDEFGHIJ	ABCDEFGH
Harleysville Preferred Insurance Company	PA	BCDEFGHJIJK	ABCDEFGH
Harleysville Worcester Insurance Company	PA	BCDEFGHJIJK	ABCDEFGH
Hartford Accident & Indemnity Company	CT	ABCDEFGHJIJK	ABCDEFGH
Hartford Casualty Insurance Company	IN	ABCDEFGHJIJK	ABCDEFGH
Hartford Fire Insurance Company	CT	ABCDEFGHJIJKL	ABCDEFGHI
Hartford Insurance Co of The Midwest	IN	ABCDEFGHJIJ	ABCDEFGH
Hartford Steam Boiler Insp & In Co of CT	CT	CEFHI	ABDFG
Hartford Steam Boiler Inspect & Ins Co	CT	CEFHIJ	ABCDEFGH
Hartford Underwriters Insurance Company	CT	ABCDEFGHJIJK	ABCDEFGH
Haulers Insurance Company, Inc	TN	BCEFHIJK	ABCDEFGH
Hawkeye Security Insurance Company	WI	BCDEFGHJIJK	ABCDEFGH
HCC Insurance Company	IN	ABCEFHIJ	ABCDEFGH
Heritage Indemnity Company	CA	BC	ADE
Highmark Casualty Insurance Company	PA	ACDL	

Home Insurance Company	The	NH	ABCDEFGHIJK	ABCDEFGH
Home Owners Insurance Company		MI	BCDEFGHIJK	ABCDEFGH
Horace Mann Property & Casualty Ins Co		CA	BCEFHIJ	ABCDEFGH
Housing Enterprise Insurance Co Inc		VT	BCEFGHIJ	ABCDEFGH
Houston General Insurance Company		TX	BCDEFGHIJ	ABCDEFGH
HSBC Insurance Company of Delaware		DE	ABCDEFGHIJK	ABCDEFGH
Hudson Insurance Company		DE	ABCDEFGHIJKL	ABCDEFGHI
IDS Property Casualty Insurance Company		WI	ABCEFGHIJK	ABCDEFGHI
Illinois Emcasco Insurance Company		IA	ABCDEFGHIJK	ABCDEFGH
Imperial Casualty & Indemnity Company		OK	ACDEFGHIJ	ABCDEFGH
Imt Insurance Company		IA	BCDEFGHIJ	ABCDEFGH
Indemnity Insurance Company of North Am		PA	BCDEFGHIJK	ABCDEFGH
Independence American Insurance Company		DE	ACEFGHIJKL	
Indiana Insurance Company		IN	ABCDEFGHIJK	ABCDEFGH
Infinity Assurance Insurance Company		OH	BCDEFGHIJ	BCDEFGH
Infinity Auto Insurance Company		OH	B	E
Infinity Casaulty Insurance Company		OH	ABCDEFGHIJKL	ABCDEFGHI
Infinity Insurance Company		IN	BC	DE
Infinity Premier Insurance Company		IN	B	E
Infinity Security Insurance Company		IN	B	
Infinity Specialty Insurance Company		OH	ABCDEFGHIJK	ABCDEFGH
Infinity Standard Insurance Company		IN	B	E
Insurance Company of Greater New York		NY	BCDEFGHIJ	ABCEFGH
Insurance Company of North America		PA	ABCDEFGHIJK	ABCDEFGH
Insurance Company of the State of PA The		PA	ABCDEFGHIJK	ABCDEFGH
Insurance Company of the West		CA	BCDEFGHIJ	ABCDEFGH
Insurance Corporation of America		MI	CD	
Insurance Corporation of New York	The	NY	BCDEFGHIJ	ABCDEFGH
Integon Casualty Insurance Company		NC	B	E
Integon General Insurance Corporation		NC	ABC	E
Integon Indemnity Corporation		NC	ABC	E
Integon National Insurance Company		NC	ABCDEFG	ABCDEFGH
International Fidelity Insurance Company		NJ	G	
Intrepid Insurance Company		MI	BCEFGHI	ABCDEF
Iowa American Insurance Company		IA	BCDEFGH	ABCDEFGH
Ironshore Indemnity Inc		MN	BCDEFGHIJK	ABCDEFGH
Jefferson Insurance Company		NY	ABCEFGHIJK	ABCDEFGH
Kansas Bankers Surety Company		KS	CG	
Knightbrook Insurance Company		DE	ABCDEFGHIJK	ABCDEFGH
L M Insurance Corporation		IA	BCDEFGHIJ	ABCDEFGH

Laurier Indemnity Company	WI	BCDEFGHIJ	ABCDEF GH
Le Mars Insurance Company	IA	BCDEFGI	ABDEG
Leading Insurance Group Ins Co Ltd (US)	NY	BCDEFHI	ABCDEF GH
Lexon Insurance Company	TX	ABCDEF GHIJK	ABCDEF GH
Liberty Insurance Underwriters Inc	NY	BCDEFGHIJ	ABCDEF GH
Liberty Mutual Insurance Company	MA	ABCDEF GHIJKL	ABCDEF GHI
Liberty Personal Insurance Company	MI	BCEF HIL	ABCDEF GHI
Lincoln General Insurance Company	PA	ABCDEF GHIJK	ABCDEF GH
LM General Insurance Company	DE	ABCDEF GHIJK	ABCDEF GH
LM Personal Insurance Company	DE	ABCDEF GHIJK	ABCDEF GH
LM Property & Casualty Ins Co	IN	ABCDEF GHIJK	ABCDEF GH
Lone Star National Insurance Company	IN	BCDEF GHIJKL	ABCDEF GHI
Loya Insurance Company	TX	BCEFG HK	ABCDEF
Lyndon Property Insurance Company	MO	ABCDEF GHIJ	ABCDEF GH
Lyndon Southern Insurance Company	LA	ABCFG HIJ	ABDEF GH
Majestic Insurance Company	CA	CD	
Manufacturers Alliance Insurance Company	PA	BCDE	ADE
Mapfre Insurance Company	NJ	BCDEF GHIJK	ABCDEF GH
Markel American Insurance Company	VA	ABCEFG HIJKL	ABCDEF GHI
Maryland Casualty Company	MD	ABCDEF GHIJK	ABCDEF GH
Maryland Insurance Company	TX	BCDEF GHIJ	ABCDEF GH
Massachusetts Bay Insurance Company	NH	BCDEF GHIJ	ABCDEF GH
Max America Insurance Company	IN	ABCDEF GHIJK	ABCDEF GH
Maxum Casualty Insurance Company	DE	BCGHI	DE
MBIA Insurance Corporation	NY	GH	
Medical Liability Alliance	MO	ABCDEF GHIJKL	ABCDEF GHI
Medical Protective Company The	IN	ABCDEF GHIJ	ABCDEF GH
Medicus Insurance Company	TX	C	
Medmarc Casualty Insurance Company	VT	ABCDEF GHIJK	ABCDEF GH
MemberSelect Insurance Company	MI	BCEFG HIJL	ABCDEF GHI
Memic Indemnity Company	NH	CD	
Mendakota Insurance Company	MN	ABCDEF GHIJKL	ABCDEF GHI
Merastar Insurance Company	IN	ABCEFH IJ	ABCDEF GH
Meridian Security Insurance Company	IN	ABCDEF GHIJKL	ABCDEF GHI
Metropolitan Casualty Insurance Company	RI	ABCDEF GHIJK	ABCDEF GH
Metropolitan Direct Prop & Cas Ins Co	RI	ABCDEF GK	ABCDEF GH
Metropolitan General Insurance Company	RI	ABCDEF GHIJK	ABCDEF GH
Metropolitan Group Prop & Cas Ins Co	RI	ABCDEF GHIJK	ABCDEF GH
Metropolitan Property & Casualty Ins Co	RI	ABCDEF GHIJKL	ABCDEF GHI
MGA Insurance Company Inc	TX	BCEFG IJ	ABDEG

MGIC Assurance Corporation	WI	GHI	
MGIC Credit Assurance Corporation	WI	H	
MGIC Indemnity Corporation	WI	H	
MGIC Mortgage Reinsurance Corporation	WI	H	
MGIC Reinsurance Corporation	WI	H	
MGIC Residential Reinsurance Corporation	WI	H	
MHA Insurance Company	MI	CEGI	
MIC General Insurance Corporation	MI	ABCDEFGHJIJ	ABCDEFGH
MIC Property and Casualty Ins Corp	MI	ABCDEFGHJIJK	ABCDEFGH
Mid Century Insurance Company	CA	ABCDEFGHJIJ	ABCDEFGH
Mid Continent Casualty Company	OH	BCDEFGHJIJK	ABCDEFGH
Middlesex Insurance Company	WI	ABCDEFGHJIJK	ABCDEFGH
Midwest Employers Casualty Company	DE	ABCDEFGHJIJKL	ABCDEFGHI
Midwest Medical Insurance Company	MN	CI	
Midwestern Indemnity Company The	OH	BCDEFGHJIJK	ABCDEFGH
Milbank Insurance Company	SD	ABCDEFGHI	ABCDEFGH
Millers Classified Insurance Company	WI	ABCDEFGHJIJKL	ABCDEFGHI
Milwaukee Casualty Insurance Co	WI	ABCDEFGHJIJK	ABCDEFGH
Milwaukee Insurance Company	WI	ABCDEFGHJIJ	ABCDEFGH
Mitsui Sumitomo Insurance Co of America	NY	ABCDEFGHJIJ	ABCDEFGH
Mitsui Sumitomo Insurance USA Inc	NY	BCDEFGHIJ	ABCDEFGH
Monroe Guaranty Insurance Company	IN	BCDEFGHIJ	ABCDEFGH
Mortgage Guaranty Insurance Corporation	WI	H	
Motors Insurance Corporation	MI	BCDEFGHJIJK	ABCDEFGH
Munich Reinsurance America Inc	DE	ABCDEFGHJIJ	ABCDEFGH
Municipal and Infrastructure Assur Corp	NY	G	
National American Insurance Company	OK	ABCDEFGHJIJ	ABCDEFGH
National Building Material Assurance Co	IN	BCDEFGHJIJKL	ABCDEFGHI
National Casualty Company	WI	ABCEFGHJIJK	ABCDEFGH
National Continental Insurance Company	NY	BCEFH	ABCDEFGH
National Farmers Union Property & Cas Co	CO	ABCDEFGHJIJK	ABCDEFGH
National General Assurance Company	MO	BCFIJ	
National General Insurance Company	MO	BCDEFGHIJ	ABCDEFGH
National Indemnity Company	NE	ABCDEFGHJIJ	ABCDEFGH
National Insurance Company of WI Inc	WI	AHI	
National Interstate Insurance Company	OH	ABCDGHI	ABCDEFG
National Liability & Fire Ins Co	CT	ABCDEFGHJIJK	ABCDEFGH
National Reinsurance Corporation	DE	ABCDEFGHJIJK	ABCDEFGH
National Specialty Insurance Company	TX	BCEFGHIJ	ABCDEFGH
National Trust Insurance Company	TN	BCDEFGHIJ	ABCDEFGH

National Union Fire Insurance Co of Pitt	PA	ABCDEFGHIJK	ABCDEFGH
Nationwide Affinity Insurance Co of Am	OH	ABCDEFGHJIJ	ABCDEFGH
Nationwide Agribusiness Insurance Co	IA	ABCDEFGHJIJ	ABCDEFGH
Nationwide Assurance Company	WI	B	
Nationwide General Insurance Company	OH	BCEFHIJ	ABCDEFGH
Nationwide Insurance Company of America	WI	BCEFHIJ	ABCDEFGH
Nationwide Property & Casualty Ins Co	OH	ABCDEFGHIJK	ABCDEFGH
NAU Country Insurance Company	MN	ABCDEFGHIJKL	ABCDEFGHI
Navigators Insurance Company	NY	ABCDEFGHIJK	ABCDEFGH
NCMIC Insurance Company	IA	BCEFHIJ	ABCDEFGH
Netherlands Insurance Company The	NH	ABCDEFGHIJKL	ABCDEFGHI
New England Insurance Company	CT	ABCDEFGHIJK	ABCDEFGH
New England Reinsurance Corporation	CT	ABCDEFGHIJK	ABCDEFGH
New Hampshire Insurance Company	PA	ABCDEFGHJIJ	ABCDEFGH
New South Insurance Company	NC	BCEFGHIJ	ABDEFGH
New York Marine And General Ins Co	NY	CFHI	BD
Newark Insurance Company	NJ	BCDEIJ	ABCDEFGH
NGM Insurance Company	FL	EG	B
Norguard Insurance Company	PA	CD	
North American Elite Insurance Company	NH	ABCDEFGHIJK	ABCDEFGH
North American Specialty Insurance Co	NH	ABCDEFGHIJK	ABCDEFGH
North Pointe Insurance Company	MI	ABCDEFGHIJKL	ABCDEFGHI
North River Insurance Company The	NJ	ABCDEFGHIJK	ABCDEFGH
North Star Reinsurance Corporation	DE	ABCDEFGHIJK	ABCDEFGH
Northern Assurance Company of America	MA	ABCDEFGHJIJ	ABCDEFGH
Northern Insurance Company of New York	NY	ABCDEFGHIJK	ABCDEFGH
Northland Casualty Company	MN	BCEFGHIJK	ABCDEFGH
Northland Insurance Company	MN	BCEFGHIJKL	ABCDEFGH
Nova Casualty Company	NY	ABCDEFGHJIJ	ABDEFGH
Oak River Insurance Company	NE	BCDEFGHIJK	ABCDEFGH
Occidental Fire & Casualty Company of NC	NC	ABCDEFGHIJK	ABCDEFGH
Odyssey America Reinsurance Corporation	CT	ABCDEFGH	ABDEFG
OHIC Insurance Company	OH	ABCDEFGHJIJ	ABCDEFGH
Ohio Casualty Insurance Company The	OH	ABCDEFGHJIJ	ABCDEFGH
Ohio Indemnity Company	OH	BG	DE
Ohio Security Insurance Company	OH	BCDEFGHIJ	ABCDEFGH
Old Reliable Casualty Company	MO	ABCEFHIJK	ABCDEFGH
Old Republic Insurance Company	PA	ABCDEFGHJIJ	ABCDEFGH
Old Republic Security Assurance Company	AZ	ABCEFHIJ	ABCDEGH
Old Republic Surety Company	WI	G	

Old United Casualty Company	KS	BCG	DE
OneBeacon America Insurance Company	MA	ABCDEFGHGIJK	ABCDEFGH
OneBeacon Insurance Company	PA	ABCDEFGHGIJK	ABCDEFGH
Onebeacon Midwest Insurance Company	WI	ABCDEFGHGIJ	ABCDEFGH
Owners Insurance Company	OH	BCDEFGHIJK	ABCDEFGH
Pacific Employers Insurance Company	PA	ABCDEFGHGIJK	ABCDEFGH
Pacific Indemnity Company	WI	ABCDEFGHGIJ	ABCDEFGH
Pacific Specialty Insurance Company	CA	BCEFHIJKL	ABCDEFGHI
Pacific Star Insurance Company	WI	ABCEFGHIJK	ABCDEFGH
Paris Re America Insurance Company	DE	ABCDEFGHGIJ	ABCDEFGH
Partner Reinsurance Company of the US	NY	ABCDEFGHGIJK	ABCDEFGH
PartnerRe Insurance Company of New York	NY	ABCDEFGHGIJ	ABCDEFGH
Pathfinder Insurance Company	CO	BC	E
Patriot General Insurance Company	WI	ABCDEFGHGIJ	ABCDEFGH
Peachtree Casualty Insurance Company	FL	B	E
Peerless Insurance Company	NH	ABCDEFGHGIJK	ABCDEFGH
Penn America Insurance Company	PA	ABCEFHJ	ABCDEFGH
Penn Millers Insurance Company	PA	BCDEFGHJ	ABCDEFGH
Pennsylvania General Insurance Company	PA	ABCDEFGHGIJ	ABCDEFGH
Pennsylvania Manufacturers Assn Ins Co	PA	ABCDEFGHGIJ	ABCDEFGH
Pennsylvania Manufacturers Indemnity Co	PA	BCDE	ADE
Permanent General Assurance Corp of OH	OH	BC	E
Permanent General Assurance Corporation	TN	BCDEFGHIJK	ABCDEFGH
Petroleum Casualty Company	TX	BCDEFGHIJK	
Philadelphia Indemnity Insurance Company	PA	ABCEFGHIJ	ABCDEFGH
Phoenix Insurance Company The	CT	ABCDEFGHGIJK	ABCDEFGH
Physicians Insurance Company of WI Inc	WI	CEFHIJ	ABCDEFGH
Plan's Liability Insurance Company	OH	CG	
Platinum Underwriters Reinsurance Inc	MD	ABCDEFGHGIJK	ABCDEFGH
Platte River Insurance Company	NE	ABCDEFGHGIJKL	ABCDEFGHI
Plaza Insurance Company	MO	BCDEFGHIJ	ABCDEFGHI
PMA Capital Insurance Company	PA	ABCDEFGHGIJK	ABCDEFGHI
PMI Mortgage Insurance Co	AZ	H	
PMI Insurance Co	AZ	H	
Pre Paid Legal Casualty Inc	OK		I
Preferred Professional Insurance Company	NE	BCDEFH	ABCEFGH
Princeton Insurance Company	NJ	ACDEFGHIJKL	ABCDEFGHI
ProCentury Insurance Company	TX	BCEFGHIJK	ABCDEFGH
Producers Agriculture Insurance Company	TX		ABFGH
Professional Liability Ins Co of America	NY	BCEFGH	ABCDEFGH

Professional Solutions Insurance Company	IA	CEFL	ABF
Professionals Advocate Insurance Company	MD	ABCDEFGHJIJ	ABCDEFGH
Professionals Direct Insurance Company	MI	C	
Progressive Advanced Insurance Company	OH	BCEFHIJ	ABCDEFGH
Progressive American Insurance Company	FL	BCEFGHI	ABCDEFG
Progressive Casualty Insurance Company	OH	ABCEFGHIJL	ABCDEFGH
Progressive Commercial Casualty Company	OH	BC	DE
Progressive Direct Insurance Company	OH	BCEFGHIK	ABCDEFG
Progressive Max Insurance Company	OH	BCEFGI	ABCDEFG
Progressive Northern Insurance Company	WI	BCEFGHIJK	ABCDEFGH
Progressive Premier Ins Co of Illinois	OH	ABCEFGHIJKL	ABCDEFGHI
Progressive Specialty Insurance Company	OH	BCEFGHI	ABCDEFG
Progressive Universal Ins Co	WI	ABCEFGHIJKL	ABCDEFGHI
Pronational Insurance Company	MI	ABCDEFGHJIJL	ABCDEFGHI
Property & Casualty Ins Co of Hartford	IN	ABCDEFGHJIJK	ABCDEFGH
Property-Owners Insurance Company	IN	BCDEFGHIJK	ABCDEFGH
Protective Insurance Company	IN	ABCDEFGHJIJK	ABCDEFGH
Providence Washington Insurance Company	RI	BCDEFGHIJ	ABCDEFGH
Putnam Reinsurance Company	NY	ABCDEFGHJIJK	ABCDEFGH
Pxre Reinsurance Company	CT	ABCDEFGHJIJKL	ABCDEFGHI
QBE Insurance Corporation	PA	ABCDEFGHJIJKL	ABCDEFGH
QBE Reinsurance Corporation	PA	ABCDEFGHJIJK	ABCDEFGH
Quanta Indemnity Company	CO	ABCDEFGHJIJK	ABCDEFGH
R & Q Reinsurance Company	PA	ABCDEFGHJIJK	ABCDEFGH
R V I America Insurance Company	CT		G
R V I National Insurance Company	CT	AG	G
Radian Asset Assurance Inc	NY	GH	
Radian Guaranty Inc	PA	H	
Rampart Insurance Company	NY	ABCDEFGHJK	ABDEFG
Redland Insurance Company	NJ	ABCDEFGHJIJKL	ABCDEFGHI
Regent Insurance Company	WI	ABCDEFGHJIJK	ABCDEFGH
Republic Franklin Insurance Company	OH	BCDEFGHIJKL	ABCDEFGHI
Republic Indemnity Company of America	CA	BCDEFGHIJ	ABCDEF
Republic Indemnity Company of California	CA	BCDEFGHIJ	ABCDEF
Republic Mortgage Insurance Co of FI	FL	H	
Republic Mortgage Insurance Company	NC	H	
Republic Western Insurance Company	AZ	ABCDEFGHJIJK	ABCDEFGH
Response Insurance Company	CT	ABCDEFGHJIJK	ABCDEFGH
Response Worldwide Direct Auto Ins Co	CT	ABCEFHJL	ABCDEFGHI
Riverport Insurance Company	MN	ABCDEFGHJIJKL	ABCDEFGHI

Rockwood Casualty Insurance Company	PA	BCDEFGHI	ABDEFGH
RSUI Indemnity Company	NH	CFHI	ABDF
Rural Community Insurance Company	MN	BCDEFHIJK	ABCDEFGH
Safe Auto Insurance Company	OH	B	E
Safeco Insurance Company of America	WA	BCDEFGHIJK	ABCDEFGH
Safeco Insurance Company of IN	IN	BCEFHIJK	ABCDEFGH
Safeco National Insurance Company	MO	BCDEFGHIJK	ABCDEFGH
Safety National Casualty Corporation	MO	BCDEFGHIJ	ABCDEFGH
Safeway Direct Insurance Company	CA	B	
Safeway Insurance Company of Georgia	GA	B	
Safeway Insurance Company of Louisiana	LA	B	
Sagamore Insurance Company	IN	ABCDEFGHGIJK	ABCDEFGH
San Francisco Reinsurance Company	CA	ABCDEFGHGIJK	ABCDEFGH
Savers Property & Casualty Ins Co	MO	ABCEFGHI	ABCDEF
Scor Reinsurance Company	NY	ABCDEFGHGIJK	ABCDFGH
Scottsdale Indemnity Company	OH	BCEFGHIJ	ABCDEFGH
Seaboard Surety Company	NY	ABCDEFGHGIJ	ABCDEFGH
Seaton Insurance Company	RI	ABCDEFGHGIJ	ABCDEFGH
Seaworthy Insurance Company	MD		D
Secura Supreme Insurance Company	WI	BCDEFGHIJK	ABCDEFGH
Securian Casualty Company	MN	BCEFGHIJ	ABCDEFGH
Security National Insurance Company	TX	ABCDEFGHGIJK	ABCDEFGH
Select Insurance Company	TX	ABCDEFGHGIJK	ABCDEFGH
Selective Insurance Company of America	NJ	ABCDEFGHGIJKL	ABCDEFGHI
Selective Insurance Company of SC	IN	ABCDEFGHGIJKL	ABCDEFGHI
Selective Insurance Company of The SE	IN	ABCDEFGHGIJKL	ABCDEFGHI
Seneca Insurance Company Inc	NY	BCDEFGHIJ	ABCDEFGH
Sentinel Insurance Company Ltd	CT	BCDEFGHIJL	ABCDEFGHI
Sentry Casualty Company	WI	ABCDEFGHGIJK	ABCDEFGH
Sentry Select Insurance Company	WI	ABCDEFGHGIJK	ABCDEFGH
Sequoia Indemnity Company	NV	ABCDEFGHGIJK	ABCDEFGH
Sequoia Insurance Company	CA	BCDEFGHIJK	ABCDEFGH
Service Insurance Company	FL	B	
Shelby Casualty Insurance Company	TX	ABCDEFGHGIJKL	ABCDEFGHI
Shelby Insurance Company The	TX	ABCDEFGHGIJKL	ABCDEFGHI
Shelter General Insurance Company	MO	ABCEFGHIJ	ABCDEFGH
Sompo Japan Fire & Marine Ins Co of Am	NY	ABCDEFGHGIJKL	ABCDEFGHI
Sompo Japan Insurance Company of America	NY	BCDEFGHIJK	ABCDEFGH
Southern General Insurance Company	GA	B	
Southern Insurance Company	TX	BCEFGHIJ	ABCDEFGH

Southwest Marine & General Insurance Co	AZ	G	
Sparta Insurance Company	CT	ABCDEFGHJIJ	ABCDEFGH
St Paul Fire & Marine Insurance Company	MN	ABCDEFGHJIJ	ABCDEFGH
St Paul Guardian Insurance Company	MN	ABCDEFGHJIJK	ABCDEFGH
St Paul Medical Liability Ins Co	MN	BCDEFGHIJKL	ABCDEFGHI
St Paul Mercury Insurance Company	MN	ABCDEFGHJIJ	ABCDEFGH
Standard Fire Insurance Company The	CT	ABCDEFGHJIJ	ABCDEFGH
Standard Guaranty Insurance Company	DE	ABCFEHIJ	ABCDEFGH
Star Insurance Company	MI	ABCDEFGHJIJKL	ABCDEFGHI
Starnet Insurance Company	DE	ABCDEFGHJIJKL	ABCDEFGH
Starr Indemnity & Liability Company	TX	ABCDEFGHJIJK	ABCDEFGH
State Auto Ins Co of WI	WI	ABCFEHIJ	ABEFGH
State Auto National Insurance Company	OH	ABCFEFGHI	ABDEFGH
State Auto Prop and Cas Ins Co	IA	BCDEFGHIJK	ABCDEFGH
State Farm Florida Insurance Company	FL	C	ABCD
State National Insurance Company Inc	TX	ABCDEFGHJIJKL	ABCDEFGHI
Stonebridge Casualty Insurance Company	OH	ABCDEFGHJIJK	ABCDEFGH
Stonewall Insurance Company	RI	BCFEHIJ	ABCDEFGH
Stonington Insurance Company	TX	ABCDEFGHJIJKL	ABCDEFGH
Stratford Insurance Company	NH	BCEI	ADE
Strathmore Insurance Company	NY	BCDEFGHIJ	ABCFEFGH
Suecia Insurance Company	NY	ABCDEFGHJIJK	ABCDEFGH
Superior Insurance Company	FL	BC	AEF
Suretec Insurance Company	TX	G	
Surety Bonding Company of America	SD	CG	
Swiss Reinsurance America Corporation	NY	ABCDEFGHJIJ	ABCDEFGH
Syncora Guarantee Inc	NY	GHI	DE
T H E Insurance Company	LA	BCDEFGHIJ	ABCDEFGH
Technology Insurance Company	NH	BCD	DE
TIG Indemnity Company	CA	ABCDEFGHJIJK	ABCDEFGH
TIG Insurance Company	CA	ABCDEFGHJIJK	ABCDEFGH
Titan Indemnity Company	TX	BCDEFGHIJ	ABCDEFGH
TNUS Insurance Company	NY	ABCDEFGHJIJ	ABCDEFGH
TOA Reinsurance Company of America The	DE	ABCDEFGHJIJK	ABCDEFGH
Tower Insurance Company of New York	NY	BCDEFGHIJ	ABCDEFGH
Tower National Insurance Company	MA	ABCDEFGHJIJ	ABCDEFGH
Toyota Motor Insurance Company	IA	BCDEFGHIJK	ABCDEFGHI
Traders & General Insurance Company	TX	BCDEFGHIJ	ABCDEFG
Trans Pacific Insurance Company	NY	ABCDEFGHJIJ	ABCDEFGH
Transatlantic Reinsurance Company	NY	ABCDEFGHJIJ	ABCDEFGH

Travco Insurance Company	CT	BCEFHIJ	ABCDEFGH
Travelers Casualty And Surety Co of Am	CT	ABCDEFGHJIJ	ABCDEFGH
Travelers Casualty and Surety Company	CT	ABCDEFGHJIJ	ABCDEFGH
Travelers Casualty Company of CT	CT	BCDEFGHIK	ABCDEFG
Travelers Casualty Insurance Co of Amer	CT	ABCDEFGHJIJK	ABCDEFGH
Travelers Commercial Casualty Company	CT	ABCDEFGHJIJKL	ABCDEFGHI
Travelers Commercial Insurance Company	CT	BCDEFGHIJK	ABCDEFGH
Travelers Home and Marine Ins Co The	CT	BCEFHIJ	ABCDEFGH
Travelers Indemnity Company The	CT	ABCDEFGHJIJK	ABCDEFGH
Travelers Indemnity Company of Am The	CT	ABCDEFGHJIJK	ABCDEFGH
Travelers Indemnity Company of CT The	CT	ABCDEFGHJIJK	ABCDEFGH
Travelers Personal Insurance Company	CT	BCEFGHIJ	ABCDEFGH
Travelers Personal Security Insurance Co	CT	BCEFGHIJ	ABCDEFGH
Travelers Property Casualty Co of Amer	CT	ABCDEFGHJIJK	ABCDEFGH
Travelers Property Casualty Ins Co	CT	BCEFHIJ	ABCDEFGH
Trenwick America Reinsurance Corporation	CT	ABCDEFGHJIJK	ABCDEFGH
Tri State Insurance Company of Minnesota	MN	ABCDEFGHJIJK	ABCDEFGH
Triangle Insurance Company Inc	OK	BCDEFGHIJ	ABCDEFGH
Trinity Universal Ins Co of Kansas Inc	KS	ABCDEFGHJIJK	ABCDEFGH
Trinity Universal Insurance Company	TX	ABCDEFGHJIJ	ABCDEFGH
Triton Insurance Company	TX	AH	EFG
Triumphe Casualty Company	PA	ABCEFGHIJK	ABCDEFGH
Trumbull Insurance Company	CT	ABCDEFGHJIJK	ABCDEFGH
Trustgard Insurance Company	OH	BCDEFGHIJK	ABCDEFGH
Twin City Fire Insurance Company	IN	ABCDEFGHJIJK	ABCDEFGH
U S Specialty Insurance Company	TX	ABCDEFGHJIJ	ABCDEFGH
Ullico Casualty Company	DE	ABCDEFGHJIJ	ABCDEFGH
Underwriter for the Professions Ins Co	CO	C	
Unigard Indemnity Company	WA	BCDEFGHIJK	ABCDEFGH
Unigard Insurance Company	WA	BCDEFGHIJ	ABCDEFGH
Union Insurance Company	IA	ABCDEFGHJIJK	ABCDEFGH
Union Standard Insurance Company	OK	ABCDEFGHJIJK	ABCDEFGH
Unione Italiana Reinsurance Co of Am Inc	NY	ABCDEFGHJIJK	ABCDEFGH
United Automobile Insurance Company	FL	B	E
United Financial Casualty Company	OH	BCEFGH	ABCDEF
United Fire & Casualty Company	IA	BCDEFGHIJ	ABCDEFGH
United Fire & Indemnity Company	TX	BCEFHI	ABCDEFGH
United Guaranty Commercial Ins Co of Nc	NC	H	
United Guaranty Credit Insurance Company	NC	H	
United Guaranty Residential Ins Co of NC	NC	H	

United Guaranty Residential Ins Co	NC	H	
United National Casualty Insurance Co	IN	ABCDEFGHIJKL	ABCDEFGH
United National Specialty Ins Co	WI	ABCDEFGHIJKL	ABCDEFGH
United Security Insurance Company	CO	BCDEFGHIJ	ABCDEFGH
United States Fidelity & Guaranty Co	MD	ABCDEFGHIJ	ABCDEFGH
United States Fire Insurance Company	DE	ABCDEFGHIJ	ABCDEFGH
United States Liability Insurance Co	PA	BCDEFGHIJ	ABCDEFGH
United Wisconsin Insurance Company	WI	ACD	
Unitrin Auto and Home Ins Co	NY	ABCDEFGHIJ	ABCDEFGH
Unitrin Preferred Insurance Company	NY	ABCDEFGHIJK	ABCDEFGH
Unitrin Safeguard Insurance Company	WI	ABCDEFGHIJK	ABCDEFGH
Universal Fire & Cas Ins Co	IN	ABCDEFGHIJKL	ABCDEFGH
Universal Surety Company	NE	G	
Universal Underwriters Insurance Company	KS	ABCDEFGH	ABCDEFGH
Universal Underwriters of Texas Ins Co	TX	ABCDEFHIJ	ABCDEFGH
Upper Hudson National Insurance Company	NY	BCEFGHL	ABCDEFGH
Us International Reinsurance Company	NH	ABCDEFGHIJK	ABCDEFGH
USAA Casualty Insurance Company	TX	BCEFHIJ	ABCDEFGH
USAA General Indemnity Company	TX	BCEFHIJ	ABCDEFGH
USAgencies Direct Insurance Company	NY	BCDEFHIJKL	DEFGH
Valiant Insurance Company	DE	ABCEFGHIJKL	ABCDEFGH
Valley Forge Insurance Company	PA	ABCDEFGHIJ	ABCDEFGH
Vanliner Insurance Company	MO	BCDEFGHIJ	ABCDEFGH
Vantapro Specialty Insurance Company	AR	ABCDEFGHIJK	ABCDEFGH
Verlan Fire Insurance Company	MD	H	ABCDF
Verex Assurance Inc	WI	H	
Vesta Fire Insurance Corporation	TX	ABCDEFGHIJKL	ABCDEFGH
Vesta Insurance Corporation	TX	ABCDEFGHIJKL	ABCDEFGH
Victoria Automobile Insurance Company	IN	AB	DE
Victoria Fire & Casualty Company	OH	ABCFH	ABCDEF
Victoria Insurance Company	TX	ACEFGHIJL	ABCDFGHI
Victoria Select Insurance Company	OH	AB	DE
Vigilant Insurance Company	NY	ABCDEFGHIJ	ABCDEFGH
Viking Insurance Company of Wisconsin	WI	BCDEFGHIJ	ABCDEFGH
Vision Service Plan Insurance Company	CT	A	
Wadena Insurance Company	IA	BCDEFGHIJ	ABCDEFGH
Warner Insurance Company	CT	ABCDEFGHIJKL	ABCDEFGH
Washington International Insurance Co	NH	ABCDEFGHIJK	ABCDEFGH
Wausau Business Insurance Company	WI	ABCDEFGHIJKL	ABCDEFGH
Wausau General Insurance Company	WI	ABCDEFGHIJK	ABCDEFGH

Wausau Underwriters Insurance Company	WI	ABCDEFGHJIJ	ABCDEFGH
Wesco Insurance Company	DE	ABCDEFGHJIJK	ABCDEFGH
West American Insurance Company	IN	BCDEFGHIJ	ABCDEFGH
Westchester Fire Insurance Company	NY	ABCDEFGHJIJ	ABCDEFGH
Western Agricultural Insurance Co	IA	C	ABFGH
Western General Insurance Company	CA	BCHI	DEG
Western Insurance Company	NV	G	
Western Surety Company	SD	CG	
Westfield Insurance Company	OH	ABCDEFGHJIJ	ABCDEFGH
Westfield National Insurance Company	OH	ABCDEFGHJIJK	ABCDEFGH
Westport Insurance Corporation	MO	ABCDEFGHJIJ	ABCDEFGH
White Mountains Reinsurance Co of Amer	NY	ABCDEFGHJIJK	ABCDEFGH
Williamsburg National Insurance Company	MI	BCDEFGHJIJK	ABCDEFGH
Work First Casualty Company	DE	ADGIK	DFG
Workmens Auto Insurance Company	CA	BCEFHI	ABDEFG
X L Insurance Company of New York Inc	NY	BCDEFGHJIJK	ABCDEFGH
XL Insurance America Inc	DE	ABCDEFGHJIJ	ABCDEFGH
XL Reinsurance America Inc	NY	BCDEFGHJIJK	ABCDEFGH
XL Specialty Insurance Company	DE	ABCDEFGHJIJK	ABCDEFGH
York Insurance Company	RI	ABCDEFGHJIJ	ABCDEFGH
Yosemite Insurance Company	IN	ABCEFGHJIJK	ABCDEFGH
Young America Insurance Company	TX	BCEFHIJ	ABCDEFGH
Zale Indemnity Company	TX	ABCEFGHIJ	ABCDEFGH
Zenith Insurance Company	CA	CD	
Zurich American Insurance Company	NY	ABCDEFGHJIJ	ABCDEFGH

FOREIGN MUTUAL

COMPANY NAME	STATE OF DOMESTILE	CLASS 2 AUTHORITY	CLASS 3 AUTHORITY
Acuity A Mutual Insurance Company	WI	BCDEFGHJIJK	ABCDEFGH
American Business & Personal Ins Mut Inc	DE	ABCDEFGHJIJK	ABCDEFGH
American Family Mutual Insurance Company	WI	ABCDEFGHJIJ	ABCDEFGH
American Hardware Mutual Insurance Co	OH	ABCDEFGHJIJ	ABCDEFGH
Amerisure Mutual Insurance Company	MI	ABCDEFGHJIJ	ABCDEFGH
Amica Mutual Insurance Company	RI	BCEFHIJ	ABCDEFGH
Atlantic Mutual Insurance Company	NY	ABCDEFGHJIJL	ABCDEFGH
Austin Mutual Insurance Company	MN	BCEFHIJ	ABCDEFGH
Auto Owners Insurance Company	MI	ABCDEFGHJIJ	ABCDEFGH
Badger Mutual Insurance Company	WI	BCDEFHIJ	ABCDEFGH
Bar Plan Mutual Insurance Company The	MO	CG	

Brotherhood Mutual Insurance Company	IN	ABCDEFGHGIJK	ABCDEFGH
Buckeye State Mutual Insurance Company	OH	BCEFHIJ	ABCDEFGH
Cambridge Mutual Fire Insurance Company	MA	BCEFGHIJ	ABCDEFGH
Cameron Mutual Insurance Company	MO	BCEFGHIJK	ABCDEFGH
Camico Mutual Insurance Company	CA	C	
Central Mutual Insurance Company	OH	BCDEFGHIJ	ABCDEFGH
Church Mutual Insurance Company	WI	ABCDEFGHGIJK	ABCDEFGH
Columbia Mutual Insurance Company	MO	ABCEFGHIJK	ABCDEFGH
Cooperative Mutual Insurance Company	NE	BCDEFGHI	ABDEG
Donegal Mutual Insurance Company	PA	ABCDEFGHGIJKL	ABCDEFGHI
Employers Mutual Casualty Company	IA	ABCDEFGHGIJK	ABCDEFGH
Factory Mutual Insurance Company	RI	CEFGHIJK	ABCDEFGH
Farmers Alliance Mutual Insurance Co	KS	CEFHIJ	ABCDEFGH
Farmers Mutual Hail Insurance Co of IA	IA	A	ABCDEFGH
Farmers Mutual Insurance Company of NE	NE	BCDEFGHI	ABCDEF
Farmland Mutual Insurance Company	IA	ABCDEFGHGIJ	ABCDEFGH
Federated Mutual Insurance Company	MN	ABCDEFGHGIJ	ABCDEFGH
Frankenmuth Mutual Insurance Company	MI	BCDEFGHIJ	ABCDEFGH
Goodville Mutual Casualty Company	PA	BCEFHIJ	ABCDEFGH
Grain Dealers Mutual Insurance Company	IN	BCDEFGH	ABCDEFGH
Grange Mutual Casualty Company	OH	BCDEFGHIJK	ABCDEFGH
Graphic Arts Mutual Insurance Company	NY	BCDEFGHIJ	ABCDEFGH
Greater New York Mutual Insurance Co	NY	ABCDEFGHGIJ	ABCDEFGH
Grinnell Mutual Reinsurance Company	IA	ABCDEFGHGIJK	ABCDEFGH
GuideOne Mutual Insurance Company	IA	ABCDEFGHGIJ	ABCDEFGH
GuideOne Specialty Mutual Insurance Co	IA	BCEFGHIJKL	ABCDEFGHI
Harleysville Mutual Insurance Company	PA	BCDEFGHIJK	ABCDEFGH
Hastings Mutual Insurance Company	MI	BCDEFHIJK	ABCDEFGH
Housing Authority Prop Ins, A Mut Co	VT	BCDEFGHIJ	ABCDEFGH
Indiana Lumbermens Mutual Insurance Co	IN	BCDEFGHIJK	ABCDEFGH
Inland Mutual Insurance Company	WV		ABCDEFGH
Integrity Mutual Insurance Company	WI	BCDEFGHIJKL	ABCDEFGHI
Iowa Mutual Insurance Company	IA	BCDEFGHIJ	ABCDEFGH
Jewelers Mutual Insurance Company	WI	CEFGHIJ	ABCDEFGH
Liberty Mutual Fire Insurance Company	WI	ABCDEFGHGIJ	ABCDEFGH
Lightning Rod Mutual Insurance Company	OH	BCDEFGHIJKL	ABCDEFGHI
Medical Assurance Company Inc The	AL	ACDG	
Medmarc Mutual Insurance Company	VT	C	
Merchants Bonding Company (Mutual)	IA	CG	
Meridian Citizens Mutual Insurance Co	IN	ABCDEFGHGIJKL	ABCDEFGHI

Merrimack Mutual Fire Insurance Company	MA	BCEFGHIJ	ABCDEFGH
Michigan Commercial Insurance Mutual	MI	CD	
Michigan Millers Mutual Insurance Co	MI	BCDEFGHIJ	ABCDEFGH
Middlesex Mutual Assurance Company	CT	BCDEFGHIJ	ABCDEFGH
Midwest Family Mutual Insurance Company	MN	ABCDEFGHIIJKL	ABCDEFGHI
Minnesota Lawyers Mutual Ins Co	MN	C	
Nationwide Mutual Fire Insurance Company	OH	ABCDEFGHIIJK	ABCDEFGH
Nationwide Mutual Insurance Company	OH	ABCDEFGHIIJK	ABCDEFGH
Ohio Farmers Insurance Company	OH	ABCDEFGHIIJ	ABCDEFGH
Pennsylvania Lumbermens Mutual Ins Co	PA	ABCDEFGHIIJ	ABCDEFGH
Pennsylvania National Mutual Cas Ins Co	PA	ABCDEFGHIIJ	ABCDEFGH
Pharmacists Mutual Insurance Company	IA	ABCDEFGHIIJ	ABCDEFGH
Public Service Mutual Insurance Company	NY	BCDEFGHIIJK	ABCDEFGH
Rural Mutual Insurance Company	WI	C	
Secura Insurance A Mutual Company	WI	BCDEFGHIJ	ABCDEFGH
Sentry Insurance A Mutual Company	WI	ABCDEFGHIIJK	ABCDEFGH
SFM Mutual Insurance Company	MN	CD	
Shelter Mutual Insurance Company	MO	ABCEFGHIJ	ABCDEFGH
Society Insurance A Mutual Company	WI	BCDEFGHIJ	ABCDEFGH
State Automobile Mutual Insurance Co	OH	ABCDEFGHIIJK	ABCDEFGH
Utica Mutual Insurance Company	NY	BCDEFGHIIJK	ABCDEFGH
West Bend Mutual Insurance Company	WI	BCDEFGHIJ	ABCDEFGH
Western Reserve Mutual Casualty Company	OH	BCEFGHIIJKL	ABCDEFGHI

FOREIGN INTER-INSURANCE EXCHANGE

COMPANY NAME	STATE OF DOMESTILE	CLASS 2 AUTHORITY	CLASS 3 AUTHORITY
Armed Forces Insurance Exchange	KS	BCEFHI	ABCDEFGH
Auto Club Insurance Association	MI	BCEFGHIJL	ABCDEFGHI
Automobile Club Interinsurance Exchange	MO	BCEFHIJ	
California Casualty Ind Exchange	CA	ABCEFHIJ	ABCDEFGH
Dakota Truck Underwriters	SD	ABCDEIJKL	DE
Doctors' Company The	CA	ABCDEFGHIIJKL	ABCDEFGHI
Erie Insurance Exchange	PA	BCDEFGHIJ	ABCDEFGH
Farmers Insurance Exchange	CA	ABCDEFGHIIJ	ABCDEFGH
Federated Rural Electric Ins Exch	KS	ABCDEFGHIIJK	ABDEFGH
Fire Insurance Exchange	CA	CEFGHIJ	ABCDEFGH
Houston General Insurance Exchange	TX	BCEFHIJK	ABCDEFGH
Lumbermens Underwriting Alliance	MO	BCDEFGHIJ	ABCDEFGH
MutualAid eXchange	KS	ABCDEFGHIIJKL	ABCDEFGHI

National Fire & Indemnity Exchange	MO	CEFGHIJ	ABCDEFGH
National Lloyds Insurance Company	TX	CEFGHK	ABDFG
Truck Insurance Exchange	CA	ABCDEFGHJIJ	ABCDEFGH
United Services Automobile Association	TX	BCEFHIJ	ABCDEFGH

ALIEN STOCK

COMPANY NAME	STATE OF DOMESTILE	CLASS 2 AUTHORITY	CLASS 3 AUTHORITY
Generali - U S Branch	Rome, Italy Cologne, Federal Republic of	ABCDEFGHIJK	ABCDEFGH
Global Reinsurance Corporation	Germany Seoul, South Korea	ABCDEFGHIJK	ABCDEFGH
Hyundai Marine & Fire Ins Co, Ltd (US)	Tokyo, Japan	BCDEFHIJ	ABCDEFGH
Nipponkoa Insurance Company Ltd (U S Br	Tokyo, Japan	ABCDEFGHIJ	ABCDEFGH
Tokio Marine & Nichido Fire Ins Co Ltd	Tokyo, Japan	ABCDEFGHIJK	ABCDEFGH

ALIEN LLOYDS

Underwriters at Lloyds London	London, England	ABCDEFGHIJKL	ABCDEFGHI
-------------------------------	-----------------	--------------	-----------

**DOMESTIC CAPTIVES /
RISK RETENTION GROUPS**

OMS National Insurance Company, RRG	IL	C
-------------------------------------	----	---

ILLINOIS INSURANCE EXCHANGE

INEX Insurance Exchange	IL	ABCDEFGHIJKL	ABCDEFGHI
-------------------------	----	--------------	-----------

**Life and Health Insurance Companies
Domestic Legal Reserve**

COMPANY NAME	STATE OF DOMESTILE	CLASS 1 AUTHORITY
Allegiance Life Insurance Company	IL	AB
Allstate Assurance Company	IL	A
Allstate Life Insurance Company	IL	ABC
Amalgamated Life & Health Insurance Co	IL	AB
American General Assurance Company	IL	AB
American Specialty Health Insurance Co	IL	AB
Bankers Life & Casualty Company	IL	ABC
BCS Life Insurance Company	IL	AB
Celtic Insurance Company	IL	AB
Charter National Life Insurance Company	IL	AB
Columbian Life Insurance Company	IL	ABC
Combined Insurance Company of America	IL	AB
Concert Health Plan Insurance Company	IL	AB
Conseco Insurance Company	IL	AB
Continental Assurance Company	IL	AB
Country Investors Life Assurance Company	IL	ABC
Country Life Insurance Company	IL	AB
Destiny Health Insurance Company	IL	AB
Fidelity Life Assoc A Legal Reserve Life	IL	AB
First Commonwealth Insurance Company	IL	AB
Fort Dearborn Life Insurance Company	IL	AB
Hcsc Insurance Services Company	IL	AB
Health Alliance Medical Plans Inc	IL	B
Horace Mann Life Insurance Company	IL	AB
Humana Benefit Plan of Illinois Inc	IL	B
Kemper Investors Life Insurance Company	IL	AB
Life Assurance Company of America	IL	A
Lincoln Heritage Life Insurance Company	IL	AB
Manhattan National Life Insurance Co	IL	AB
MTL Insurance Company	IL	AB
Old Republic Life Insurance Company	IL	AB
Pekin Life Insurance Company	IL	AB
Personalcare Insurance of Illinois Inc	IL	B
Physicians Benefits Trust Life Ins Co	IL	AB
Professional Life & Casualty Company	IL	AB

Reliance Standard Life Insurance Company	IL	AB
Resource Life Insurance Company	IL	AB
Rightchoice Insurance Company	IL	AB
State Farm Annuity & Life Insurance Co	IL	AB
State Farm Life & Accident Assurance Co	IL	AB
State Farm Life Insurance Company	IL	AB
Sterling Life Insurance Company	IL	AB
Truassure Insurance Company	IL	AB
Trustmark Insurance Company	IL	AB
Trustmark Life Insurance Company	IL	AB
Unicare Health Insurance Co of The Mw	IL	ABC
Union Fidelity Life Insurance Company	IL	AB
United Insurance Company of America	IL	AB
United National Life Insurance Co of Am	IL	AB
United Security Life And Health Ins Co	IL	AB
UnitedHealthcare Ins Co of River Valley	IL	B
UnitedHealthcare Insurance Company of IL	IL	AB
Washington National Insurance Company	IL	AB
Wellcare Health Insurance of Il Inc	IL	AB
XL Life Insurance & Annuity Company	IL	AB
Employees Life Company Mutual	IL	AB
Federal Life Insurance Company Mutual	IL	AB
Guarantee Trust Life Insurance Company	IL	AB
Health Care Service Corp Mut Leg Res Co	IL	B
Illinois Mutual Life Insurance Company	IL	AB

Foreign Legal Reserve

COMPANY NAME	STATE OF DOMESTILE	CLASS 1 AUTHORITY
5 Star Life Insurance Company	LA	AB
AAA Life Insurance Company	MI	AB
Acacia Life Insurance Company	DC	AB
Accendo Insurance Company	UT	AB
Ace Life Insurance Company	CT	AB
Admiral Life Insurance Company of Am	AZ	AB
Aetna Health & Life Insurance Company	CT	AB
Aetna Health Insurance Company	PA	AB
Aetna Life Insurance Company	CT	AB
AGL Life Assurance Company	PA	AB

AIG Annuity Insurance Company	TX	AB
AIG Life Insurance Company	DE	AB
AIG SunAmerica Life Assurance Company	AZ	AB
Allianz Life And Annuity Company	MN	A
Allianz Life Insurance Company NY	NY	AB
Allianz Life Insurance Company of N A	MN	AB
Allstate Life Insurance Company of Ny	NY	AB
Alta Health & Life Insurance Company	IN	AB
Amalgamated Life Insurance Company	NY	AB
American Amicable Life Ins Co of TX	TX	AB
American Bankers Life Assurance Co of Fl	FL	AB
American Capitol Insurance Company	TX	A
American Continental Insurance Company	TN	AB
American Creditors Life Insurance Co	DE	AB
American Equity Investment Life Ins Co	IA	AB
American Family Life Assr Co of Columbus	NE	AB
American Family Life Insurance Company	WI	A
American Fidelity Assurance Company	OK	AB
American Fidelity Life Insurance Company	FL	AB
American General Life & Accident Ins Co	TN	AB
American General Life Insurance Company	TX	AB
American Health & Life Insurance Company	TX	AB
American Heritage Life Insurance Company	FL	AB
American Income Life Insurance Company	IN	AB
American International Life Assr Co Ny	NY	AB
American Investors Life Insurance Co Inc	KS	AB
American Labor Life Insurance Company	AZ	AB
American Maturity Life Insurance Company	CT	AB
American Medical And Life Insurance Co	NY	AB
American Medical Security Life Ins Co	WI	AB
American Memorial Life Insurance Company	SD	AB
American Modern Life Insurance Company	OH	AB
American National Insurance Company	TX	AB
American National Life Insurance Co Tx	TX	AB
American Network Insurance Company	PA	B
American Phoenix Life & Reassurance Co	CT	AB
American Progressive Life & Health of Ny	NY	AB
American Public Life Insurance Company	OK	AB
American Republic Corp Insurance Company	NE	AB
American Republic Insurance Company	IA	AB
American Retirement Life Insurance Co	OH	AB

American Transcontinental Life Ins Co	AZ	AB
American Underwriters Life Insurance Co	AZ	AB
American United Life Insurance Company	IN	AB
Americo Financial Life & Annuity Ins Co	TX	AB
Ameritas Life Insurance Corp	NE	AB
Amica Life Insurance Company	RI	A
Annuity Investors Life Insurance Company	OH	AB
Anthem Life Insurance Company	IN	AB
Assurity Life Insurance Company	NE	AB
Atlanta Life Insurance Company	GA	AB
Aurora National Life Assurance Company	CA	AB
Auto Club Life Insurance Company	MI	AB
Auto Owners Life Insurance Company	MI	AB
Aviva Life And Annuity Company of Ny	NY	A
Aviva Life And Annuity Company	IA	AB
AXA Equitable Life Insurance Company	NY	AB
AXA Corporate Solutions Life Reins Co	DE	AB
AXA Equitable Life & Annuity Company	CO	AB
Balboa Life Insurance Company	CA	AB
Baltimore Life Insurance Company The	MD	AB
Bankers Fidelity Life Insurance Company	GA	AB
Bankers Reserve Life Ins Co of Wi	WI	AB
Banner Life Insurance Company	MD	AB
Beneficial Life Insurance Company	UT	AB
Berkley Life And Health Insurance Co	IA	AB
Berkshire Hathaway Life Ins Co of Ne	NE	A
Berkshire Life Insurance Company of Am	MA	AB
Best Life & Health Insurance Company	TX	AB
Bravo Health Insurance Company Inc	DE	B
Brokers National Life Assurance Company	AR	AB
C M Life Insurance Company	CT	AB
Canada Life Insurance Company of America	MI	A
Capitol Life Insurance Company The	TX	AB
Cardif Life Insurance Company	KS	AB
Caterpillar Life Insurance Company	MO	AB
Central Benefits National Life Ins Co	OH	AB
Central Reserve Life Insurance Company	OH	AB
Central Security Life Insurance Company	TX	AB
Central United Life Insurance Company	AR	AB
Centre Life Insurance Company	MA	AB

Centurion Life Insurance Company	IA	AB
Chesapeake Life Insurance Company The	OK	AB
Christian Fidelity Life Insurance Co	TX	AB
Church Life Insurance Corporation	NY	AB
Cincinnati Life Insurance Company The	OH	AB
Colonial Life & Accident Insurance Co	SC	AB
Colonial Penn Life Insurance Company	PA	AB
Colorado Bankers Life Insurance Company	CO	AB
Columbus Life Insurance Company The	OH	AB
Combined Life Insurance Company of Ny	NY	AB
Commonwealth Annuity & Life Insurance Co	MA	AB
Companion Life Insurance Company	SC	AB
CompBenefits Insurance Company	TX	AB
Congress Life Insurance Company	AZ	AB
Connecticut General Life Insurance Co	CT	AB
Conseco Health Insurance Company	AZ	AB
Conseco Life Insurance Company	IN	AB
Constitution Life Insurance Company	TX	AB
Consumers Life Insurance Company	OH	AB
Continental American Insurance Company	SC	AB
Continental General Insurance Company	NE	AB
Continental Life Ins Co of Brentwood Tn	TN	AB
Coventry Health And Life Insurance Co	DE	AB
CSI Life Insurance Company	NE	AB
Delaware American Life Insurance Company	DE	AB
Delta Dental Insurance Company	DE	B
Dentegra Insurance Company	DE	AB
Direct General Life Insurance Company	SC	AB
Dixie National Life Insurance Company	IN	AB
Eagle Life Insurance Company	IA	A
Eastern Life & Health Insurance Company	PA	AB
EMC National Life Company	IA	AB
EmpheSys Insurance Company	TX	AB
Employers Reassurance Corporation	KS	AB
Enterprise Life Insurance Company	TX	AB
Envision Insurance Company	OH	B
Epic Life Insurance Company The	WI	AB
Equitable Life & Casualty Insurance Co	UT	AB
Equitrust Life Insurance Company	IA	A
Erie Family Life Insurance Company	PA	AB

Express Scripts Insurance Company	AZ	B
Family Heritage Life Insurance Co of Am	OH	AB
Family Life Insurance Company	TX	AB
Family Service Life Insurance Company	TX	A
Farmers New World Life Insurance Company	WA	AB
Federated Life Insurance Company	MN	AB
Fidelity Investments Life Insurance Co	UT	AB
Fidelity Security Life Insurance Company	MO	AB
Financial Assurance Life Insurance Co	TX	A
First Allmerica Financial Life Ins Co	MA	AB
First Continental Life & Accident Ins Co	TX	AB
First Health Life & Health Ins Co	TX	AB
First Investors Life Insurance Company	NY	AB
First Life America Corporation	KS	A
First Penn Pacific Life Insurance Co	IN	AB
First Rehabilitation Life Ins Co of Am	NY	AB
Forethought Life Insurance Company	IN	AB
Freedom Life Insurance Company of Am	TX	AB
Funeral Directors Life Insurance Company	TX	A
Garden State Life Insurance Company	TX	AB
General American Life Insurance Company	MO	AB
General Fidelity Life Insurance Company	SC	AB
General Re Life Corporation	CT	AB
Generali Usa Life Reassurance Company	MO	AB
Genworth Life And Annuity Insurance Co	VA	AB
Genworth Life Insurance Company	DE	AB
Gerber Life Insurance Company	NY	AB
Globe Life & Accident Insurance Company	NE	AB
Golden Rule Insurance Company	IN	AB
Grange Life Insurance Company	OH	AB
Great American Life Insurance Company	OH	AB
Great Southern Life Insurance Company	TX	AB
Great West Life & Annuity Insurance Co	CO	AB
Great Western Insurance Company	UT	A
Guaranty Income Life Insurance Company	LA	AB
Guardian Insurance & Annuity Company Inc	DE	AB
Harleysville Life Insurance Company	PA	AB
Hartford International Life Reassr Corp	CT	A
Hartford Life & Accident Insurance Co	CT	AB
Hartford Life & Annuity Insurance Co	CT	AB

Hartford Life Insurance Company	CT	AB
HCC Life Insurance Company	IN	AB
Health Net Life Insurance Company	CA	AB
Healthmarkets Insurance Company	OK	AB
HealthSpring Life & Health Ins Co., Inc.	TX	B
Heritage Life Insurance Company	AZ	AB
Heritage Union Life Insurance Company	AZ	AB
HM Health Insurance Company	PA	AB
HM Life Insurance Company	PA	AB
Homesield Insurance Company	OK	AB
Household Life Insurance Company	MI	AB
Humana Insurance Company	WI	AB
Humanadental Insurance Company	WI	AB
IA American Life Insurance Company	GA	A
Idealife Insurance Company	CT	AB
IMERICA Life & Health Insurance Company	AR	AB
Independence Life And Annuity Company	RI	AB
Individual Assurance Company Life Hth Ac	MO	AB
ING Life Insurance & Annuity Company	CT	AB
ING USA Annuity And Life Insurance Co	IA	AB
Instil Health Insurance Company	SC	B
Integrity Life Insurance Company	OH	AB
Intramerica Life Insurance Company	NY	A
Investors Consolidated Insurance Company	NH	AB
Investors Heritage Life Insurance Co	KY	AB
Investors Insurance Corporation	DE	AB
Investors Life Insurance Company of N A	TX	AB
Jackson National Life Insurance Company	MI	AB
Jefferson National Life Insurance Co	TX	AB
JMIC Life Insurance Company	FL	AB
John Alden Life Insurance Company	WI	AB
John Hancock Life Insurance Company Usa	MI	AB
John Hancock Life Insurance Company	MA	ABC
John Hancock Life & Health Insurance Co	DE	AB
John Hancock Variable Life Insurance Co	MA	AB
Kanawha Insurance Company	SC	AB
Kansas City Life Insurance Company	MO	AB
Lafayette Life Insurance Company The	IN	AB
Lewer Life Insurance Company	MO	AB
Liberty Bankers Life Insurance Company	OK	AB

Liberty Life Assurance Company of Boston	MA	AB
Liberty Life Insurance Company	SC	AB
Liberty National Life Insurance Company	NE	AB
Life Insurance Company of North America	PA	AB
Life Insurance Company of The Southwest	TX	AB
Life of The South Insurance Company	GA	AB
Lifesecond Insurance Company	MI	AB
Lincoln Benefit Life Company	NE	AB
Lincoln Life & Annuity Co of New York	NY	AB
Lincoln National Life Insurance Company	IN	AB
London Life Reinsurance Company	PA	AB
Longevity Insurance Company	TX	AB
Loyal American Life Insurance Company	OH	AB
Madison National Life Insurance Company	WI	AB
Magna Insurance Company	MS	AB
MAMSI Life And Health Insurance Company	MD	AB
Manhattan Life Insurance Company The	NY	AB
Marquette Indemnity & Life Insurance Co	AZ	AB
Medamerica Insurance Company	PA	AB
Medco Containment Life Insurance Company	PA	AB
Medical Savings Insurance Company	IN	AB
Medico Insurance Company	NE	AB
Medico Life Insurance Company	NE	AB
Mega Life And Health Insurance Company	OK	AB
Members Life Insurance Company	IA	AB
Mercycare Insurance Company	WI	B
Merit Life Insurance Co	IN	AB
Merrill Lynch Life Insurance Company	AR	A
Metlife Insurance Company of Connecticut	CT	AB
Metlife Investors Insurance Company	MO	AB
Metlife Investors USA Insurance Company	DE	AB
Metropolitan Life Insurance Company	NY	AB
Metropolitan Tower Life Insurance Co	DE	AB
Mid Continent Preferred Life Ins Co	OK	A
Mid West National Life Ins Co of TN	TX	AB
Midland National Life Insurance Company	IA	AB
Midwest Security Life Insurance Company	WI	AB
Midwestern United Life Insurance Company	IN	AB
Minnesota Life Insurance Company	MN	AB

MMA Insurance Company	IN	AB
MML Bay State Life Insurance Company	CT	AB
Molina Healthcare Insurance Company	OH	AB
Monitor Life Insurance Company of NY	NY	A
Monumental Life Insurance Company	IA	AB
MONY Life Insurance Company of America	AZ	AB
MONY Life Insurance Company	NY	AB
Motorists Life Insurance Company	OH	AB
Munich American Reassurance Company	GA	AB
National Benefit Life Insurance Company	NY	AB
National Farmers Union Life Insurance Co	TX	AB
National Health Insurance Company	TX	AB
National Life Insurance Company	VT	AB
National Security Life & Annuity Company	NY	A
National States Insurance Company	MO	AB
National Teachers Associates Life Ins Co	TX	AB
National Western Life Insurance Company	CO	AB
Nationwide Life & Annuity Company of Am	DE	AB
Nationwide Life And Annuity Insurance Co	OH	A
Nationwide Life Insurance Company of Am	PA	AB
Nationwide Life Insurance Company	OH	AB
New England Life Insurance Company	MA	AB
New Era Life Insurance Co of The Midwest	TX	AB
New York Life Insurance & Annuity Corp	DE	AB
Nippon Life Insurance Company of America	IA	AB
North American Company For L & H Ins	IA	AB
North American Insurance Company	WI	AB
Northwestern Long Term Care Insurance Co	WI	AB
NYLIFE Insurance Company of Arizona	AZ	A
Occidental Life Insurance Company of Nc	TX	AB
Ohio National Life Assurance Corporation	OH	AB
Ohio National Life Insurance Company The	OH	AB
Ohio State Life Insurance Company The	TX	AB
Old American Insurance Company	MO	AB
Old Reliance Insurance Company	AZ	AB
Old United Life Insurance Company	AZ	AB
OM Financial Life Insurance Company	MD	AB
ONENATION Insurance Company	IN	AB
Optimum Re Insurance Company	TX	AB
Oxford Life Insurance Company	AZ	AB
Ozark National Life Insurance Company	MO	AB

Pacific Life & Annuity Company	AZ	AB
Pacific Life Insurance Company	NE	AB
Pacificare Life & Health Insurance Co	IN	AB
Pan American Assurance Company	LA	AB
Pan American Life Insurance Company	LA	AB
Park Avenue Life Insurance Company	DE	AB
Parker Centennial Assurance Company	WI	AB
Paul Revere Life Insurance Company The	MA	AB
Paul Revere Variable Annuity Ins Co The	MA	AB
Penn Insurance & Annuity Company The	DE	AB
Penn Treaty Network America Ins Co	PA	AB
Pennsylvania Life Insurance Company	PA	AB
Perico Life Insurance Company	DE	AB
Pharmacists Life Insurance Company The	IA	A
Philadelphia American Life Insurance Co	TX	AB
Philadelphia United Life Insurance Co	PA	AB
PHL Variable Insurance Company	CT	AB
Phoenix Life & Annuity Company	CT	AB
Phoenix Life Insurance Company	NY	AB
Physicians Life Insurance Company	NE	AB
Pioneer American Insurance Company	TX	AB
Pioneer Mutual Life Insurance Company	ND	AB
Pioneer Security Life Insurance Company	TX	AB
Presidential Life Insurance Company	NY	AB
Primerica Life Insurance Company	MA	AB
Principal Life Insurance Company	IA	AB
Principal National Life Insurance Co	IA	AB
Professional Insurance Company	TX	AB
Protective Life & Annuity Insurance Co	AL	A
Protective Life Insurance Company	TN	AB
Provident American Life & Health Ins Co	OH	AB
Provident Life & Accident Insurance Co	TN	AB
Provident Life & Casualty Insurance Co	TN	AB
Pruco Life Insurance Company	AZ	AB
Prudential Annuities Life Assurance Corp	CT	AB
Prudential Insurance Company of America	NJ	ABC
Prudential Retirement Ins & Annuity Co	CT	AB
Pyramid Life Insurance Company The	KS	AB
Reassure America Life Insurance Company	IN	AB
Reliable Life Insurance Company The	MO	AB

Reliastar Life Insurance Company of Ny	NY	AB
Reliastar Life Insurance Company	MN	AB
Renaissance Life & Health Ins of Am	DE	AB
Renaissance Life & Health Insurance Co	IN	AB
Reserve National Insurance Company	OK	AB
Rga Reinsurance Company	MO	AB
Riversource Life Insurance Company	MN	AB
S USA Life Insurance Company Inc	AZ	AB
Safehealth Life Insurance Company	CA	AB
Sagicor Life Insurance Company	TX	AB
Savings Bank Life Ins Co/Massachusetts	MA	A
Scor Global Life Re Ins Co of Texas	TX	AB
Scor Global Life U S Re Insurance Co	TX	AB
Scottish Re Life Corporation	DE	AB
Scottish Re U S Inc	DE	AB
Sears Life Insurance Company	TX	ABC
Securian Life Insurance Company	MN	AB
Security Benefit Life Insurance Company	KS	AB
Security Life Insurance Company of Am	MN	AB
Security Life of Denver Insurance Co	CO	AB
Security National Life Insurance Company	UT	AB
Senior Health Ins Co of Pennsylvania	PA	AB
Senior Life Insurance Company	GA	A
Sentry Life Insurance Company	WI	AB
Settlers Life Insurance Company	WI	A
Shelter Life Insurance Company	MO	AB
Sierra Health & Life Ins Co Inc	CA	AB
Significa Insurance Group Inc	PA	AB
Silverscript Insurance Company	TN	B
Standard Insurance Company	OR	AB
Standard Life & Accident Insurance Co	OK	AB
Standard Security Life Insurance Co Ny	NY	AB
Starmount Life Insurance Company	LA	AB
State Life Insurance Company The	IN	AB
Sterling Investors Life Insurance Co	GA	AB
Stonebridge Life Insurance Company	VT	AB
Sun Life & Health Insurance Company U S	CT	AB
Sun Life Assurance Company of Canada Us	DE	AB
Sunamerica Life Insurance Company	AZ	AB
Sunset Life Insurance Company of America	MO	AB

Surety Life Insurance Company	NE	AB
Swiss Re Life & Health America Inc	CT	AB
Symetra Life Insurance Company	WA	AB
Symetra National Life Insurance Company	WA	AB
Teachers Insurance & Annuity Assn of Am	NY	AB
Texas Life Insurance Company	TX	A
Thrivent Life Insurance Company	MN	AB
Tiaa-Cref Life Insurance Company	NY	AB
Time Insurance Company	WI	AB
Town & Country Life Insurance Company	UT	AB
Trans World Assurance Company	CA	AB
Transamerica Financial Life Insurance Co	NY	AB
Transamerica Life Insurance Company	IA	AB
U S Financial Life Insurance Company	OH	AB
UBS Life Insurance Company USA	CA	AB
ULLICO Life Insurance Company	TX	AB
Unicare Life & Health Insurance Company	IN	AB
Unified Life Insurance Company	TX	AB
Unimerica Insurance Company	WI	AB
Union Bankers Insurance Company	TX	AB
Union Central Life Insurance Company The	OH	AB
Union Labor Life Insurance Company The	MD	AB
Union Security Insurance Company	IA	AB
United American Insurance Company	NE	AB
United Benefit Life Insurance Company	OH	AB
United Concordia Life & Health Ins Co	PA	B
United Farm Family Life Insurance Co	IN	AB
United Fidelity Life Insurance Company	TX	AB
United Healthcare Insurance Company	CT	AB
United Heritage Life Insurance Company	ID	AB
United Home Life Insurance Company	IN	AB
United Investors Life Insurance Company	MO	A
United Life Insurance Company	IA	AB
United of Omaha Life Insurance Company	NE	AB
United Security Assurance Company of PA	PA	AB
United States Life Insurance Co of Ny	NY	AB
United Teacher Associates Insurance Co	TX	AB
United World Life Insurance Company	NE	AB
Unity Financial Life Insurance Company	PA	AB
Universal Guaranty Life Insurance Co	OH	A

Universal Underwriters Life Insurance Co	KS	AB
Unum Life Insurance Company of America	ME	AB
US Health & Life Insurance Company	MI	AB
USAA Direct Life Insurance Company	NE	AB
USAA Life Insurance Company	TX	AB
USABLE Life	AR	AB
Vantislife Insurance Company	CT	AB
Variable Annuity Life Insurance Company	TX	A
Vista Life Insurance Company	MI	AB
Wellcare Health Insurance of Arizona Inc	AZ	AB
Wellcare Prescription Insurance Inc	FL	B
Wellmark Community Insurance Inc	IA	AB
West Coast Life Insurance Company	NE	AB
Western & Southern Life Insurance Co	OH	AB
Western Reserve Life Assurance Co of Oh	OH	AB
Western Southern Life Assurance Company	OH	AB
Westward Life Insurance Company	AZ	AB
Wilton Reassurance Company	MN	AB
Wilton Reassurance Life Company of Ny	NY	AB
Wisconsin Physicians Ser Ins Corp	WI	B
World Corp Insurance Company	NE	AB
World Insurance Company	NE	AB
XL Re Life America Inc	DE	AB
Zale Life Insurance Company	AZ	AB
American Community Mutual Insurance Co	MI	AB
American Home Life Insurance Company	KS	A
Boston Mutual Life Insurance Company	MA	AB
Central States Health & Life Co of Omaha	NE	AB
Columbian Mutual Life Insurance Company	NY	AB
Commercial Travelers Mutual Insurance Co	NY	B
Cuna Mutual Insurance Society	IA	AB
Golden State Mutual Life Insurance Co	CA	AB
Government Personnel Mutual Life Ins Co	TX	AB
Guardian Life Insurance Company of Am	NY	AB
Homesteaders Life Company	IA	AB
Massachusetts Mutual Life Insurance Co	MA	AB
Medical Benefits Mutual Life Ins Co	OH	AB
Mutual of America Life Insurance Company	NY	AB
Mutual of Omaha Insurance Company	NE	AB
National Guardian Life Insurance Company	WI	AB

New York Life Insurance Company	NY	AB
North Carolina Mutual Life Insurance Co	NC	AB
Northwestern Mutual Life Insurance Co	WI	AB
Penn Mutual Life Insurance Company The	PA	AB
Physicians Mutual Insurance Company	NE	B
SBLI USA Mutual Life Ins Co Inc	NY	AB
Security Mutual Life Insurance Co of Ny	NY	AB
State Mutual Insurance Company	GA	AB
Unity Mutual Life Insurance Company	NY	AB
USA Life One Insurance Company of In	IN	AB

Alien Legal Reserve

COMPANY NAME	STATE OF DOMESTILE	CLASS 1 AUTHORITY
Canada Life Assurance Company The	Canada	AB
Crown Life Insurance Company	Canada	AB
Great West Life Assurance Company The	Canada	AB
Industrial Alliance Pacific Ins/Fin Serv	Canada	AB
Sun Life Assurance Company of Canada	Canada	AB

Domestic Assessment Legal Reserve

COMPANY NAME	STATE OF DOMESTILE	CLASS 1 AUTHORITY
American Life Insurance Company	IL	AB
Interstate Bankers Life Insurance Co	IL	AB

Summary of Annual Statements

On or before March 1 of each year, Illinois law requires that all companies, except farm mutuals, authorized to transact the business of insurance in this state file, under oath, an annual statement covering the preceding year ending December 31. Farm mutual insurance companies are required by law to file an annual statement, under oath, on or before January 31 of each year, covering the preceding year ending December 31.

The following schedules present a summary of the financial information contained in these annual statements for the year ending December 31, 2008. The Division of Insurance has not verified this data and does not guarantee its accuracy.

Farm Mutual Insurance Companies

- County Mutual Fire Insurance Companies
- Township Mutual Fire Insurance Companies
- Special Act Companies
- Recapitulation

Property & Casualty Insurance Companies

- Domestic Stock Companies
- Domestic Mutual Companies
- Domestic Inter- Insurance Exchanges
- Domestic Risk Retention Groups
- Domestic Surplus Lines Companies
- Foreign Stock Companies
- Foreign Mutual Companies
- Foreign Inter- Insurance Exchanges
- Alien Stock Companies
- Alien Lloyds
- Foreign Accredited Reinsurers
- Alien Accredited Reinsurers
- Domestic Mutual Holding Companies
- Insurance Exchange
- Recapitulation

Life & Health Insurance Companies

- Domestic Legal Reserve Life Companies
- Foreign Legal Reserve Life Companies
- Alien Legal Reserve Life Companies
- Domestic Fraternal Benefit Societies
- Foreign Fraternal Benefit Societies
- Alien Fraternal Benefit Societies
- Assessment Companies
- Burial Societies
- Domestic Health Maintenance Organizations
- Foreign Health Maintenance Organizations

Voluntary Service Plans
Dental Service Plans
Domestic Limited Health Service Organizations
Foreign Accredited Reinsurer
Mutual Holding Companies
Recapitulation

Farm Mutual Insurance Companies

County Mutual Fire Insurance Companies

<u>Company Name</u>	<u>Assets</u>	<u>Liabilities</u>	<u>Surplus</u>	<u>Gross</u>	<u>Net Losses</u>	<u>Net Premium</u>
				<u>Premium</u>	<u>Paid</u>	
ASBURY MUTUAL INSURANCE COMPANY	671,557	404,892	266,665	595,927	328,111	325,317
BANNER MUTUAL INSURANCE COMPANY	361,373	62,402	298,971	121,569	60,820	87,577
BELLE PRAIRIE MUTUAL INSURANCE COMPANY	2,451,014	862,332	1,588,682	1,632,876	695,240	1,110,440
BELVIDERE FARMERS MUTUAL INS CO	486,600	206,342	280,258	585,413	98,723	364,193
BERLIN MUTUAL INSURANCE COMPANY	1,570,766	270,295	1,300,471	546,311	505,157	428,933
BISHOP MUTUAL INSURANCE COMPANY	1,133,368	448,573	684,795	919,756	363,640	595,943
BLACK HAWK MUTUAL INSURANCE COMPANY THE	684,271	215,869	468,402	531,598	162,075	369,903
BRADFORD VICTOR-ADAMS MUTUAL INS CO	5,790,441	2,471,560	3,318,881	4,106,937	1,996,497	3,156,788
BUCKEYE MUTUAL INSURANCE COMPANY	1,636,909	595,812	1,041,097	1,181,720	371,759	1,006,439
CALHOUN COUNTY MUTUAL COUNTY FIRE INS CO	863,005	268,920	594,085	654,915	396,562	495,626
CAMP POINT MUTUAL INSURANCE COMPANY	2,233,010	1,034,884	1,198,126	1,733,869	624,873	1,034,298
CARTHAGE MUTUAL INSURANCE COMPANY	2,798,522	825,353	1,973,170	1,350,008	798,996	122,038
CENTRAL ILLINOIS MUT INS CO	8,305,480	4,355,354	3,950,126	7,809,453	6,028,762	6,199,467
DELAVAN MUTUAL INSURANCE COMPANY	1,159,564	396,743	762,821	879,913	359,284	529,024
DUNHAM & CHEMUNG MUTUAL INS CO	1,442,663	797,956	644,707	1,350,473	563,840	954,920
ELMIRA MUTUAL INSURANCE COMPANY	989,746	353,622	636,124	625,574	201,932	417,665
ENFIELD FARMERS MUT INS CO	453,185	211,981	241,204	468,365	105,494	213,221
FARMERS PIONEER MUTUAL INSURANCE COMPANY	3,937,230	1,224,973	2,712,257	1,621,498	915,539	1,336,371
FORREST MUTUAL INSURANCE COMPANY	330,755	111,509	219,246	241,064	61,938	109,519
FORRESTON MUTUAL INSURANCE COMPANY	4,281,179	1,384,180	2,896,999	3,183,136	919,661	1,705,796
FRONTIER MUTUAL INSURANCE COMPANY	7,279,327	2,949,109	4,330,218	4,898,823	2,584,178	4,150,121
GERMAN RICHLAND COUNTY MUT INS CO	409,750	243,456	166,294	512,800	168,198	246,201
GERMANTOWN MUTUAL INSURANCE COMPANY	591,257	104,707	486,550	165,188	36,070	99,916
GREEN GARDEN MUTUAL INSURANCE COMPANY	778,895	722,197	56,698	1,009,386	308,015	569,511
GREENE COUNTY MUTUAL INSURANCE CO	1,456,382	870,795	585,587	1,297,542	521,075	571,782
HAMEL MUTUAL INSURANCE COMPANY	904,298	202,134	702,164	463,860	80,465	297,510
HAMLET MUTUAL INSURANCE COMPANY	2,218,399	771,892	1,446,507	1,335,086	719,608	1,070,755
HEARTLAND MUTUAL INSURANCE COMPANY	4,983,566	1,310,753	3,672,813	2,806,989	1,103,324	2,324,375
HOME FARMERS MUTUAL INSURANCE COMPANY	1,881,725	220,743	1,660,982	453,967	163,142	294,739
HORSE PRAIRIE MUTUAL INSURANCE COMPANY	1,745,394	967,452	777,942	1,558,996	771,283	893,451

<u>Company Name</u>	<u>Assets</u>	<u>Liabilities</u>	<u>Surplus</u>	<u>Gross</u>	<u>Net Losses</u>	<u>Net Premium</u>
				<u>Premium</u>	<u>Paid</u>	
JEFFERSON COUNTY MUTUAL INS CO	824,352	339,110	485,242	457,302	114,493	247,858
JERSEYVILLE MUTUAL INS CO	1,454,996	497,071	957,925	865,291	415,294	613,173
JO DAVIESS MUTUAL INSURANCE COMPANY	2,169,573	791,958	1,377,615	1,477,374	609,435	1,134,690
KANE COUNTY MUTUAL INSURANCE CO	1,847,151	776,375	1,070,776	1,316,659	572,024	969,380
KINGSTON MUTUAL INSURANCE COMPANY	5,282,840	1,580,893	3,701,947	2,334,506	1,113,874	1,777,268
LANARK MUTUAL INSURANCE COMPANY	493,430	169,540	323,890	317,014	79,186	175,345
LAPRAIRIE MUTUAL INSURANCE COMPANY	5,012,689	1,636,065	3,376,624	2,298,460	638,133	1,917,591
LEWISTOWN MUTUAL INSURANCE COMPANY	1,417,767	371,341	1,046,426	736,593	239,203	573,164
LOOKINGGLASS MUTUAL INSURANCE COMPANY	1,408,647	258,669	1,149,978	433,632	148,248	291,383
LORAN MUTUAL INSURANCE COMPANY	668,235	50,556	617,679	111,489	18,148	58,589
LOUISVILLE CLAY COUNTY FARMERS MUT I C	912,417	156,188	756,229	465,368	92,224	195,782
MAGNOLIA EVANS MUTUAL INSURANCE COMPANY	898,283	291,637	606,646	775,440	237,952	383,849
MARSHALL MUTUAL INSURANCE COMPANY	3,034,528	878,883	2,155,645	2,502,720	585,962	1,391,355
MAZON MUTUAL INSURANCE COMPANY	754,806	184,249	570,558	299,565	95,167	164,268
MCLEAN COUNTY MUTUAL INSURANCE CO	1,262,164	328,073	934,091	330,977	113,721	196,467
MENDOTA MUTUAL INSURANCE COMPANY	3,260,083	476,473	2,783,610	830,386	461,224	610,585
MONTGOMERY MUTUAL INSURANCE COMPANY	539,317	198,149	341,168	277,800	11,193	161,929
MOSQUITO MUTUAL INSURANCE COMPANY	1,299,314	310,518	988,796	601,184	24,747	347,332
NOKOMIS FARMERS MUTUAL INSURANCE COMPANY	669,881	212,979	456,902	363,738	150,450	220,502
NORTHWESTERN ILLINOIS MUTUAL INS CO	647,385	368,803	278,582	750,822	249,581	399,709
PATRONS MUTUAL INSURANCE CO THE	1,744,025	168,468	1,575,557	292,420	97,031	191,216
PAYSON FARMERS MUTUAL INSURANCE COMPANY	897,969	198,322	699,647	442,213	177,483	291,829
PERU WALTHAM MUTUAL INSURANCE COMPANY	2,324,495	260,787	2,063,708	508,525	200,583	355,293
PINCKNEYVILLE MUTUAL INSURANCE COMPANY	733,752	110,261	623,491	191,822	94,566	112,596
PLN MUTUAL INSURANCE COMPANY	3,387,033	1,054,625	2,332,408	2,017,193	1,006,545	1,619,520
PONTIAC MUTUAL INSURANCE COMPANY	1,460,613	510,317	950,296	947,007	125,414	412,575
PROPHETSTOWN FARMERS MUTUAL INSURANCE CO	2,530,643	773,974	1,756,669	1,504,050	1,048,381	1,199,520
SHELBYVILLE MUTUAL INSURANCE COMPANY	4,400,401	681,162	3,719,239	1,192,626	564,889	943,157
SIGEL MUTUAL INSURANCE COMPANY	1,551,907	183,473	1,368,434	385,271	232,253	280,127
SOUTHERN FARMERS MUTUAL INS CO	767,216	194,532	572,684	447,764	83,286	19,851
STEPHENSON COUNTY MUTUAL INS CO	1,600,051	151,761	1,448,290	304,356	95,089	238,959
SVEA MUTUAL INSURANCE COMPANY	6,581,366	2,778,336	3,803,030	5,134,101	2,144,000	3,942,051
THOMPSON & GUILFORD MUTUAL INS CO	436,774	72,482	364,292	378,248	27,954	146,553
TOWN & COUNTRY MUTUAL INSURANCE COMPANY	973,025	430,568	542,457	1,033,089	383,731	705,522
TOWNSHIP MUTUAL INSURANCE COMPANY OF SPA	217,019	47,212	169,807	126,272	19,161	70,837

Property & Casualty Insurance Companies

<u>Company Name</u>	<u>State</u>	<u>Assets</u>	<u>Liabilities</u>	<u>Policyholder</u> <u>Surplus</u>	<u>Net Premiums</u> <u>Written</u>	<u>Net Losses</u> <u>Paid</u>	<u>Direct IL</u> <u>Premium</u>
<u>Domestic Stock Companies</u>							
ACIG INSURANCE CO.	IL	279,463,338	220,696,245	58,767,095	79,514,227	30,877,708	1,124,021
ACSTAR INSURANCE CO.	IL	84,855,142	54,013,739	30,841,403	7,118,544	161,227	211,646
ADDISON INSURANCE CO.	IL	79,906,159	50,799,595	29,106,564	22,978,539	12,648,848	8,925,549
AFFIRMATIVE INSURANCE CO.	IL	439,065,848	288,092,846	150,973,003	350,959,762	241,081,128	38,893,655
AGCS MARINE INSURANCE CO.	IL	153,378,975	77,896,515	75,482,460	38,316,938	20,994,691	561,239
ALAMANCE INSURANCE CO.	IL	420,983,075	151,277,737	269,705,338	45,099,321	21,732,836	-
ALLSTATE FIRE AND CASUALTY INS CO	IL	59,110,700	1,802,296	57,308,404	-	-	202,523,680
ALLSTATE FLORIDIAN INDEMNITY CO.	IL	15,154,981	1,616,362	13,538,619	-	-	-
ALLSTATE FLORIDIAN INSURANCE CO.	IL	360,455,639	197,981,768	162,473,871	56,352,250	93,831,506	-
ALLSTATE INDEMNITY CO.	IL	154,837,970	7,818,203	147,019,766	-	-	279,942,822
ALLSTATE INSURANCE CO.	IL	39,944,580,178	26,923,505,105	13,021,075,073	24,431,393,976	14,846,732,229	475,764,326
ALLSTATE NEW JERSEY INSURANCE CO.	IL	2,331,630,817	1,702,266,944	629,363,873	1,132,401,353	662,871,068	-
ALLSTATE NEW JERSEY PROPERTY & CASUALTY	IL	27,846,682	1,101,371	26,745,311	-	-	-
ALLSTATE NORTH AMERICAN INSURANCE CO	IL	11,523,481	69,857	11,453,624	-	-	-
ALLSTATE PROPERTY & CASUALTY INS CO	IL	161,545,090	6,284,569	155,260,521	-	-	221,206,298
AMERICAN ACCESS CASUALTY CO.	IL	117,402,379	81,235,119	36,167,260	73,921,315	27,384,456	49,329,595
AMERICAN AMBASSADOR CASUALTY CO.	IL	9,519,727	1,304,404	8,215,323	-	-	-
AMERICAN COUNTRY INSURANCE CO.	IL	51,067,594	38,978,590	12,089,004	7,995,507	7,158,537	4,394,579
AMERICAN FREEDOM INSURANCE CO.	IL	27,526,291	15,133,423	12,392,868	10,575,194	4,277,659	9,912,612
AMERICAN FUJI FIRE AND MARINE INS CO	IL	105,077,508	22,559,000	82,518,508	(453,606)	1,541,776	-
AMERICAN GENERAL INDEMNITY CO.	IL	9,878,207	2,588,435	7,289,772	(785,523)	2,158,709	(5,184)
AMERICAN HEARTLAND INSURANCE CO.	IL	12,793,667	10,919,481	1,874,187	10,931,058	5,442,295	10,931,058
AMERICAN MEDICAL ASSURANCE CO.	IL	4,149,408	953,688	3,195,720	-	9,765	-
AMERICAN MOTORISTS INSURANCE CO.	IL	19,249,251	480,834	18,768,417	-	-	103,713
AMERICAN SERVICE INSURANCE CO. INC	IL	73,923,003	52,254,347	21,668,656	37,846,583	22,893,416	52,489,451
AMERICAN UNION INSURANCE CO.	IL	122,021,082	103,775	121,917,307	-	(194)	-
AMERICAN ZURICH INSURANCE CO.	IL	188,048,789	21,540,982	166,507,807	-	-	59,880,879

<u>Company Name</u>	<u>State</u>	<u>Assets</u>	<u>Liabilities</u>	<u>Policyholder</u>	<u>Net Premiums</u>		<u>Net Losses</u>	<u>Direct IL</u>
					<u>Surplus</u>	<u>Written</u>		
						<u>Paid</u>	<u>Premium</u>	
AMERIN GUARANTY CORPORATION	IL	119,355,238	99,772,384	19,582,854	11,367,278	160,663,504	-	
AMEX ASSURANCE CO.	IL	283,384,055	63,159,937	220,224,117	267,212,437	77,662,324	8,337,923	
APOLLO CASUALTY CO.	IL	41,282,096	29,395,321	11,886,775	20,887,456	12,231,221	20,887,456	
ARGONAUT GREAT CENTRAL INS CO	IL	141,865,257	62,630,867	79,234,390	-	-	12,603,846	
ARGONAUT INSURANCE CO.	IL	1,385,285,128	1,096,566,645	288,718,483	264,753,673	184,145,705	3,235,626	
ARGONAUT MIDWEST INSURANCE CO.	IL	74,784,557	25,586,131	49,198,426	-	-	7,476,434	
ARGONAUT SOUTHWEST INSURANCE CO.	IL	17,632,573	2,670,123	14,962,450	-	-	-	
ASSOCIATED INTERNATIONAL INSURANCE CO	IL	215,533,411	124,348,509	91,184,902	28,579,001	8,335,003	3,500	
AXIS INSURANCE CO.	IL	674,884,013	260,698,756	414,185,257	115,652,956	7,546,201	19,542,982	
AXIS SURPLUS INSURANCE CO.	IL	436,945,228	283,688,890	153,256,338	(135,973,831)	23,455,836	593,712	
BENEFIT SECURITY INSURANCE CO.	IL	5,478,390	2,457,557	3,020,834	2,072,532	568,762	2,072,532	
BITUMINOUS CASUALTY CORPORATION	IL	741,842,974	504,419,643	237,423,331	211,691,288	112,003,129	20,729,828	
BITUMINOUS FIRE & MARINE INSURANCE CO	IL	464,000,877	359,374,970	104,625,907	133,692,957	82,825,663	2,155,914	
BOND SAFEGUARD INSURANCE CO.	IL	63,476,556	44,765,084	18,711,472	30,757,888	6,238,628	3,134,415	
CEM INSURANCE CO.	IL	10,077,592	5,167,814	4,909,778	5,647,510	2,674,509	661,682	
CHICAGO INSURANCE CO.	IL	301,156,239	156,384,594	144,771,645	71,844,273	39,365,276	12,960,279	
CITIZENS INSURANCE CO. OF ILLINOIS	IL	4,390,148	529	4,389,619	-	-	15,326,069	
CONSTITUTIONAL CASUALTY CO.	IL	18,888,861	15,332,852	3,556,008	12,952,534	5,584,918	15,028,326	
CONTINENTAL CASUALTY CO.	IL	38,649,524,338	30,830,559,889	7,818,964,450	6,135,261,305	3,726,429,672	196,547,291	
COUNTRY CASUALTY INSURANCE CO.	IL	76,042,505	15,273,951	60,768,554	-	-	17,937,111	
COUNTRY PREFERRED INSURANCE CO.	IL	94,365,020	77,861,933	16,503,087	-	-	179,775,127	
DEERBROOK INSURANCE CO.	IL	21,918,740	140,717	21,778,023	-	-	16,120	
DEERFIELD INSURANCE CO.	IL	54,314,818	15,088,004	39,226,814	2,948,963	256,559	123,668	
DELPHI CASUALTY CO.	IL	8,334,800	5,482,163	2,852,637	4,719,842	1,070,831	5,187,994	
DIAMOND INSURANCE CO.	IL	52,682,693	48,071,678	4,611,015	19,304,871	18,256,216	12,665,166	
DIRECT AUTO INSURANCE CO.	IL	6,660,950	4,056,751	2,604,199	6,418,120	1,853,993	6,418,120	
DISCOVER PROPERTY & CASUALTY INS CO	IL	145,539,640	94,238,527	51,301,113	25,395,381	13,402,250	11,603,917	
DOCTORS DIRECT INSURANCE INC	IL	7,557,599	2,173,244	5,384,355	1,779,820	28,000	2,367,859	
ECHELON PROPERTY & CASUALTY INS CO	IL	6,323,448	3,728,721	2,594,727	548,748	778,906	493,664	
ECONOMY FIRE & CASUALTY CO.	IL	378,747,409	15,986,244	362,761,164	-	-	19,125,392	

<u>Company Name</u>	<u>State</u>	<u>Assets</u>	<u>Liabilities</u>	<u>Policyholder</u>	<u>Net Premiums</u>	<u>Net Losses</u>	<u>Direct IL</u>
				<u>Surplus</u>	<u>Written</u>	<u>Paid</u>	<u>Premium</u>
ECONOMY PREFERRED INSURANCE CO.	IL	8,571,349	17,926	8,553,423	-	-	-
ECONOMY PREMIER ASSURANCE CO.	IL	35,296,407	-	35,296,407	-	-	60,144,355
ENCOMPASS FLORIDIAN INDEMNITY CO.	IL	5,974,946	319,131	5,655,815	-	-	-
ENCOMPASS FLORIDIAN INSURANCE CO.	IL	6,439,942	783,929	5,656,013	-	-	-
ENCOMPASS HOME & AUTO INSURANCE CO.	IL	6,485,404	186,051	6,299,352	-	-	10,429,118
ENCOMPASS INDEMNITY CO.	IL	23,322,372	1,003,246	22,319,126	-	46,553	-
ENCOMPASS INDEPENDENT INSURANCE CO.	IL	6,581,408	63,161	6,518,248	-	-	653,968
ENCOMPASS INSURANCE CO.	IL	24,137,631	10,502,885	13,634,745	9,621,954	5,883,046	-
ENCOMPASS INSURANCE CO. OF AMERICA	IL	23,070,567	1,482,349	21,588,218	-	-	8,493,536
ENCOMPASS INSURANCE CO. OF N J	IL	26,973,550	1,094,042	25,879,508	-	-	-
ENCOMPASS PROPERTY & CAS INS CO OF NJ	IL	12,481,732	824,273	11,657,459	-	-	-
ENCOMPASS PROPERTY AND CASUALTY CO.	IL	12,314,194	1,191,174	11,123,021	-	-	10,149,812
EVANSTON INSURANCE CO.	IL	2,112,632,110	1,742,870,394	369,761,716	597,563,029	239,052,416	654,008
FARMERS NEW CENTURY INSURANCE CO.	IL	174,949,562	115,002,718	59,946,844	88,412,746	56,853,359	-
FINANCIAL BENEFITS INSURANCE CO.	IL	5,050,819	27,906	5,022,913	24,280	-	24,280
FIRST CHICAGO INSURANCE CO.	IL	16,155,897	11,419,323	4,736,574	12,695,447	4,692,360	11,842,663
FIRST FINANCIAL INSURANCE CO.	IL	498,550,986	191,516,231	307,034,755	33,824,491	21,397,813	1,319,165
FIRST NONPROFIT INSURANCE CO.	IL	115,250,142	62,960,806	52,289,336	36,626,246	8,084,334	27,779,978
FLORISTS INSURANCE CO.	IL	11,583,377	3,127,742	8,455,635	749,229	209,925	-
FORTRESS INSURANCE CO.	IL	50,709,170	30,155,256	20,553,914	3,030,755	867,944	742,058
FOUNDERS INSURANCE CO.	IL	203,369,750	138,118,226	65,251,524	111,053,056	46,483,302	56,309,796
GUILFORD INSURANCE CO.	IL	357,192,846	151,637,919	205,554,927	45,099,321	21,732,836	-
HARCO NATIONAL INSURANCE CO.	IL	321,731,891	191,482,364	130,249,527	66,426,247	63,518,718	1,098,968
HARTFORD INSURANCE CO. OF ILLINOIS	IL	3,682,679,571	2,369,165,798	1,313,513,774	1,031,175,884	535,071,102	60,984,970
HDI GERLING AMERICA INSURANCE CO.	NY	208,562,740	119,122,913	89,439,827	4,927,721	10,727,970	3,243,624
HERITAGE CASUALTY INSURANCE CO.	IL	96,894,110	55,775,892	41,118,218	41,677,446	43,104,128	53,380,533
HISCOX INSURANCE CO. INC	IL	68,108,348	16,743,940	51,364,408	8,624,489	4,489,084	1,542,740
HOMESITE INSURANCE CO. OF ILLINOIS	IL	13,245,391	8,143,782	5,101,609	7,565,559	3,623,449	7,627,831
HORACE MANN INSURANCE CO.	IL	356,918,314	229,155,533	127,762,781	224,579,811	158,818,710	2,063,388
ILLINOIS FARMERS INSURANCE CO.	IL	245,489,218	168,788,068	76,701,150	88,412,746	57,267,324	358,746,935

<u>Company Name</u>	<u>State</u>	<u>Assets</u>	<u>Liabilities</u>	<u>Policyholder Surplus</u>	<u>Net Premiums Written</u>	<u>Net Losses Paid</u>	<u>Direct IL Premium</u>
ILLINOIS NATIONAL INSURANCE CO	IL	59,820,234	231,867	59,588,367	-	-	677,328,536
INSURA PROPERTY AND CASUALTY INS CO	IL	36,998,024	11,091,631	25,906,394	-	-	13,727,790
INSURANCE CO. OF ILLINOIS	IL	33,128,513	360,441	32,768,072	-	-	360,430
INTERSTATE BANKERS CASUALTY CO.	IL	15,697,655	8,029,766	7,667,889	11,740,558	3,257,511	11,740,558
INTERSTATE FIRE & CASUALTY CO.	IL	688,368,510	334,035,592	354,332,918	167,636,448	91,851,917	526,505
KEMPER CASUALTY INSURANCE CO.	IL	21,449,567	10,017,058	11,432,509	(79,013)	(1,075,370)	-
KEMPER INDEPENDENCE INSURANCE CO.	IL	129,630,806	111,642,233	17,988,573	28,261,633	14,459,331	10,177,911
LANCER INSURANCE CO.	IL	641,639,035	508,628,405	133,010,631	172,986,567	45,294,524	5,357,721
LEGION INDEMNITY CO.	IL						
LIBERTY INSURANCE CO. OF AMERICA	IL	12,439,497	923,823	11,515,674	-	-	(2,000,000)
LIBERTY INSURANCE CORPORATION	IL	1,044,251,579	788,841,631	255,409,948	321,196,222	223,565,699	104,011,316
MARKEL INSURANCE CO.	IL	616,621,319	524,644,996	91,976,323	228,612,930	107,149,149	6,954,273
MARTINGALE NATIONAL INSURANCE CO.	IL	3,114,274	128,646	2,985,628	-	-	-
MBIA INSURANCE CORP OF ILLINOIS	IL	187,411,492	2,273,826	185,137,666	-	-	-
MEDICAL ALLIANCE INSURANCE CO.	IL	36,090,671	32,324,983	3,765,688	2,403,516	-	12,017,582
MERCURY INSURANCE CO. OF IL	IL	28,418,247	2,805,296	25,612,951	5,121,291	15,456,476	25,410,803
MERCURY NATIONAL INSURANCE CO.	IL	13,034,344	546,326	12,488,018	-	122,519	-
MERIT HEALTH INSURANCE CO.	IL	9,017,382	34,839	8,982,544	-	-	-
MIDSTATES REINSURANCE CORPORATION	IL	140,598,067	81,019,135	59,578,931	2,960	4,160,805	-
MIDWEST INSURANCE CO.	IL	50,094,078	36,538,073	13,556,005	14,208,881	4,612,072	12,332,445
MILLERS FIRST INSURANCE CO.	IL	38,106,536	20,715,699	17,390,837	9,024,206	7,261,649	4,251,774
MODERN SERVICE INSURANCE CO.	IL	26,471,995	2,503,524	23,968,471	-	1,376	-
MSI PREFERRED INSURANCE CO.	IL	22,732,081	685,937	22,046,144	-	-	-
NATIONAL FIRE & CASUALTY CO.	IL	8,227,118	2,986,510	5,240,608	1,538,952	498,469	1,491,604
NATIONAL FIRE INSURANCE CO. OF HARTF	IL	141,414,958	30,020,356	111,394,601	-	-	32,127,249
NATIONAL HERITAGE INSURANCE CO.	IL	6,161,107	2,238,639	3,922,468	3,602,473	1,965,596	3,602,473
NATIONAL SURETY CORPORATION	IL	622,268,717	389,978,004	232,290,713	191,584,527	104,973,185	34,580,421
NORTH LIGHT SPECIALTY INSURANCE CO.	IL	25,129,850	2,401,773	22,728,077	-	-	-
NORTHBROOK INDEMNITY CO.	IL	39,133,605	264,775	38,868,831	-	-	451,178
OLD REPUBLIC GENERAL INSURANCE CORP	IL	999,174,439	743,964,597	255,209,842	219,994,514	184,562,875	17,297,201

<u>Company Name</u>	<u>State</u>	<u>Assets</u>	<u>Liabilities</u>	<u>Policyholder</u>	<u>Net Premiums</u>	<u>Net Losses</u>	<u>Direct IL</u>
				<u>Surplus</u>	<u>Written</u>	<u>Paid</u>	<u>Premium</u>
OLD REPUBLIC MERCANTILE INSURANCE CO	IL	3,227,515	12,551	3,214,964	-	-	-
OLD REPUBLIC UNION INSURANCE CO.	IL	24,548,704	5,135,552	19,413,152	43,182	236,977	-
OMNI INDEMNITY CO.	IL	75,400,568	45,618,126	29,782,442	32,424,609	21,554,984	308,681
OMNI INSURANCE CO.	IL	169,435,632	90,010,065	79,425,567	64,849,210	43,109,968	811
ONECIS INSURANCE CO.	IL	10,213,392	1,600,842	8,612,550	-	-	-
PACO ASSURANCE CO. INC	IL	45,747,646	25,098,863	20,648,783	12,489,033	1,244,772	721,098
PEERLESS INDEMNITY INSURANCE CO.	IL	747,941,304	568,003,769	179,937,535	418,670,952	(129,387,279)	8,342,538
PEKIN INSURANCE CO.	IL	194,505,148	109,489,866	85,015,282	79,677,382	56,515,766	142,936,274
PRAETORIAN INSURANCE CO.	IL	1,063,106,487	713,278,821	349,827,665	248,006,241	172,056,873	6,609,697
REINSURANCE CO. OF AMERICA INC	IL	14,962,642	9,955,231	5,007,411	3,861,668	9,167,893	391,937
RLI INDEMNITY CO.	IL	43,162,953	4,716,855	38,446,098	447,161	255,456	72,454
RLI INSURANCE CO.	IL	1,279,073,667	601,032,498	678,041,169	274,414,249	78,543,296	9,799,993
SAFECO INSURANCE CO. OF ILLINOIS	IL	640,773,622	481,173,923	159,599,699	267,047,632	148,199,720	99,726,988
SAFETY FIRST INSURANCE CO.	IL	15,212,144	2,680,961	12,531,183	944,343	155,593	254,164
SAFeway INSURANCE CO.	IL	339,907,829	95,907,489	244,000,340	141,141,855	84,100,246	12,411,570
SAFeway INSURANCE CO. OF ALABAMA INC	IL	49,570,104	21,246,360	28,323,744	31,314,148	18,688,944	-
SEABRIGHT INSURANCE CO.	IL	736,933,751	461,232,182	275,701,569	256,594,068	79,532,757	21,654,437
SELECT MARKETS INSURANCE CO.	IL	13,696,994	2,392,257	11,304,737	-	-	-
SPECIALTY SURPLUS INSURANCE CO.	IL	35,091,630	2,685,398	32,406,232	-	256,827	-
SPRINGFIELD FIRE & CASUALTY CO.	IL	10,764,109	3,710,351	7,053,758	2,030,253	526,868	2,580,689
ST PAUL PROTECTIVE INSURANCE CO.	IL	509,379,819	275,504,470	233,875,349	105,209,436	55,523,609	2,238,074
STATE FARM FIRE & CASUALTY CO.	IL	25,815,803,088	17,631,156,110	8,184,646,979	12,421,703,982	9,051,324,169	1,153,188,766
STATE FARM GENERAL INSURANCE CO.	IL	4,497,241,533	2,582,444,516	1,914,797,018	1,681,924,765	975,880,525	42,461
STATE FARM GUARANTY INSURANCE CO	IL	12,901,719	4,134,699	8,767,020	-	-	-
STATE FARM INDEMNITY CO.	IL	1,902,643,407	900,399,450	1,002,243,957	526,711,038	396,505,299	-
STATEWIDE INSURANCE CO.	IL						
SUA INSURANCE CO.	IL	333,542,118	239,657,765	93,884,353	137,274,748	46,019,574	4,362,596
TEACHERS INSURANCE CO.	IL	275,127,531	182,034,740	93,092,791	197,229,983	130,097,229	7,288,478
THIRD COAST INSURANCE CO.	IL	13,850,194	311,765	13,538,429	-	24,503	-
TITAN PROPERTY AND CASUALTY INSURANCE CO	IL	2,524,517	43,617	2,480,900	11,607	-	14,980

<u>Company Name</u>	<u>State</u>	<u>Assets</u>	<u>Liabilities</u>	<u>Policyholder</u>	<u>Net Premiums</u>	<u>Net Losses</u>	<u>Direct IL</u>
				<u>Surplus</u>	<u>Written</u>	<u>Paid</u>	<u>Premium</u>
TRANSGUARD INS CO OF AMERICA INC	IL	194,941,142	125,401,165	69,539,977	57,510,497	27,702,362	35,351,543
TRANSPORTATION INSURANCE CO.	IL	35,434,291	677,922	34,756,369	-	-	11,921,633
TRIAD GUARANTY ASSURANCE CORPORATION	IL	26,777,313	15,820,714	10,956,599	5,503,587	2,874,351	-
TRIAD GUARANTY INSURANCE CORPORATION	IL	1,047,039,591	959,012,162	88,027,429	236,572,086	139,206,034	6,749,745
U S INSURANCE CO. OF AMERICA	IL	2,920,750	370,465	2,550,285	280,160	-	666,909
UNIQUE INSURANCE CO.	IL	34,435,178	26,107,705	8,327,473	25,987,476	8,898,442	25,604,022
UNITED CASUALTY INSURANCE CO. OF AM	IL	15,813,658	6,616,734	9,196,924	2,867,163	985,405	1,709,765
UNITED EQUITABLE INSURANCE CO.	IL	14,615,368	11,137,774	3,477,594	12,894,233	6,503,061	12,894,233
UNITRIN DIRECT INSURANCE CO.	IL	37,187,494	24,748,212	12,439,282	7,464,441	5,350,227	907,768
UNITRIN DIRECT PROPERTY & CASUALTY CO	IL	52,806,358	40,026,916	12,779,442	16,741,014	10,961,230	1,391,631
UNIVERSAL CASUALTY CO.	IL	92,922,482	67,734,356	25,188,126	53,041,059	26,060,211	49,739,555
USPLATE GLASS INSURANCE CO.	IL	16,273,743	5,486,622	10,787,121	10,081,604	1,221,971	185,687
VIRGINIA SURETY CO. INC	IL	1,063,482,729	801,623,484	261,859,245	341,930,100	306,921,311	197,892,221
ZURICH AMERICAN INSURANCE CO. OF IL	IL	58,379,111	16,892,916	41,486,195	-	-	4,823,326
Type Total		145,763,956,553	100,617,245,256	45,146,711,303	55,006,502,527	34,354,036,096	5,484,966,112

Domestic Mutual Companies

AMERICAN MANUFACTURERS MUTUAL INS CO	IL	11,326,964	215,690	11,111,274	-	-	23,227
COUNTRY MUTUAL INSURANCE CO.	IL	3,378,367,385	1,962,139,958	1,416,227,427	1,802,434,828	1,144,344,223	797,056,638
FLORISTS MUTUAL INSURANCE CO.	IL	153,290,443	101,732,426	51,558,017	47,249,422	28,555,811	5,597,744
ILLINOIS CASUALTY CO. (A MUT INS CO)	IL	77,989,916	58,619,307	19,370,609	27,798,354	9,861,326	23,375,341
ILLINOIS STATE BAR ASSN MUT IN CO	IL	56,568,449	32,005,159	24,563,290	10,985,350	2,580,121	16,670,492
INDEPENDENT MUTUAL FIRE INSURANCE CO	IL	26,758,152	2,504,030	24,254,122	5,978,582	1,274,773	1,483,348
ISMIE MUTUAL INSURANCE CO.	IL	1,464,501,685	1,104,475,942	360,025,742	232,950,471	69,039,416	355,890,320
LUMBERMENS MUTUAL CASUALTY CO.	IL	1,407,872,250	1,294,700,035	113,172,215	6,105,596	204,814,018	(123,326)
LUTHERAN MUTUAL FIRE INSURANCE CO.	IL	8,986,507	215,323	8,771,184	267,831	192,467	341,463
MADISON MUTUAL INSURANCE CO.	IL	63,789,443	24,072,084	39,717,359	28,286,454	20,628,519	30,479,062
MT CARROLL MUTUAL INSURANCE CO.	IL	2,973,584	450,388	2,523,196	958,088	739,101	1,989,623
NHRMA MUTUAL INSURANCE CO.	IL	23,454,924	19,388,966	4,065,958	11,496,593	8,027,185	11,905,688
PODIATRY INSURANCE CO OF AM A MUT CO	IL	266,042,013	190,999,480	75,042,533	81,145,881	33,242,585	5,770,397

<u>Company Name</u>	<u>State</u>	<u>Assets</u>	<u>Liabilities</u>	<u>Policyholder Surplus</u>	<u>Net Premiums Written</u>	<u>Net Losses Paid</u>	<u>Direct IL Premium</u>
ROCKFORD MUTUAL INSURANCE CO.	IL	67,389,944	35,349,356	32,040,588	34,096,071	16,218,263	32,359,213
STANDARD MUTUAL INSURANCE CO.	IL	65,100,000	37,150,000	27,950,000	38,839,969	24,535,275	28,897,874
STATE FARM MUTUAL AUTOMOBILE INSURANCE CO	IL	92,017,548,273	38,743,596,762	53,273,951,511	31,963,355,505	21,098,156,074	1,674,673,690
Type Total		99,091,959,932	43,607,614,906	55,484,345,025	34,291,948,995	22,662,209,157	2,986,390,794
<u>Domestic Risk Retention Groups</u>							
OMS NATIONAL INSURANCE CO., RRG	IL	295,175,904	206,827,640	88,348,264	74,502,126	11,172,661	1,589,953
<u>Domestic Surplus Lines Companies</u>							
AMERICAN INTERNATIONAL SPECIALTY LINES	IL	2,653,869,672	1,927,673,595	726,196,077	198,240,912	189,586,301	(14,545,546)
ARGONAUT LIMITED RISK INSURANCE CO.	IL	20,012,830	678,962	19,333,868	-	-	-
COLUMBIA CASUALTY CO.	IL	274,124,503	270,640	273,853,863	-	-	24,076,306
DISCOVER SPECIALTY INSURANCE CO.	IL	103,293,299	67,005,354	36,287,945	25,395,381	13,402,250	13,739
FIRST MERCURY INSURANCE CO.	IL	555,006,898	377,812,116	177,194,782	196,731,471	26,631,406	5,719,371
HISCOX SPECIALTY INSURANCE CO. INC	IL	20,078,172	26,390	20,051,782	-	-	-
ILLINOIS UNION INSURANCE CO.	IL	449,735,688	318,319,611	131,416,077	-	2	15,186,912
ISMIE INDEMNITY CO.	IL	16,529,735	441,152	16,088,583	-	-	-
MT HAWLEY INSURANCE CO.	IL	1,052,280,349	582,170,917	470,109,432	238,591,296	75,704,748	7,815,945
NOETIC SPECIALTY INSURANCE CO.	IL	92,005,643	62,498,401	29,507,242	12,990,956	6,796,615	1,023,935
PRIME INSURANCE CO.	IL	34,519,691	6,154,653	28,365,038	3,479,353	711,413	-
Type Total		5,271,456,480	3,343,051,791	1,928,404,689	675,429,369	312,832,735	39,290,662
<u>Domestic Inter Insurance Exchanges</u>							
FARMERS AUTOMOBILE INSURANCE ASSN THE	IL	850,738,846	475,084,903	375,653,943	318,709,529	226,063,063	105,007,637
GOVERNMENTAL INTERINSURANCE EXCHANGE	IL	64,368,338	21,351,320	43,017,018	6,036,235	3,058,467	3,180,790
Type Total		915,107,184	496,436,223	418,670,961	324,745,764	229,121,530	108,188,427
<u>Illinois Insurance Exchange</u>							
PRIME INSURANCE SYNDICATE INC THE	IL	23,694,538	12,020,231	11,674,307	3,693,299	4,181,329	983,773

<u>Company Name</u>	<u>State</u>	<u>Assets</u>	<u>Liabilities</u>	<u>Policyholder Surplus</u>	<u>Net Premiums Written</u>	<u>Net Losses Paid</u>	<u>Direct IL Premium</u>
<u>Domestic Mutual Holding CO.</u>							
AFFILIATED MUTUAL HOLDING CO.	IL	17,413,917	(1,383)	17,415,300	-	-	-
<u>Foreign Stock Insurance Companies</u>							
1ST AUTO & CASUALTY INSURANCE CO.	WI	29,860,301	17,905,867	11,954,434	16,699,668	10,687,990	-
21ST CENTURY CASUALTY CO.	CA	11,420,483	174,349	11,246,134	-	-	-
21ST CENTURY INSURANCE CO.	CA	1,232,192,783	485,618,061	746,574,722	200,679,025	464,412,165	7,010,774
ACA FINANCIAL GUARANTY CORPORATION	MD	441,209,412	339,923,018	101,286,394	(17,165,492)	238,524,097	-
ACCEPTANCE INSURANCE CO.	NE	35,337,067	51,263,659	(15,926,592)	-	3,747,265	-
ACCIDENT FUND GENERAL INSURANCE CO	MI	108,941,014	77,034,703	31,906,311	34,459,716	18,203,433	4,531,016
ACCIDENT FUND INSURANCE CO OF AMERICA	MI	1,988,926,769	1,411,654,175	577,272,594	689,551,049	364,068,692	51,868,244
ACCIDENT FUND NATIONAL INSURANCE CO	MI	195,762,580	143,327,581	52,434,999	51,689,574	27,305,152	8,155,065
ACCREDITED SURETY & CASUALTY CO, INC	FL	28,330,787	7,865,259	20,465,529	9,999,270	1,521,820	71,021
ACE AMERICAN INSURANCE CO.	PA	8,051,108,526	6,261,468,819	1,789,639,707	1,029,165,055	598,757,816	123,240,233
ACE FIRE UNDERWRITERS INSURANCE CO.	PA	91,544,052	30,241,100	61,302,952	5,593,288	3,254,123	3,143,619
ACE INDEMNITY INSURANCE CO.	PA	33,931,079	18,309,668	15,621,411	5,593,287	3,254,123	-
ACE PROPERTY AND CASUALTY INS CO	PA	5,785,088,136	4,314,926,492	1,470,161,644	978,825,469	569,470,748	54,188,451
ADMIRAL INDEMNITY CO.	DE	79,459,282	49,410,755	30,048,526	13,332,255	4,650,094	2,859,923
ADVANTA INSURANCE CO.	AZ	17,627,221	555,417	17,071,804	4,778,214	6,756	-
ADVANTAGE WORKERS COMPENSATION INS CO	IN	116,272,822	56,738,682	59,534,140	36,600,414	16,628,184	104,612
AEGIS SECURITY INSURANCE CO.	PA	68,862,750	31,399,592	37,463,158	45,395,651	21,696,554	807,235
AETNA INSURANCE CO. OF CONNECTICUT	CT	18,195,063	598,599	17,596,464	345,875	737,151	267,371
AFFILIATED F M INSURANCE CO.	RI	1,470,531,711	774,996,920	695,534,791	336,172,888	168,341,098	22,814,373
AGRI GENERAL INSURANCE CO.	IA	1,007,539,779	489,328,449	518,211,330	981,888,447	462,606,811	28,356,593
AIG CASUALTY CO.	PA	4,125,709,073	2,669,045,691	1,456,663,382	865,678,137	711,460,453	17,577,085
AIG CENTENNIAL INSURANCE CO.	PA	815,538,640	510,629,380	304,909,260	437,569,605	215,501,653	576,978
AIG NATIONAL INSURANCE CO.	NY	73,990,502	56,634,425	17,356,077	48,618,845	23,944,628	5,951,442
AIG PREFERRED INSURANCE CO.	PA	113,155,778	85,052,802	28,102,976	72,928,268	35,916,944	680,519
AIG PREMIER INSURANCE CO.	PA	513,298,169	369,526,048	143,772,121	316,022,492	155,640,083	492,558
AIOI INSURANCE CO. OF AMERICA	NY	75,253,715	44,530,425	30,723,285	18,431,521	5,390,718	-

<u>Company Name</u>	<u>State</u>	<u>Assets</u>	<u>Liabilities</u>	<u>Policyholder Surplus</u>	<u>Net Premiums Written</u>	<u>Net Losses Paid</u>	<u>Direct IL Premium</u>
AIU INSURANCE CO.	NY	3,156,749,740	2,431,064,477	725,685,263	1,175,152,790	595,963,041	64,125
ALASKA NATIONAL INSURANCE CO.	AK	705,327,394	439,503,609	265,823,785	168,749,017	60,668,079	(691)
ALEA NORTH AMERICA INSURANCE CO.	NY	326,899,807	190,281,412	136,618,395	488,708	28,095,930	(44,203)
ALL AMERICA INSURANCE CO.	OH	243,792,254	142,718,028	101,074,218	87,662,064	48,656,294	3,412,213
ALLEGHENY CASUALTY CO.	PA	22,763,706	5,383,662	17,380,044	33,219,767	-	169,043
ALLIANCE ASSURANCE CO. OF AMERICA	NY	61,887,183	1,056,103	60,831,080	-	-	-
ALLIANZ GLOBAL RISKS US INS CO	CA	4,846,432,401	1,125,058,083	3,721,374,318	412,458,686	124,562,447	31,957,113
ALLIED EASTERN INDEMNITY CO.	PA	26,152,979	15,884,119	10,268,860	9,015,301	3,238,535	-
ALLIED PROPERTY & CASUALTY INS CO	IA	248,318,374	190,445,622	57,872,752	-	-	45,284,704
ALLIED WORLD NATIONAL ASSURANCE CO.	NH	195,872,234	88,922,122	106,950,112	21,719,312	4,666,519	5,006,703
ALLIED WORLD REINSURANCE CO.	NJ	684,767,831	92,725,372	592,042,459	32,300,318	1,496	849
ALLMERICA FINANCIAL ALLIANCE INS CO	NH	16,680,461	1,585	16,678,876	-	-	14,197,775
ALLMERICA FINANCIAL BENEFIT INS CO	MI	16,194,473	7,098	16,187,375	-	-	1,093,847
ALPHA PROPERTY & CASUALTY INSURANCE CO	WI	35,740,018	22,115,441	13,624,577	-	-	705,532
AMBAC ASSURANCE CORPORATION	WI	10,781,055,521	9,226,607,110	1,554,448,411	502,331,970	567,246,523	26,744,460
AMCO INSURANCE CO.	IA	2,061,884,277	1,645,355,388	416,528,889	-	-	48,675,889
AMCOMP ASSURANCE CORPORATION	FL	453,694,821	358,312,516	95,382,306	43,876,584	(1,977,890)	13,668,828
AMCOMP PREFERRED INSURANCE CO.	FL	448,888,712	271,532,623	177,356,089	56,669,484	75,240,251	761,983
AMERICAN AGRI BUSINESS INSURANCE CO.	TX	573,266,487	557,118,497	16,147,990	(9,209)	2,133,303	20,779,601
AMERICAN AGRICULTURAL INSURANCE CO.	IN	1,188,211,395	683,066,747	505,144,648	367,775,464	428,093,374	-
AMERICAN ALTERNATIVE INS CORP	DE	461,830,983	316,086,826	145,744,157	51,073,569	21,977,697	37,178,949
AMERICAN AUTOMOBILE INSURANCE CO.	MO	468,296,528	255,720,827	212,575,701	119,740,382	65,608,722	30,000,417
AMERICAN BANKERS INSURANCE CO. OF FL	FL	1,270,172,340	820,307,907	449,864,433	778,438,973	327,304,455	51,703,914
AMERICAN CASUALTY CO. OF READING PA	PA	115,388,829	936,254	114,452,575	-	-	19,649,761
AMERICAN CENTURY CASUALTY CO.	TX	127,969,655	80,624,731	47,344,924	85,949,116	39,881,436	-
AMERICAN COMMERCE INSURANCE CO.	OH	346,613,144	207,240,478	139,372,666	139,405,754	83,626,288	1,212,987
AMERICAN COMPENSATION INSURANCE CO.	MN	89,668,208	43,127,704	46,540,503	22,714,832	45,119,749	1,108,131
AMERICAN CONTRACTORS INDEMNITY CO.	CA	245,372,925	177,770,120	67,602,804	85,606,984	14,504,150	1,910,255
AMERICAN ECONOMY INSURANCE CO.	IN	1,438,460,340	1,129,311,330	309,149,010	747,733,365	414,959,218	18,627,310
AMERICAN EMPIRE INSURANCE CO.	OH	45,760,834	22,124,206	23,636,628	6,022,210	3,143,472	-

<u>Company Name</u>	<u>State</u>	<u>Assets</u>	<u>Liabilities</u>	<u>Policyholder</u>	<u>Net Premiums</u>		<u>Net Losses</u>		<u>Direct IL</u>
					<u>Surplus</u>	<u>Written</u>	<u>Paid</u>	<u>Premium</u>	
AMERICAN EQUITY SPECIALTY INS CO	CT	78,942,857	48,734,432	30,208,425	18,139,558	9,573,036	3,402,007		
AMERICAN FAMILY HOME INSURANCE CO.	FL	451,926,619	321,714,177	130,212,442	222,150,306	98,688,671	1,632,967		
AMERICAN FARMERS & RANCHERS INSURANCE CO	ID	21,131,309	9,788,414	11,342,895	-	(290,294)	(19)		
AMERICAN FEDERATION INSURANCE CO.	FL	19,873,582	4,466,488	15,407,094	-	-	-		
AMERICAN FIRE AND CASUALTY CO.	OH	157,231,383	121,454,258	35,777,125	84,731,716	(27,779,076)	5,837,143		
AMERICAN GENERAL PROPERTY INS CO	TN	56,862,223	16,337,104	40,525,119	18,265	712,907	-		
AMERICAN GUARANTEE & LIABILITY INS CO	NY	215,450,215	59,154,814	156,295,400	-	-	63,238,281		
AMERICAN HALLMARK INSURANCE CO OF TEXAS	TX	228,578,008	140,970,240	87,607,768	108,066,498	46,896,235	-		
AMERICAN HEALTHCARE INDEMNITY CO.	DE	124,739,539	80,517,345	44,222,194	32,145,886	7,692,163	-		
AMERICAN HOME ASSURANCE CO.	NY	26,862,781,349	21,160,865,864	5,701,915,485	6,846,008,970	5,256,317,452	81,849,981		
AMERICAN INDEPENDENT INSURANCE CO.	PA	101,732,832	68,237,043	33,495,789	35,667,066	23,710,483	-		
AMERICAN INSURANCE CO. THE	OH	1,449,214,188	1,054,695,264	394,518,924	550,805,290	301,798,272	9,886,891		
AMERICAN INTERNATIONAL INSURANCE CO THE	NY	1,726,157,341	1,352,454,059	373,703,282	508,265,049	337,480,446	16,425,660		
AMERICAN INTERNATIONAL SOUTH INS CO	PA	38,419,725	135,319	38,284,406	-	-	16,151,265		
AMERICAN INTERSTATE INSURANCE CO.	LA	903,396,577	627,058,473	276,338,104	231,338,740	110,129,465	20,413,360		
AMERICAN MERCHANTS CASUALTY CO.	DE	59,073,663	2,058,186	57,015,477	356,197	-	-		
AMERICAN MERCURY INSURANCE CO.	OK	335,274,722	227,943,482	107,331,240	196,318,488	144,404,503	783,630		
AMERICAN MINING INSURANCE CO. INC	AL	35,533,807	2,958,619	32,575,188	(1,494,273)	55,407,647	-		
AMERICAN MODERN HOME INSURANCE CO.	OH	908,788,100	636,107,935	272,680,165	388,869,943	174,368,132	10,776,871		
AMERICAN MODERN SELECT INSURANCE CO.	OH	104,027,469	81,146,100	22,881,368	41,138,909	18,275,679	1,692,767		
AMERICAN NATIONAL GENERAL INSURANCE CO	MO	99,258,381	30,220,970	69,037,411	22,062,806	17,128,425	245,626		
AMERICAN NATIONAL PROPERTY & CASUALTY CO	MO	1,107,184,828	720,945,152	386,239,676	563,102,130	435,983,446	12,248,893		
AMERICAN PET INSURANCE CO. INC	NY	10,127,289	78,818	10,048,471	77,454	61,987	2,847		
AMERICAN PHYSICIANS ASSURANCE CORP	MI	815,029,880	620,731,554	194,298,326	120,123,819	19,167,713	33,704,015		
AMERICAN RELIABLE INSURANCE CO.	AZ	321,191,886	221,335,717	99,856,169	175,449,335	110,068,408	4,127,574		
AMERICAN ROAD INSURANCE CO. THE	MI	590,367,961	319,300,735	271,067,226	112,723,508	94,916,025	4,368,318		
AMERICAN SAFETY CASUALTY INS CO	OK	191,102,129	117,911,630	73,190,499	18,546,557	8,022,987	291,411		
AMERICAN SECURITY INSURANCE CO.	DE	1,881,122,210	1,095,779,072	785,343,138	1,542,747,718	335,497,207	81,132,910		
AMERICAN SELECT INSURANCE CO.	OH	167,868,668	114,758,116	53,110,552	82,062,175	43,399,992	1,289,650		
AMERICAN SENTINEL INSURANCE CO.	PA	21,449,982	10,291,664	11,158,318	15,131,800	7,207,800	314,887		

<u>Company Name</u>	<u>State</u>	<u>Assets</u>	<u>Liabilities</u>	<u>Policyholder</u>	<u>Net Premiums</u>		<u>Net Losses</u>		<u>Direct IL</u>
					<u>Surplus</u>	<u>Written</u>	<u>Paid</u>	<u>Premium</u>	
AMERICAN SOUTHERN HOME INSURANCE CO.	FL	94,079,050	69,261,784	24,817,266	32,911,141	14,620,544	-	-	
AMERICAN SOUTHERN INSURANCE CO.	KS	95,852,475	59,413,690	36,438,784	36,879,296	12,375,852	2,207,359		
AMERICAN STANDARD INSURANCE CO OF WI	WI	356,834,013	93,966,302	262,867,711	-	-	23,544,452		
AMERICAN STATES INSURANCE CO.	IN	2,077,124,323	1,535,875,738	541,248,585	1,014,780,999	563,158,936	22,362,486		
AMERICAN STATES PREFERRED INS CO	IN	211,346,277	162,336,760	49,009,517	106,819,052	59,279,888	368,598		
AMERICAN STRATEGIC INSURANCE CORP	FL	278,831,130	144,015,974	134,815,157	123,228,988	31,416,219	-		
AMERICAN SURETY CO.	IN	13,633,472	2,243,292	11,390,180	8,718,581	(123,665)	-		
AMERICAS INSURANCE CO.	LA	15,235,961	1,996,000	13,239,961	923,919	232,249	-		
AMERIPRISE INSURANCE CO.	WI	47,495,888	270,075	47,225,813	-	-	-		
AMERISURE INSURANCE CO.	MI	622,385,409	445,122,535	177,262,874	167,708,542	78,432,886	9,925,696		
AMGUARD INSURANCE CO.	PA	269,061,009	210,577,214	58,483,795	70,408,034	27,651,673	858,458		
ANESTHESIOLOGISTS PROFESSIONAL ASSR CO	FL	82,562,700	60,526,741	22,035,959	13,178,616	6,348,819	1,341		
ANSUR AMERICA INSURANCE CO.	MI	59,291,257	29,468,601	29,822,656	5,928,634	2,369,687	277,950		
ANTHEM INSURANCE COMPANIES INC	IN	2,204,027,435	1,731,851,961	472,175,474	4,941,490,494	4,106,667,855	-		
ARAG INSURANCE CO.	IA	48,814,898	14,981,406	33,833,493	53,698,026	26,608,860	3,723,205		
ARCH INDEMNITY INSURANCE CO.	NE	21,623,088	141,148	21,481,940	-	-	-		
ARCH INSURANCE CO.	MO	1,563,183,065	986,171,777	577,011,288	298,764,956	87,076,973	46,935,796		
ARCH REINSURANCE CO.	NE	1,142,493,497	376,485,511	766,007,986	83,457,952	37,911,402	-		
ARGUS FIRE AND CASUALTY INS CO	FL	32,205,067	24,296,922	7,908,145	16,865,883	5,285,932	-		
ARMOR ASSURANCE CO.	VT	22,856,631	593,356	22,263,275	117,795	-	5,974		
ARROWOOD INDEMNITY CO.	DE	2,510,706,039	2,179,245,665	331,460,374	(5,738,010)	392,870,875	(870,393)		
ARTISAN AND TRUCKERS CASUALTY CO.	WI	75,409,072	53,339,420	22,069,652	15,246,273	4,524,921	18,304,019		
ASSOCIATED INDEMNITY CORPORATION	CA	178,762,805	103,016,351	75,746,454	47,896,167	26,243,480	9,125,462		
ASSURANCE CO. OF AMERICA	NY	30,830,372	12,148,112	18,682,260	-	-	9,337,171		
ASSURANCEAMERICA INSURANCE CO.	SC	61,941,771	51,232,877	10,708,894	28,912,888	18,870,320	-		
ASSURED GUARANTY CORP	MD	1,803,146,295	1,425,012,944	378,133,351	429,412,410	88,360,218	16,937,587		
ATHENA ASSURANCE CO.	MN	196,695,147	137,768,890	58,926,258	52,604,718	27,761,804	5,024		
ATLANTIC INSURANCE CO.	TX	8,732,238	-	8,732,238	-	-	-		
ATLANTIC SPECIALTY INSURANCE CO.	NY	66,158,315	16,171,568	49,986,747	10,368,549	5,001,993	(11,916)		
ATRADIUS TRADE CREDIT INSURANCE INC	MD	115,776,181	64,528,149	51,248,033	21,121,427	7,850,920	11,681,974		

<u>Company Name</u>	<u>State</u>	<u>Assets</u>	<u>Liabilities</u>	<u>Policyholder</u>	<u>Net Premiums</u>		<u>Net Losses</u>	<u>Direct IL</u>
					<u>Surplus</u>	<u>Written</u>		
						<u>Paid</u>	<u>Premium</u>	
AUTO CLUB FAMILY INSURANCE CO.	MO	69,600,247	46,261,183	23,339,064	25,196,854	14,849,363	2,956,261	
AUTO CLUB PROPERTY CASUALTY INS CO	IA	34,562,847	6,259,832	28,303,015	5,171,057	1,713,138	53,466	
AUTOMOBILE INSURANCE CO OF HARTFORD THE	CT	954,984,281	670,822,414	284,161,867	248,511,945	131,150,593	5,723,046	
AUTOONE INSURANCE CO.		72,300,095	26,703,137	45,596,958	17,280,912	8,336,658	-	
AVEMCO INSURANCE CO.	MD	119,303,230	49,506,489	69,796,741	42,557,541	20,011,721	1,382,069	
AVOMARK INSURANCE CO.	IN	11,244,804	362,469	10,882,335	-	-	-	
AXA ART INSURANCE CORPORATION	NY	56,629,022	22,219,543	34,409,479	13,669,791	8,343,566	1,784,806	
AXA INSURANCE CO.	NY	183,323,248	85,448,138	97,875,110	22,426,564	4,759,743	1,053,201	
AXA RE PROPERTY AND CASUALTY INS CO	DE	39,798,658	12,830,866	26,967,792	-	-	-	
AXIS REINSURANCE CO.	NY	1,862,490,455	1,342,824,700	519,665,755	387,569,392	128,414,412	2,896,111	
BALBOA INSURANCE CO.	CA	2,581,547,121	1,326,491,888	1,255,055,233	1,517,590,076	519,353,718	26,662,528	
BANCINSURE INC	OK	97,802,064	68,840,922	28,961,142	46,481,350	26,472,009	2,046,095	
BANKERS INSURANCE CO.	FL	110,143,824	68,842,367	41,301,456	45,022,703	13,443,229	303,188	
BANKERS STANDARD INSURANCE CO.	PA	315,446,730	192,298,452	123,148,278	58,729,530	34,168,243	1,272,356	
BAR PLAN SURETY AND FIDELITY CO. THE	MO	4,310,133	950,071	3,360,062	333,340	94,483	45,213	
BAY STATE INSURANCE CO.	MA	293,936,371	113,756,068	180,180,304	65,448,915	26,593,067	-	
BCS INSURANCE CO.	OH	221,788,448	81,231,426	140,557,022	111,997,992	64,092,679	7,194,508	
BEAZLEY INSURANCE CO., INC	CT	199,301,750	87,757,661	111,544,089	39,257,351	6,380,906	9,817,419	
BENCHMARK INSURANCE CO.	KS	82,510,653	42,112,587	40,398,066	12,977,181	8,267,283	708,154	
BERKLEY INSURANCE CO.	DE	6,846,450,134	4,809,821,463	2,036,628,671	1,232,305,050	617,327,534	-	
BERKLEY REGIONAL INSURANCE CO.	DE	2,665,456,179	2,055,155,543	610,300,636	1,276,901,910	536,362,987	612,772	
BERKSHIRE HATHAWAY ASSURANCE CORP	NY	1,584,617,787	618,012,807	966,604,980	588,194,606	-	8,019,017	
BLUE RIDGE INSURANCE CO.	WI	142,318,786	98,878,794	43,439,992	54,336,053	46,235,631	-	
BRISTOL WEST INSURANCE CO.	OH	178,952,598	144,172,485	34,780,113	22,719,266	28,970,969	10,098,518	
CALIFORNIA CASUALTY & FIRE INSURANCE CO	CA	53,873,163	26,635,135	27,238,028	22,102,903	13,125,958	-	
CALIFORNIA CASUALTY GENERAL INS CO OF OR	OR	93,240,541	60,657,811	32,582,730	26,523,484	15,751,149	3,385,773	
CALIFORNIA CASUALTY INSURANCE CO.	CA	116,425,535	29,316,565	87,108,970	17,682,323	10,500,766	-	
CALIFORNIA INSURANCE CO.	CA	277,346,590	147,914,281	129,432,308	85,956,431	21,992,354	-	
CAMDEN FIRE INSURANCE ASSOCIATION, THE	NJ	67,087,345	2,704,829	64,382,516	-	-	-	
CAMERON NATIONAL INSURANCE CO.	MO	11,272,088	5,595,745	5,676,343	908,880	-	-	

<u>Company Name</u>	<u>State</u>	<u>Assets</u>	<u>Liabilities</u>	<u>Policyholder</u>	<u>Net Premiums</u>	<u>Net Losses</u>	<u>Direct IL</u>
				<u>Surplus</u>	<u>Written</u>	<u>Paid</u>	<u>Premium</u>
CAMPMED CASUALTY & IND CO INC OF MD	MD	34,731,487	23,913,570	10,817,917	8,074,589	2,602,262	-
CANAL INSURANCE CO.	SC	1,043,988,432	578,899,004	465,089,428	238,178,705	244,822,552	9,438,614
CAPITAL CITY INSURANCE CO. INC	SC	139,581,505	114,038,403	25,543,102	56,218,339	25,864,058	4,335
CAPITAL MARKETS ASSURANCE CORPORATION	NY	126,245,991	1,488,464	124,757,527	-	-	-
CAPITOL INDEMNITY CORPORATION	WI	405,546,996	235,737,763	169,809,233	124,156,021	50,568,989	14,026,379
CARDIF PROPERTY AND CASUALTY INS CO	TX	11,202,095	1,021,044	10,181,054	61,236	10,758	-
CAROLINA CASUALTY INSURANCE CO.	IA	797,378,744	586,792,916	210,585,828	308,638,062	222,434,377	21,796,658
CATERPILLAR INSURANCE CO.	MO	323,578,180	214,679,479	108,898,701	113,633,239	38,819,995	3,324,085
CATLIN INSURANCE CO. INC	TX	68,507,283	13,148,817	55,358,466	5,275,867	1,289,572	538,409
CENSTAT CASUALTY CO.	NE	12,832,956	1,363,132	11,469,824	988,433	272,253	-
CENTENNIAL INSURANCE CO.	NY	99,490,013	87,207,428	12,282,585	149,044	19,721,315	(563)
CENTRAL STATES INDEMNITY CO OF OMAHA	NE	222,709,816	30,250,068	192,459,748	48,529,656	6,953,363	2,443,353
CENTRE INSURANCE CO.	DE	266,164,660	215,104,297	51,060,364	12,497	740,306	-
CENTURION CASUALTY CO.	IA	383,490,861	19,668,270	363,822,591	36,492,348	3,691,232	-
CENTURY INDEMNITY CO.	PA	1,111,084,028	1,086,084,028	25,000,000	5,033	88,458,758	-
CENTURY NATIONAL INSURANCE CO.	CA	503,493,023	279,968,981	223,524,042	142,290,026	80,508,552	2,321,066
CHARTER INDEMNITY CO.	TX	11,692,989	906,010	10,786,979	-	-	1,846,187
CHARTER OAK FIRE INSURANCE CO. THE	CT	865,457,244	643,502,924	221,954,320	230,372,387	121,577,557	37,624,397
CHEROKEE INSURANCE CO.	MI	212,649,721	144,433,678	68,216,043	126,214,014	93,241,672	154,118
CHUBB INDEMNITY INSURANCE CO.	NY	255,180,452	182,688,504	72,491,948	44,219,329	20,372,877	14,262,476
CHUBB NATIONAL INSURANCE CO.	IN	201,357,531	129,041,028	72,316,503	44,219,329	20,372,877	38,393,623
CHURCH INSURANCE CO. THE	NY	47,494,793	29,950,064	17,544,729	(573,123)	4,226,321	(2,620)
CIFG ASSURANCE NORTH AMERICA, INC	NY	306,035,605	2,924,792,305	(2,618,756,700)	7,240,624	15,762,996	136,476
CIM INSURANCE CORPORATION	MI	17,753,768	2,186,334	15,567,434	-	-	-
CINCINNATI CASUALTY CO. THE	OH	297,501,111	34,817,770	262,683,341	-	-	45,609,169
CINCINNATI EQUITABLE INSURANCE CO.	OH	6,663,238	957,978	5,705,260	(57,792)	971,948	-
CINCINNATI INDEMNITY CO.	OH	75,624,740	10,091,048	65,533,692	-	-	7,446,698
CINCINNATI INSURANCE CO. THE	OH	8,636,086,821	5,275,789,114	3,360,297,707	2,998,472,756	1,629,109,761	228,138,584
CITIZENS INSURANCE CO. OF AMERICA	MI	1,528,008,735	889,721,410	638,287,325	692,258,538	444,094,536	17,416,179
CLARENDON NATIONAL INSURANCE CO.	NJ	791,752,437	450,426,300	341,326,137	(8,330,488)	15,532,137	1,740,706

<u>Company Name</u>	<u>State</u>	<u>Assets</u>	<u>Liabilities</u>	<u>Policyholder</u>	<u>Net Premiums</u>	<u>Net Losses</u>	<u>Direct IL</u>
				<u>Surplus</u>	<u>Written</u>	<u>Paid</u>	<u>Premium</u>
CLEARWATER INSURANCE CO.	DE	1,283,449,946	647,917,586	635,532,360	40,539,912	108,050,556	-
CLEARWATER SELECT INSURANCE CO.	DE	103,232,547	11,987,986	91,244,561	950,930	3,109,425	-
CLERMONT INSURANCE CO.	IA	24,475,421	827,715	23,647,706	-	-	-
CMG MORTGAGE ASSURANCE CO.	WI	9,285,267	1,582,485	7,702,782	485,745	225,368	14,059
CMG MORTGAGE INSURANCE CO.	WI	385,551,582	299,046,670	86,504,912	81,928,817	21,554,892	2,703,746
CNL/INSURANCE AMERICA INC	GA	29,010,931	9,532,969	19,477,962	14,062,402	4,417,058	-
COFACE NORTH AMERICA INSURANCE CO.	MA	101,986,490	52,749,038	49,237,452	38,103,946	17,471,195	6,711,527
COLISEUM REINSURANCE CO.	DE	618,869,596	188,399,907	430,469,689	(1,245,605)	32,954,783	-
COLOGNE REINSURANCE CO. OF AMERICA	CT	109,621,360	69,858,676	39,762,684	(305,134)	2,360,616	-
COLONIAL AMERICAN CASUALTY AND SURETY CO	MD	28,297,871	5,094,892	23,202,979	-	-	722,154
COLONIAL SURETY CO.	PA	32,670,856	20,061,914	12,608,942	9,169,990	(66,734)	73,900
COLONY NATIONAL INSURANCE CO.	VA	411,602,350	303,107,691	108,494,659	81,805,612	31,767,859	-
COLORADO CASUALTY INSURANCE CO.	CO	21,569,895	1,975,160	19,594,735	-	-	-
COLUMBIA INSURANCE CO.	NE	11,049,949,690	3,679,320,831	7,370,628,861	486,489,317	273,226,366	-
COLUMBIA NATIONAL INSURANCE CO.	NE	84,368,657	52,140,711	32,227,946	44,412,851	33,192,373	1,100,557
COMMERCE & INDUSTRY INSURANCE CO.	NY	8,665,878,148	5,987,894,151	2,677,983,997	2,023,273,555	1,241,993,982	49,252,029
COMMERCIAL CASUALTY INSURANCE CO.	CA	182,158,607	115,568,553	66,590,054	1,253	11,628,289	-
COMMERCIAL LOAN INSURANCE CORPORATION	WI	12,132,513	485,730	11,646,783	34,699	-	-
COMMONWEALTH INSURANCE CO OF AMERICA	WA	54,001,588	30,317,654	23,683,934	13,717,527	6,401,278	1,565,208
COMPANION COMMERCIAL INSURANCE CO.	SC	14,022,158	5,382,633	8,639,525	-	-	817,958
COMPANION PROPERTY & CASUALTY INS CO	SC	506,569,049	327,082,448	179,486,600	152,327,047	62,403,646	7,492,305
COMPUTER INSURANCE CO.	RI	43,864,865	2,305,273	41,559,592	5,497,411	47,315	113,048
CONNIE LEE INSURANCE CO.	WI	184,186,216	27,211,286	156,974,930	1,444,300	(1,234,489)	-
CONSOLIDATED INSURANCE CO.	IN	28,003,560	5,786,621	22,216,939	-	-	47,314,461
CONSTITUTION INSURANCE CO.	NY	42,736,710	30,575,762	12,160,948	-	-	-
CONSUMERS INSURANCE USA INC	TN	59,533,918	34,862,005	24,671,913	42,128,037	25,004,591	3,512,432
CONTINENTAL HERITAGE INSURANCE CO.	OH	8,236,060	2,326,567	5,909,493	1,424,919	-	-
CONTINENTAL INDEMNITY CO.	IA	47,876,500	27,057,936	20,818,565	15,533,584	3,897,265	5,500,655
CONTINENTAL INSURANCE CO. THE	PA	3,747,589,719	2,238,279,801	1,509,309,918	(60)	6,124,381	13,366,426
CONTINENTAL WESTERN INSURANCE CO.	IA	256,553,914	169,026,562	87,527,352	-	-	35,872,759

<u>Company Name</u>	<u>State</u>	<u>Assets</u>	<u>Liabilities</u>	<u>Policyholder</u>	<u>Net Premiums</u>		<u>Net Losses</u>	<u>Direct IL</u>
					<u>Surplus</u>	<u>Written</u>		
						<u>Paid</u>	<u>Premium</u>	
CONTRACTORS BONDING & INSURANCE CO.	WA	213,947,889	115,839,257	98,108,632	70,971,021	13,837,607	415,521	
CONVERIUM REINSURANCE (NA) INC	CT	1,310,454,131	862,799,618	447,654,511	(963,777)	99,697,494	-	
CORNERSTONE NATIONAL INSURANCE CO.	MO	51,502,232	38,591,847	12,910,385	29,586,085	24,747,012	-	
COURTESY INSURANCE CO.	FL	420,597,931	292,298,955	128,298,976	108,468,345	54,010,789	1,973,564	
CRUM & FORSTER INDEMNITY CO.	DE	45,110,286	32,207,311	12,902,975	7,624,387	5,348,538	1,638,503	
CUMIS INSURANCE SOCIETY INC	IA	1,323,508,066	874,748,563	448,759,503	850,527,387	482,855,428	15,038,930	
DAIMLERCHRYSLER INSURANCE CO.	MI	223,296,495	118,574,570	104,721,925	121,315,959	67,487,151	3,415,003	
DAIRYLAND INSURANCE CO.	WI	1,213,138,075	741,248,994	471,889,080	312,580,353	204,964,039	5,743,572	
DALLAS NATIONAL INSURANCE CO.	TX	258,282,160	173,736,660	84,545,500	78,709,134	15,103,647	6,236,660	
DARWIN NATIONAL ASSURANCE CO.	DE	690,460,275	434,961,950	255,498,325	190,118,717	15,772,977	5,488,330	
DEALERS ASSURANCE CO.	OH	59,210,179	26,187,675	33,022,504	2,806,761	1,964,558	920,463	
DELOS INSURANCE CO.	DE	539,667,000	339,199,080	200,467,920	262,773,131	74,324,960	7,447,780	
DENTISTS INSURANCE CO. THE	CA	216,421,086	88,348,277	128,072,809	38,050,712	11,222,607	831,632	
DEPOSITORS INSURANCE CO.	IA	104,549,811	72,296,059	32,253,752	-	-	7,616,579	
DEVELOPERS SURETY AND INDEMNITY CO.	IA	128,061,135	56,715,279	71,345,855	55,629,124	4,627,737	1,138,393	
DIAMOND STATE INSURANCE CO.	IN	165,059,577	52,275,256	112,784,321	7,536,955	5,423,093	918,210	
DIRECT GENERAL INSURANCE CO.	IN	385,385,209	246,158,174	139,227,035	271,096,537	183,149,984	-	
DIRECT NATIONAL INSURANCE CO.	AR	20,085,133	13,202,023	6,883,110	13,942,655	7,855,664	1,096,958	
DORINCO REINSURANCE CO.	MI	1,610,540,962	1,078,821,020	531,719,942	174,188,671	159,012,113	-	
EASTERN ADVANTAGE ASSURANCE CO.	PA	17,333,118	9,220,883	8,112,235	8,876,772	810,743	-	
EASTERN ALLIANCE INSURANCE CO.	PA	126,774,058	85,108,581	41,665,477	49,095,905	21,197,123	-	
EASTERN ATLANTIC INSURANCE CO.	PA	45,527,081	17,617,676	27,909,405	2,391,242	2,062,857	-	
EASTGUARD INSURANCE CO.	PA	92,427,049	72,511,176	19,915,873	20,069,429	7,731,564	119,025	
ELECTRIC INSURANCE CO.	MA	1,250,575,618	900,532,648	350,042,970	370,100,011	263,510,287	10,777,095	
EMC PROPERTY & CASUALTY CO.	IA	126,939,687	68,583,990	58,355,697	36,515,191	20,592,502	16,521	
EMCASCO INSURANCE CO.	IA	356,181,874	264,883,787	91,298,087	140,844,316	79,428,220	8,991,612	
EMPIRE FIRE & MARINE INSURANCE CO.	NE	202,722,645	147,621,761	55,100,884	-	-	36,272,062	
EMPLOYERS COMPENSATION INSURANCE CO.	CA	1,275,461,003	938,049,809	337,411,194	146,627,398	196,991,745	3,752,743	
EMPLOYERS DIRECT INSURANCE CO.	CA	369,724,702	229,029,528	140,695,174	69,775,373	53,103,904	-	
EMPLOYERS FIRE INSURANCE CO. THE	MA	92,956,242	39,847,368	53,108,874	25,921,422	12,504,991	3,624,405	

<u>Company Name</u>	<u>State</u>	<u>Assets</u>	<u>Liabilities</u>	<u>Policyholder</u>	<u>Net Premiums</u>		<u>Net Losses</u>	<u>Direct IL</u>
					<u>Surplus</u>	<u>Written</u>		
EMPLOYERS INSURANCE CO. OF NEVADA	NV	1,983,869,237	1,583,469,373	400,399,864	223,242,781	(30,124,625)	-	
EMPLOYERS INSURANCE CO. OF WAUSAU	WI	3,719,919,033	2,770,468,781	949,450,252	1,070,654,079	745,218,994	12,549,986	
EMPLOYERS SECURITY INSURANCE CO.	IN	23,925,214	15,873,330	8,051,883	9,330,309	4,223,444	287,591	
ENDURANCE AMERICAN INSURANCE CO.	DE	167,775,687	15,116,279	152,659,408	1,044,731	25,676	1,146,093	
ENDURANCE REINSURANCE CORP OF AMERICA	DE	1,920,381,674	1,327,572,545	592,809,129	445,527,376	231,244,216	-	
EQUITY INSURANCE CO.	TX	54,284,440	25,893,275	28,391,165	21,076,199	14,761,537	-	
ERIE INSURANCE CO.	PA	610,349,460	400,822,346	209,527,114	189,384,472	110,334,838	5,556,274	
ERIE INSURANCE CO. OF NEW YORK	NY	57,235,700	37,305,700	19,930,000	18,938,447	11,033,484	1,750,999	
ERIE INSURANCE PROPERTY & CASUALTY CO	PA	62,092,145	52,236,803	9,855,342	-	-	65,909	
ESSENTIA INSURANCE CO.	MO	52,582,423	13,627,975	38,954,448	10,523,643	1,210,269	3,270,013	
ESURANCE INSURANCE CO.	WI	438,579,505	313,892,884	124,686,621	125,010,916	70,291,135	26,859,676	
ESURANCE INSURANCE CO. OF NEW JERSEY	WI	19,763,766	10,212,631	9,551,134	90,850	-	-	
ESURANCE PROPERTY & CASUALTY INS CO	CA	103,814,934	70,986,759	32,828,175	22,523,459	10,484,606	-	
EULER HERMES AMERICAN CREDIT IND CO	MD	426,412,845	257,981,871	168,430,974	123,925,873	75,135,056	14,342,819	
EVEREST NATIONAL INSURANCE CO.	DE	466,404,011	281,681,946	184,722,065	78,075,448	32,968,153	16,023,095	
EVEREST REINSURANCE CO.	DE	8,344,643,244	6,002,267,829	2,342,375,415	838,765,310	1,258,606,762	-	
EVERGREEN NATIONAL INDEMNITY CO.	OH	50,052,086	18,239,273	31,812,813	11,192,939	3,681	687,872	
EXCESS SHARE INSURANCE CORPORATION	OH	67,572,059	47,655,002	19,917,057	3,205,538	-	249,840	
EXECUTIVE RISK INDEMNITY INC	DE	2,710,071,025	1,788,343,192	921,727,833	707,517,497	325,976,889	21,322,594	
EXPLORER INSURANCE CO.	CA	142,057,548	100,313,198	41,744,350	49,856,271	16,776,767	-	
FAIRFIELD INSURANCE CO.	CT	26,399,234	7,275,470	19,123,764	-	306,761	-	
FAIRMONT INSURANCE CO.	CA	40,155,318	14,526,642	25,628,676	(151,548)	2,232,804	-	
FAIRMONT PREMIER INSURANCE CO.	CA	212,345,933	22,737,279	189,608,654	(233,154)	3,435,086	12,185	
FAIRMONT SPECIALTY INSURANCE CO.	DE	218,040,754	82,406,882	135,633,872	(781,058)	11,507,530	(6,073)	
FARMERS UNION CO OPERATIVE INS CO INC	IA	7,725,649	972,890	6,752,759	-	-	1,448,272	
FARMINGTON CASUALTY CO.	CT	983,165,956	714,723,048	268,442,908	268,481,458	141,680,933	6,325,426	
FCCI INSURANCE CO.	FL	1,399,983,650	1,023,189,556	376,794,094	474,947,506	249,140,812	6,222,471	
FEDERAL INSURANCE CO.	IN	28,856,589,086	16,720,780,138	12,135,808,948	6,660,629,759	3,025,912,287	282,791,370	
FEDERATED SERVICE INSURANCE CO.	MN	358,104,444	223,830,162	134,274,282	103,311,585	65,945,088	3,442,659	
FFG INSURANCE CO.	TX	149,322,481	110,034,173	39,288,308	405,194	12,006,750	-	

<u>Company Name</u>	<u>State</u>	<u>Assets</u>	<u>Liabilities</u>	<u>Policyholder</u>	<u>Net Premiums</u>	<u>Net Losses</u>	<u>Direct IL</u>
				<u>Surplus</u>	<u>Written</u>	<u>Paid</u>	<u>Premium</u>
FIDELITY & DEPOSIT CO. OF MARYLAND	MD	223,717,718	45,091,979	178,625,738	-	-	18,679,167
FIDELITY & GUARANTY INS UNDERWRITERS INC	WI	86,491,879	51,382,634	35,109,246	18,139,558	9,573,036	10,024
FIDELITY & GUARANTY INSURANCE CO.	IA	28,619,954	9,046,670	19,573,284	-	-	638,189
FIDELITY NATIONAL INSURANCE CO.	CA	258,210,749	121,585,612	136,625,137	127,818,233	102,867,214	340,635
FIDELITY NATIONAL PROP & CAS INS CO	NY	265,341,001	183,013,430	82,327,571	6,167,087	2,914,508	2,287,067
FINANCIAL GUARANTY INSURANCE CO.	NY	2,985,773,105	2,480,239,141	505,533,964	(741,090,039)	989,825,069	115,589
FINANCIAL INDEMNITY CO.	CA	136,996,719	106,192,217	30,804,503	33,310,721	17,696,111	6,317,335
FINANCIAL SECURITY ASSURANCE INC	NY	4,434,173,982	3,813,821,537	620,352,445	528,243,069	378,724,662	34,997,749
FIREMANS FUND INSURANCE CO.	CA	10,673,023,155	7,811,393,427	2,861,629,728	3,592,207,988	1,968,245,060	38,849,517
FIREMENS INSURANCE CO OF WASHINGTON DC	DE	93,122,638	59,500,358	33,622,280	-	-	-
FIRST ACCEPTANCE INS CO INC	TX	217,648,773	107,254,230	110,394,544	149,223,671	109,693,004	30,289,299
FIRST AMERICAN PROPERTY & CASUALTY I C	CA	83,567,598	41,508,609	42,058,989	40,205,325	18,173,770	426,038
FIRST COLONIAL INSURANCE CO.	FL	382,676,477	276,345,241	106,331,236	117,604,751	116,301,019	6,142,839
FIRST GUARD INSURANCE CO.	AZ	12,630,205	531,160	12,099,045	8,103,714	4,429,836	2,699,642
FIRST LIBERTY INSURANCE CORPORATION THE	IA	47,456,214	25,781,134	21,675,080	10,706,541	7,452,192	8,915,857
FIRST MARINE INSURANCE CO.	MO	9,607,521	4,545,407	5,062,114	5,646,193	1,281,895	37,336
FIRST MERCURY CASUALTY CO.	MN	66,653,977	34,850,176	31,803,801	21,859,052	2,958,877	-
FIRST NATIONAL INSURANCE CO. OF AM	WA	243,578,782	173,783,074	69,795,708	106,819,052	59,279,889	10,596,465
FIRST PROFESSIONALS INS CO INC	FL	625,212,945	404,436,918	220,776,027	116,076,081	49,403,337	1,929,676
FIRST SEALORD SURETY INC	PA	13,392,835	1,933,599	11,459,236	17,345,654	2,051,264	536,127
FLAGSHIP CITY INSURANCE CO.	PA	19,394,483	9,358,644	10,035,839	-	-	1,599,033
FOREMOST INSURANCE CO.	MI	1,919,240,013	1,335,860,295	583,379,718	1,325,661,624	737,208,557	19,115,565
FOREMOST PROPERTY & CASUALTY INS CO	MI	43,362,559	27,451,546	15,911,013	-	-	1,304,817
FOREMOST SIGNATURE INSURANCE CO.	MI	56,635,729	38,290,879	18,344,850	-	-	7,165,883
FORTUITY INSURANCE CO.	MI	13,342,648	72,450	13,270,198	-	-	-
FRONTIER INSURANCE CO.	NY	95,917,761	186,471,525	(90,553,764)	(2,781,689)	17,127,306	17,167
GALEN INSURANCE CO.	MO	6,469,142	3,349,067	3,120,075	1,982,945	-	-
GARRISON PROPERTY AND CASUALTY INS CO	TX	200,448,559	131,509,503	68,939,056	140,518,345	58,876,959	3,040,578
GATEWAY INSURANCE CO.	MO	35,902,333	20,019,758	15,882,575	14,708,092	6,606,175	2,174,836
GEICO CASUALTY CO.	MD	251,552,904	124,348,748	127,204,155	50,254,115	31,668,215	3,600,821

<u>Company Name</u>	<u>State</u>	<u>Assets</u>	<u>Liabilities</u>	<u>Policyholder</u>	<u>Net Premiums</u>	<u>Net Losses</u>	<u>Direct IL</u>
				<u>Surplus</u>	<u>Written</u>	<u>Paid</u>	<u>Premium</u>
GEICO GENERAL INSURANCE CO.	MD	163,779,917	75,332,646	88,447,271	-	-	100,887,964
GEICO INDEMNITY CO.	MD	4,872,856,055	3,098,621,108	1,774,234,947	3,736,672,313	2,200,814,237	58,616,620
GENERAL CASUALTY CO. OF WISCONSIN	WI	1,207,983,773	670,107,942	537,875,831	370,650,663	265,033,527	17,309,095
GENERAL CASUALTY INSURANCE CO.	WI	161,433,823	115,225,589	46,208,234	63,387,082	53,942,608	92,118,387
GENERAL FIDELITY INSURANCE CO.	SC	731,247,501	349,304,311	381,943,190	218,033,527	64,245,300	(22,082)
GENERAL INSURANCE CO. OF AMERICA	WA	2,302,042,774	1,854,423,971	447,618,803	1,228,419,108	681,718,715	11,248,955
GENERAL REINSURANCE CORPORATION	DE	14,446,149,055	5,509,301,032	8,936,848,023	625,610,218	658,367,030	1,558,320
GENERAL SECURITY NATIONAL INS CO	NY	316,727,373	219,303,732	97,423,641	(364)	38,668,400	-
GENERAL STAR NATIONAL INSURANCE CO.	OH	344,869,744	102,611,966	242,257,778	27,734,049	(17,963,749)	3,603,885
GENESIS INSURANCE CO.	CT	216,158,224	91,541,605	124,616,619	12,580,238	12,272,735	1,790,554
GENWORTH FINANCIAL ASSURANCE CORP	NC	23,524,584	17,275,080	6,249,504	4,978,298	805,106	-
GENWORTH HOME EQUITY INSURANCE CORP	NC	12,443,408	640,376	11,803,032	113,237	248,890	-
GENWORTH MORTGAGE INSURANCE CORP OF NC	NC	489,913,956	293,581,518	196,332,438	99,493,733	59,137,081	559
GENWORTH MORTGAGE INSURANCE CORP	NC	3,023,086,316	2,746,271,414	276,814,902	656,970,803	380,275,889	43,894,152
GENWORTH RESIDENTIAL MORT INS CORP OF NC	NC	229,763,395	90,377,264	139,386,131	21,144,559	3,710,234	852,140
GEOVERA INSURANCE CO.	CA	103,172,527	69,855,095	33,317,432	25,923,271	9,654,464	-
GERLING AMERICA INSURANCE CO.	NY	208,562,740	119,122,913	89,439,827	4,927,721	10,727,970	3,243,624
GERMANTOWN INSURANCE CO.	PA	76,357,277	39,518,046	36,839,231	27,748,990	16,438,833	-
GHS PROPERTY & CASUALTY INSURANCE CO	OK	48,331,999	27,120,952	21,211,047	32,258,738	21,759,570	-
GLOBAL REINSURANCE CORP OF AMERICA	NY	529,339,560	396,960,706	132,378,854	157,218	58,645,803	-
GLOBE AMERICAN CASUALTY CO.	OH	9,201,161	799,898	8,401,263	-	-	305
GMAC DIRECT INSURANCE CO.	MO	8,259,271	4,958	8,254,313	-	-	-
GMAC INSURANCE CO. ONLINE INC	MO	13,209,606	3,182,909	10,026,697	1,202,379	505,229	1,340,831
GOVERNMENT EMPLOYEES INSURANCE CO.	MD	12,495,523,030	8,364,374,705	4,131,148,326	8,763,255,023	5,222,739,295	31,146,776
GRAMERCY INSURANCE CO.	TX	28,858,278	14,350,457	14,507,821	9,984,467	8,488,268	12,029
GRANGE INDEMNITY INSURANCE CO.	OH	72,941,117	39,847,164	33,093,953	42,810,028	24,794,378	2,565,922
GRANGE PROPERTY & CASUALTY INS CO	OH	36,513,135	19,690,684	16,822,451	21,405,012	12,397,188	-
GRANITE RE INC	OK	26,098,566	13,066,838	13,031,728	19,023,191	1,027,054	786,774
GRANITE STATE INSURANCE CO.	PA	35,250,256	484,913	34,765,343	-	-	12,258,531
GRAY INSURANCE CO. THE	LA	333,677,543	236,717,781	96,959,759	84,640,999	46,549,895	30,100

<u>Company Name</u>	<u>State</u>	<u>Assets</u>	<u>Liabilities</u>	<u>Policyholder</u>	<u>Net Premiums</u>		<u>Net Losses</u>	<u>Direct IL</u>
					<u>Surplus</u>	<u>Written</u>		
GREAT AMERICAN ALLIANCE INS CO	OH	27,580,917	159,914	27,421,003	-	-	-	5,244,758
GREAT AMERICAN ASSURANCE CO.	OH	16,784,872	8,012	16,776,860	-	-	-	27,730,967
GREAT AMERICAN CONTEMPORARY INS CO	OH	10,599,141	2,259	10,596,882	-	-	-	-
GREAT AMERICAN INSURANCE CO.	OH	5,641,637,675	4,355,164,963	1,286,472,712	1,952,740,081	842,304,631	-	41,351,571
GREAT AMERICAN INSURANCE CO. OF NY	NY	58,290,034	395,685	57,894,349	-	-	-	207,670,491
GREAT AMERICAN SECURITY INS CO	OH	17,343,346	1,530	17,341,816	-	-	-	-
GREAT AMERICAN SPIRIT INSURANCE CO.	OH	19,136,291	23,343	19,112,948	-	-	-	4,925
GREAT DIVIDE INSURANCE CO.	ND	149,260,902	80,371,094	68,889,808	24,658,328	6,862,748	-	7,491,801
GREAT MIDWEST INSURANCE CO.	MI	45,649,203	11,758,311	33,890,892	3,309,551	2,536,072	-	17,001
GREAT NORTHERN INSURANCE CO.	IN	1,554,236,716	1,168,361,657	385,875,059	353,758,886	162,988,121	-	42,494,649
GREAT WEST CASUALTY CO.	NE	1,472,475,325	1,100,354,654	372,120,671	572,461,118	363,977,534	-	48,879,781
GREENWICH INSURANCE CO.	DE	901,898,678	457,388,173	444,510,505	215,332,935	62,780,279	-	32,626,203
GRINNELL SELECT INSURANCE CO.	IA	73,543,036	44,917,050	28,625,986	54,211,155	33,973,233	-	7,943,254
GUARANTEE CO. OF NORTH AMERICA USA	MI	175,492,202	62,629,773	112,862,428	17,460,857	2,011,442	-	843,410
GUIDEONE AMERICA INSURANCE CO.	IA	13,381,767	4,214,817	9,166,950	-	-	-	3,219,060
GUIDEONE ELITE INSURANCE CO.	IA	26,908,603	8,797,914	18,110,689	-	-	-	4,627,200
HALLMARK INSURANCE CO.	AZ	153,273,062	102,688,869	50,584,193	80,047,709	34,737,275	-	696,784
HANOVER AMERICAN INSURANCE CO. THE	NH	16,769,763	693,773	16,075,990	-	-	-	83
HANOVER FIRE AND CASUALTY INS CO	PA	5,069,037	2,405,207	2,663,830	4,438,652	791,743	-	337,389
HANOVER INSURANCE CO.	NH	4,451,171,429	2,913,565,525	1,537,605,904	1,782,361,824	995,536,430	-	21,697,945
HARBOR POINT REINSURANCE U S INC	CT	740,322,597	225,921,138	514,401,459	64,803,833	765,185	-	-
HARLEYSVILLE INSURANCE CO.	PA	132,249,603	103,110,288	29,139,315	50,935,382	9,089,854	-	1,155,393
HARLEYSVILLE LAKE STATES INS CO	MI	296,351,310	231,352,688	64,998,622	107,461,129	39,466,252	-	25,234,169
HARLEYSVILLE PREFERRED INSURANCE CO.	PA	691,477,877	546,702,107	144,775,770	254,552,489	81,947,079	-	307,186
HARLEYSVILLE WORCESTER INSURANCE CO.	PA	545,818,340	424,495,691	121,322,649	180,882,388	97,204,474	-	10,618
HARTFORD ACCIDENT & INDEMNITY CO.	CT	10,935,301,173	8,099,467,500	2,835,833,673	3,337,538,583	1,731,829,144	-	14,351,885
HARTFORD CASUALTY INSURANCE CO.	IN	2,105,667,528	1,268,363,660	837,303,869	561,531,422	291,375,355	-	72,760,739
HARTFORD FIRE INSURANCE CO.	CT	24,453,612,866	11,962,155,637	12,491,457,229	4,237,009,827	2,198,559,480	-	76,928,641
HARTFORD INSURANCE CO OF THE MIDWEST	IN	355,996,368	115,844,341	240,152,028	51,048,312	26,488,670	-	38,191,471
HARTFORD STEAM BOILER INSP & IN CO OF CT	CT	96,636,695	50,259,290	46,377,405	30,800,456	8,031,531	-	-

<u>Company Name</u>	<u>State</u>	<u>Assets</u>	<u>Liabilities</u>	<u>Policyholder</u>	<u>Net Premiums</u>	<u>Net Losses</u>	<u>Direct IL</u>
				<u>Surplus</u>	<u>Written</u>	<u>Paid</u>	<u>Premium</u>
HARTFORD STEAM BOILER INSPECT & INS CO	CT	1,111,728,398	669,175,518	442,552,880	643,410,917	160,398,442	2,777,867
HARTFORD UNDERWRITERS INSURANCE CO.	CT	1,561,206,434	926,874,040	634,332,394	408,386,490	211,909,349	32,220,741
HAULERS INSURANCE CO., INC	TN	49,579,409	16,726,094	32,853,315	25,339,815	16,151,106	-
HAWKEYE SECURITY INSURANCE CO.	WI	12,533,835	673,613	11,860,222	-	-	592
HCC INSURANCE CO.	IN	28,839,966	267,031	28,572,935	8,308	71,945	1,434,164
HERITAGE INDEMNITY CO.	CA	190,829,690	119,731,868	71,097,822	56,650,833	35,093,341	2,469,715
HIGHMARK CASUALTY INSURANCE CO.	PA	219,380,292	122,501,020	96,879,272	79,076,459	46,718,468	-
HOME INSURANCE CO. THE	NH						
HOME OWNERS INSURANCE CO.	MI	1,335,854,652	886,462,545	449,392,107	770,197,201	547,799,832	-
HORACE MANN PROPERTY & CASUALTY INS CO	CA	168,949,442	106,980,073	61,969,369	121,200,689	72,089,394	3,521,626
HOUSING ENTERPRISE INSURANCE CO INC	VT	36,104,913	9,667,151	26,437,761	4,525,575	1,460,802	-
HOUSTON GENERAL INSURANCE CO.	TX	28,361,262	10,856,248	17,505,014	(5,830,827)	2,992,869	-
HSBC INSURANCE CO. OF DELAWARE	DE	385,075,328	104,484,304	280,591,024	92,117,887	34,514,310	-
HUDSON INSURANCE CO.	DE	424,831,512	289,725,930	135,105,582	115,357,464	80,964,249	4,019,131
IDS PROPERTY CASUALTY INSURANCE CO.	WI	956,155,611	519,918,669	436,236,942	618,982,737	441,117,680	13,328,930
ILLINOIS EMCASCO INSURANCE CO.	IA	263,133,500	196,323,806	66,809,694	104,329,125	58,835,723	22,902,895
IMPERIAL CASUALTY & INDEMNITY CO.	OK	30,905,144	19,001,522	11,903,622	7,655,479	1,046,946	916,511
IMT INSURANCE CO.	IA	206,969,351	105,425,520	101,543,831	104,539,401	57,780,263	10,865,270
INDEMNITY INSURANCE CO. OF NORTH AM	PA	371,754,503	250,846,910	120,907,593	55,932,884	32,541,185	19,594,001
INDEPENDENCE AMERICAN INSURANCE CO.	DE	70,839,501	30,474,164	40,365,337	96,946,500	69,615,535	178,772
INDIANA INSURANCE CO.	IN	1,191,735,583	914,127,285	277,608,298	474,192,212	166,014,917	61,402,064
INFINITY ASSURANCE INSURANCE CO.	OH	6,812,191	1,016,608	5,795,583	892,090	583,213	-
INFINITY AUTO INSURANCE CO.	OH	12,663,584	2,128,204	10,535,380	892,090	583,213	673,237
INFINITY CASUALTY INSURANCE CO.	OH	9,333,493	1,904,576	7,428,917	892,090	583,213	2,512,810
INFINITY INSURANCE CO.	IN	1,385,995,178	960,824,518	425,170,660	879,600,753	575,047,993	571,082
INFINITY PREMIER INSURANCE CO.	IN	7,047,526	1,005,877	6,041,649	892,090	583,213	-
INFINITY SECURITY INSURANCE CO.	IN	8,046,102	1,020,528	7,025,574	892,090	583,213	-
INFINITY SPECIALTY INSURANCE CO.	OH	10,022,958	996,799	9,026,159	892,090	583,213	-
INFINITY STANDARD INSURANCE CO.	IN	11,954,290	2,260,115	9,694,175	892,090	583,213	35,376
INSURANCE CO. OF GREATER NEW YORK	NY	101,724,210	54,060,396	47,663,814	21,556,856	11,374,507	-

<u>Company Name</u>	<u>State</u>	<u>Assets</u>	<u>Liabilities</u>	<u>Policyholder</u>	<u>Net Premiums</u>		<u>Net Losses</u>		<u>Direct IL</u>
					<u>Surplus</u>	<u>Written</u>	<u>Paid</u>	<u>Premium</u>	
INSURANCE CO. OF NORTH AMERICA	PA	718,804,135	471,116,949	247,687,186	139,832,213	81,352,967	548,749		
INSURANCE CO. OF THE STATE OF PA THE	PA	4,694,114,833	2,682,177,196	2,011,937,637	865,678,137	711,460,453	54,899,606		
INSURANCE CO. OF THE WEST	CA	825,553,208	451,078,211	374,474,997	277,559,181	93,389,649	297,465		
INSURANCE CORPORATION OF AMERICA	MI	32,989,639	22,313,263	10,676,375	(6,729)	3,866,742	-		
INSURANCE CORPORATION OF NEW YORK THE	NY	62,200,374	175,710,853	(113,510,479)	(1,714,205)	11,130,407	(313,692)		
INTEGON CASUALTY INSURANCE CO.	NC	42,774,070	30,330,290	12,443,780	-	-	-		
INTEGON GENERAL INSURANCE CORPORATION	NC	45,478,763	7,979,278	37,499,485	-	-	-		
INTEGON INDEMNITY CORPORATION	NC	104,778,639	59,590,833	45,187,806	-	-	-		
INTEGON NATIONAL INSURANCE CO.	NC	174,494,046	119,265,252	55,228,794	-	-	3,191,290		
INTERNATIONAL FIDELITY INSURANCE CO.	NJ	206,530,260	114,037,382	92,492,878	96,884,938	5,809,265	3,589,906		
INTREPID INSURANCE CO.	MI	37,547,227	14,153,048	23,394,179	210,149	185,153	410,173		
IOWA AMERICAN INSURANCE CO.	IA	14,067,144	7,322,582	6,744,562	3,182,627	1,735,583	2,253,190		
IRONSHORE INDEMNITY INC	MN	72,915,660	14,219,892	58,695,768	2,422,132	-	609,994		
JEFFERSON INSURANCE CO.	NY	36,496,670	26,074,179	10,422,491	8,875,352	1,877,500	4,177,302		
KANSAS BANKERS SURETY CO.	KS	162,481,750	22,272,186	140,209,564	17,850,343	20,551,364	1,610,221		
KNIGHTBROOK INSURANCE CO.	DE	30,874,444	5,830,022	25,044,421	800,945	121,571	3,300		
L M INSURANCE CORPORATION	IA	73,861,799	53,481,112	20,380,687	21,413,084	14,904,382	9,588,997		
LAURIER INDEMNITY CO.	WI	25,538,053	11,043,050	14,495,001	2,717,542	1,575,333	-		
LE MARS INSURANCE CO.	IA	50,141,853	22,227,038	27,914,815	23,020,715	10,423,435	-		
LEADING INSURANCE GROUP INS CO LTD (US)	NY	57,039,101	37,628,514	19,410,587	23,370,687	4,913,908	-		
LEXON INSURANCE CO.	TX	90,435,727	51,209,324	39,226,403	57,372,734	3,216,379	1,406,757		
LIBERTY INSURANCE UNDERWRITERS INC	NY	143,350,547	54,246,536	89,104,011	-	-	15,324,890		
LIBERTY MUTUAL INSURANCE CO.	MA	32,549,788,186	22,215,055,768	10,334,732,418	8,126,264,469	5,656,212,167	91,264,635		
LIBERTY PERSONAL INSURANCE CO.	MI	22,349,587	645,634	21,703,953	-	-	-		
LINCOLN GENERAL INSURANCE CO.	PA	386,704,142	307,476,182	79,227,960	185,824,000	82,216,892	11,128,460		
LM GENERAL INSURANCE CO.	DE	9,584,817	2,712,136	6,872,681	-	23,224	-		
LM PERSONAL INSURANCE CO.	DE	8,006,471	1,118,170	6,888,301	-	-	-		
LM PROPERTY & CASUALTY INS CO	IN	128,825,751	62,391,603	66,434,148	43,028	(6,371,049)	-		
LONE STAR NATIONAL INSURANCE CO.	IN	3,952,794	1,142,009	2,810,785	51,443	37,180	-		
LOYA INSURANCE CO.	TX	221,997,842	96,011,645	125,986,197	272,972,385	144,075,642	-		

<u>Company Name</u>	<u>State</u>	<u>Assets</u>	<u>Liabilities</u>	<u>Policyholder</u>	<u>Net Premiums</u>	<u>Net Losses</u>	<u>Direct IL</u>
				<u>Surplus</u>	<u>Written</u>	<u>Paid</u>	<u>Premium</u>
LYNDON PROPERTY INSURANCE CO.	MO	447,345,077	304,014,233	143,330,844	74,467,376	61,773,199	15,128,342
LYNDON SOUTHERN INSURANCE CO.	LA	25,129,506	11,977,938	13,151,568	20,433,294	3,174,707	127,195
MAJESTIC INSURANCE CO.	CA	329,420,588	227,823,006	101,597,582	92,520,778	36,845,987	-
MANUFACTURERS ALLIANCE INSURANCE CO.	PA	202,368,794	141,596,219	60,772,575	81,382,889	41,608,306	1,925,297
MAPFRE INSURANCE CO.	NJ	38,358,410	8,617,031	29,741,379	40,557	98,528	-
MARKEL AMERICAN INSURANCE CO.	VA	447,792,201	350,368,669	97,423,532	187,715,339	51,705,636	4,846,436
MARYLAND CASUALTY CO.	MD	399,462,769	(33,556,425)	433,019,194	-	-	15,987,280
MARYLAND INSURANCE CO.	TX	18,912,347	528,088	18,384,259	-	-	-
MASSACHUSETTS BAY INSURANCE CO.	NH	46,737,366	198,950	46,538,416	-	-	11,403,465
MAX AMERICA INSURANCE CO.	IN	20,034,382	10,133	20,024,250	-	-	-
MAXUM CASUALTY INSURANCE CO.	DE	12,204,515	2,568,521	9,635,994	-	-	1,141,520
MBIA INSURANCE CORPORATION	NY	13,532,648,478	10,030,226,254	3,502,422,224	1,429,392,189	1,928,436,423	1,524,055
MEDICAL LIABILITY ALLIANCE	MO	41,664,272	19,705,253	21,959,019	8,727,947	1,129,810	1,036,555
MEDICAL PROTECTIVE CO. THE	IN	1,938,168,156	1,306,485,683	631,682,473	343,234,053	67,651,107	25,218,668
MEDICUS INSURANCE CO.	TX	52,082,490	33,891,791	18,190,699	26,961,928	19,800	14,215,772
MEDMARC CASUALTY INSURANCE CO.	VT	103,213,626	69,679,105	33,534,521	12,990,956	6,796,615	1,559,689
MEMBERSELECT INSURANCE CO.	MI	218,860,603	87,389,074	131,471,529	66,292,048	46,132,281	101,089,010
MEMIC INDEMNITY CO.	NH	146,356,411	88,632,912	57,723,499	45,145,254	19,572,085	9,695
MENDAKOTA INSURANCE CO.	MN	14,478,539	5,293,808	9,184,731	(21,137,456)	(12,322,513)	921,481
MERASTAR INSURANCE CO.	IN	28,442,714	14,157,188	14,285,526	-	-	426,341
MERIDIAN SECURITY INSURANCE CO.	IN	61,462,479	30,819,950	30,642,529	(592,681)	201,952	3,276,495
METROPOLITAN CASUALTY INSURANCE CO.	RI	50,406,609	569,867	49,836,742	-	-	84,596,282
METROPOLITAN DIRECT PROP & CAS INS CO	RI	25,949,178	315,480	25,633,698	-	-	-
METROPOLITAN GENERAL INSURANCE CO.	RI	32,652,838	802,931	31,849,907	-	-	225,398
METROPOLITAN GROUP PROP & CAS INS CO	RI	402,631,073	102,609,476	300,021,597	-	9,395,993	27,082,233
METROPOLITAN PROPERTY & CASUALTY INS CO	RI	4,855,641,812	3,093,307,069	1,762,334,742	2,962,503,043	1,729,260,898	14,206,054
MGA INSURANCE CO. INC	TX	213,750,450	123,939,314	89,811,136	180,586,044	103,531,377	-
MGIC ASSURANCE CORPORATION	WI	9,802,787	120,782	9,682,005	260,112	-	-
MGIC CREDIT ASSURANCE CORPORATION	WI	45,083,579	3,943,111	41,140,468	697,512	1,857,362	81
MGIC INDEMNITY CORPORATION	WI	24,297,586	487,225	23,810,361	669	-	5,279

<u>Company Name</u>	<u>State</u>	<u>Assets</u>	<u>Liabilities</u>	<u>Policyholder</u>	<u>Net Premiums</u>		<u>Net Losses</u>		<u>Direct IL</u>
					<u>Surplus</u>	<u>Written</u>	<u>Paid</u>	<u>Premium</u>	
MGIC MORTGAGE REINSURANCE CORPORATION	WI	32,235,287	13,687,317	18,547,970	1,152,713		179,335		-
MGIC REINSURANCE CORPORATION	WI	396,980,338	288,265,982	108,714,356	68,900,007		188,629,550		-
MGIC RESIDENTIAL REINSURANCE CORPORATION	WI	31,702,563	13,687,316	18,015,247	1,152,713		179,335		-
MHA INSURANCE CO.	MI	419,731,574	283,469,521	136,262,053	63,398,123		14,644,475		-
MIC GENERAL INSURANCE CORPORATION	MI	36,853,828	23,599,994	13,253,834	-		-		116,545
MIC PROPERTY AND CASUALTY INS CORP	MI	135,376,571	82,919,276	52,457,295	-		-		154,393
MID CENTURY INSURANCE CO.	CA	3,272,662,942	2,669,092,122	603,570,820	1,886,138,585		1,229,193,991		55,517,859
MID CONTINENT CASUALTY CO.	OH	703,198,554	493,556,249	209,642,305	206,038,179		55,873,681		564,278
MIDDLESEX INSURANCE CO.	WI	657,339,354	419,479,588	237,859,766	178,617,345		117,122,308		2,244,272
MIDWEST EMPLOYERS CASUALTY CO.	DE	326,472,431	201,526,255	124,946,175	28,288,038		9,508,919		5,669,852
MIDWEST MEDICAL INSURANCE CO.	MN	448,856,873	291,458,519	157,398,354	116,062,879		61,984,681		51,102
MIDWESTERN INDEMNITY CO. THE	OH	16,200,731	329,693	15,871,038	-		-		-
MILBANK INSURANCE CO.	SD	470,054,211	325,080,517	144,973,694	246,557,578		123,927,208		1,228
MILLERS CLASSIFIED INSURANCE CO.	WI	23,105,326	11,713,712	11,391,614	11,779,134		7,540,649		3,864,938
MILWAUKEE CASUALTY INSURANCE CO	WI	22,817,279	12,427,229	10,390,049	1,385,168		79,090		7,141,323
MILWAUKEE INSURANCE CO.	WI	41,152,746	9,354,404	31,798,342	-		254,399		(285,151)
mitsui sumitomo insurance co of america	NY	700,079,141	470,617,783	229,461,358	141,380,972		61,237,891		11,960,650
MITSUI SUMITOMO INSURANCE USA INC	NY	106,398,971	53,150,607	53,248,364	15,708,997		6,804,210		4,728,611
MONROE GUARANTY INSURANCE CO.	IN	26,983,195	(16,202,026)	43,185,221	-		-		1,480,897
MORTGAGE GUARANTY INSURANCE CORPORATION	WI	7,624,463,520	6,095,461,274	1,529,002,246	1,237,699,153		794,686,695		79,851,307
MOTORS INSURANCE CORPORATION	MI	5,407,464,314	3,715,100,779	1,692,363,535	2,185,987,920		1,716,941,892		3,978,910
MUNICH REINSURANCE AMERICA INC	DE	16,355,173,043	12,808,528,181	3,546,644,863	2,289,962,956		804,079,028		-
NATIONAL AMERICAN INSURANCE CO.	OK	143,480,642	92,411,955	51,068,687	62,312,428		29,882,113		3,848,020
NATIONAL BUILDING MATERIAL ASSURANCE CO	IN	3,063,584	375,886	2,687,697	26,024		7,108		-
NATIONAL CASUALTY CO.	WI	144,388,489	37,824,829	106,563,660	-		204,879		18,886,824
NATIONAL CONTINENTAL INSURANCE CO.	NY	235,600,719	183,502,093	52,098,626	119,047,217		40,401,723		719,759
NATIONAL FARMERS UNION PROPERTY & CAS CO	CO	239,465,040	143,821,841	95,643,199	118,820,049		82,103,690		1,176,523
NATIONAL GENERAL ASSURANCE CO.	MO	38,089,456	18,992,474	19,096,982	-		-		5,040,258
NATIONAL GENERAL INSURANCE CO.	MO	96,443,613	61,058,198	35,385,415	24,891,544		16,054,427		820,563
NATIONAL INDEMNITY CO.	NE	61,179,540,501	34,106,408,747	27,613,131,754	5,171,811,141		1,797,569,360		5,157,410

<u>Company Name</u>	<u>State</u>	<u>Assets</u>	<u>Liabilities</u>	<u>Policyholder</u>	<u>Net Premiums</u>	<u>Net Losses</u>	<u>Direct IL</u>
				<u>Surplus</u>	<u>Written</u>	<u>Paid</u>	<u>Premium</u>
NATIONAL INSURANCE CO. OF WI INC	WI	44,201,455	29,606,930	14,594,523	12,696,567	7,119,797	52,397
NATIONAL INTERSTATE INSURANCE CO.	OH	730,057,838	539,924,332	190,133,506	217,935,347	83,212,335	11,414,917
NATIONAL LIABILITY & FIRE INS CO	CT	1,055,650,404	508,905,942	546,744,463	190,416,691	105,877,201	8,589,691
NATIONAL REINSURANCE CORPORATION	DE	699,890,734	158,305,524	541,585,210	52,419	5,706,815	-
NATIONAL SPECIALTY INSURANCE CO.	TX	28,535,755	12,377,479	16,158,276	8,813,308	4,355,376	2,483,774
NATIONAL TRUST INSURANCE CO.	TN	25,369,503	(5,714,755)	31,084,258	-	-	14,738,745
NATIONAL UNION FIRE INSURANCE CO OF PITT	PA	33,706,843,733	21,881,420,678	11,825,423,055	6,579,153,844	5,407,099,440	186,996,727
NATIONWIDE AFFINITY INSURANCE CO OF AM	OH	48,053,876	37,052,361	11,001,515	12,985,089	6,301,325	609,318
NATIONWIDE AGRIBUSINESS INSURANCE CO	IA	181,904,056	140,269,215	41,634,841	-	-	61,027,983
NATIONWIDE ASSURANCE CO.	WI	65,253,081	9,786,386	55,466,695	-	-	94,361
NATIONWIDE GENERAL INSURANCE CO.	OH	60,493,131	39,876,244	20,616,887	-	-	-
NATIONWIDE INSURANCE CO. OF AMERICA	WI	197,555,257	107,435,905	90,119,352	-	-	19,304,109
NATIONWIDE PROPERTY & CASUALTY INS CO	OH	153,598,669	114,924,249	38,674,420	-	-	6,381,096
NAU COUNTRY INSURANCE CO.	MN	773,730,610	542,225,084	231,505,526	555,249,781	292,885,718	84,405,580
NAVIGATORS INSURANCE CO.	NY	1,687,014,075	1,105,847,701	581,166,374	472,688,823	117,211,910	21,932,500
NCMIC INSURANCE CO.	IA	456,380,678	321,404,221	134,976,457	81,796,540	23,356,342	4,838,423
NETHERLANDS INSURANCE CO. THE	NH	460,107,121	339,895,749	120,211,372	199,829,991	20,301,091	56,786,084
NEW ENGLAND INSURANCE CO.	CT	298,943,886	12,213,722	286,730,164	216	903,457	-
NEW ENGLAND REINSURANCE CORPORATION	CT	137,590,449	11,833,315	125,757,134	216	903,457	-
NEW HAMPSHIRE INSURANCE CO.	PA	4,585,584,395	2,933,505,866	1,652,078,529	865,678,137	711,460,453	360,493,424
NEW SOUTH INSURANCE CO.	NC	68,294,303	40,163,001	28,131,302	-	-	-
NEW YORK MARINE AND GENERAL INS CO	NY	580,336,762	404,885,509	175,451,253	129,259,279	48,394,647	2,542,831
NEWARK INSURANCE CO.	NJ						
NGM INSURANCE CO.	FL	1,787,822,996	1,180,331,590	607,491,406	806,393,932	403,553,798	29,871
NORGUARD INSURANCE CO.	PA	381,096,128	288,532,831	92,563,297	100,347,152	37,972,844	774,630
NORTH AMERICAN ELITE INSURANCE CO.	NH	40,165,475	6,135,983	34,029,492	-	-	4,969
NORTH AMERICAN SPECIALTY INSURANCE CO	NH	505,793,379	232,379,608	273,413,771	10,851,738	(2,962,668)	10,740,444
NORTH POINTE INSURANCE CO.	MI	111,226,065	78,893,785	32,332,280	62,800,202	23,798,950	2,865,992
NORTH RIVER INSURANCE CO. THE	NJ	1,095,457,075	654,188,025	441,269,050	167,736,508	117,667,851	10,618,258
NORTH STAR REINSURANCE CORPORATION	DE	22,364,472	2,865,353	19,499,119	-	-	-

<u>Company Name</u>	<u>State</u>	<u>Assets</u>	<u>Liabilities</u>	<u>Policyholder</u>	<u>Net Premiums</u>	<u>Net Losses</u>	<u>Direct IL</u>
				<u>Surplus</u>	<u>Written</u>	<u>Paid</u>	<u>Premium</u>
NORTHERN ASSURANCE CO. OF AMERICA	MA	284,255,397	132,489,467	151,765,930	86,404,575	41,683,284	3,170,259
NORTHERN INSURANCE CO. OF NEW YORK	NY	36,404,635	7,461,826	28,942,809	-	-	3,987,052
NORTHLAND CASUALTY CO.	MN	100,221,372	67,831,058	32,390,314	25,395,381	13,402,250	456,255
NORTHLAND INSURANCE CO.	MN	1,166,855,891	606,040,385	560,815,505	221,302,608	116,791,039	35,641,323
NOVA CASUALTY CO.	NY	160,022,555	101,292,380	58,730,175	45,447,792	13,560,670	1,075,475
OAK RIVER INSURANCE CO.	NE	282,106,236	170,745,284	111,360,952	68,471,580	29,072,699	-
OCCIDENTAL FIRE & CASUALTY CO. OF NC	NC	207,499,575	105,338,006	102,161,569	67,019,988	44,837,979	10,516,810
ODYSSEY AMERICA REINSURANCE CORPORATION	CT	7,312,408,949	4,361,073,528	2,951,335,421	1,702,426,421	898,923,465	-
OHIC INSURANCE CO.	OH	235,029,232	142,628,001	92,401,232	(1,397,637)	12,090,756	-
OHIO CASUALTY INSURANCE CO. THE	OH	4,869,258,495	3,833,853,459	1,035,405,036	2,272,128,918	733,476,874	13,910,040
OHIO INDEMNITY CO.	OH	99,728,929	54,561,378	45,167,551	40,442,934	23,180,461	446,815
OHIO SECURITY INSURANCE CO.	OH	15,119,831	1,468,250	13,651,581	-	-	1,439,252
OLD RELIABLE CASUALTY CO.	MO	10,998,249	2,960,757	8,037,493	-	-	515,439
OLD REPUBLIC INSURANCE CO.	PA	2,318,453,972	1,513,623,363	804,830,609	388,062,801	166,257,053	39,195,710
OLD REPUBLIC SECURITY ASSURANCE CO.	AZ	109,351,408	50,820,543	58,530,865	49,635,570	50,806,641	-
OLD REPUBLIC SURETY CO.	WI	94,103,146	51,317,036	42,786,110	40,005,735	3,804,008	2,988,338
OLD UNITED CASUALTY CO.	KS	371,985,783	213,938,491	158,047,292	71,882,818	38,359,751	499,430
ONEBEACON AMERICA INSURANCE CO.	MA	731,111,202	434,822,149	296,289,053	283,407,005	136,721,139	7,756,260
ONEBEACON INSURANCE CO.	PA	2,965,273,146	1,801,052,018	1,164,221,128	933,169,404	450,179,355	4,280,973
ONEBEACON MIDWEST INSURANCE CO.	WI	21,320,408	37,995	21,282,413	-	-	3,032,539
OWNERS INSURANCE CO.	OH	2,440,936,768	1,647,135,209	793,801,560	1,086,662,890	685,146,961	109,174,501
PACIFIC EMPLOYERS INSURANCE CO.	PA	2,446,274,268	1,644,657,821	801,616,447	497,802,666	289,616,555	6,022,809
PACIFIC INDEMNITY CO.	WI	5,687,697,888	3,855,961,363	1,831,736,525	1,523,233,384	679,557,420	13,383,965
PACIFIC SPECIALTY INSURANCE CO.	CA	227,644,817	107,358,559	120,286,258	127,628,091	63,563,947	56,461
PACIFIC STAR INSURANCE CO.	WI	7,893,796	587,474	7,306,322	488,708	83,326	-
PARIS RE AMERICA INSURANCE CO.	DE	276,904,770	123,861,931	153,042,839	28,924,422	794,284	-
PARTNER REINSURANCE CO. OF THE US	NY	3,281,130,298	2,672,817,244	608,313,054	757,876,789	361,013,826	-
PARTNERRE INSURANCE CO. OF NEW YORK	NY	115,461,412	11,779,801	103,681,611	2,817,089	8,676,004	-
PATHFINDER INSURANCE CO.	CO	8,828,122	1,050,791	7,777,331	-	-	-
PATRIOT GENERAL INSURANCE CO.	WI	25,183,185	3,400,641	21,782,543	-	-	-

<u>Company Name</u>	<u>State</u>	<u>Assets</u>	<u>Liabilities</u>	<u>Policyholder</u>	<u>Net Premiums</u>		<u>Net Losses</u>	<u>Direct IL</u>
					<u>Surplus</u>	<u>Written</u>		
						<u>Paid</u>	<u>Premium</u>	
PEACHTREE CASUALTY INSURANCE CO.	FL	11,689,289	5,234,145	6,455,144	4,802,095	2,099,013	-	
PEERLESS INSURANCE CO.	NH	7,069,023,987	5,049,956,580	2,019,067,407	2,379,490,333	1,081,311,224	9,182,180	
PENN AMERICA INSURANCE CO.	PA	340,463,157	151,919,371	188,543,786	38,685,274	23,675,227	338,797	
PENN MILLERS INSURANCE CO.	PA	181,552,661	138,725,918	42,826,743	77,131,556	42,119,309	3,148,528	
PENNSYLVANIA GENERAL INSURANCE CO.	PA	394,061,637	265,919,845	128,141,792	172,809,149	83,366,564	40,596	
PENNSYLVANIA MANUFACTURERS ASSN INS CO	PA	691,367,164	489,438,071	201,929,093	244,148,668	124,824,917	8,631,622	
PENNSYLVANIA MANUFACTURERS INDEMNITY CO	PA	212,073,774	141,860,853	70,212,921	81,382,889	41,608,306	575,677	
PERMANENT GENERAL ASSURANCE CORP OF OH	OH	94,753,549	54,454,382	40,299,167	60,637,236	38,173,074	183,030	
PERMANENT GENERAL ASSURANCE CORPORATION	TN	211,072,101	132,447,427	78,624,674	155,924,322	98,132,429	762,156	
PETROLEUM CASUALTY CO.	TX	21,897,151	7,536,995	14,360,156	4,669,603	439,571	304,518	
PHILADELPHIA INDEMNITY INSURANCE CO.	PA	3,853,226,778	2,648,186,146	1,205,040,632	1,604,526,246	489,591,804	54,996,933	
PHOENIX INSURANCE CO. THE	CT	3,573,050,806	2,402,859,318	1,170,191,489	906,977,900	478,651,800	22,546,086	
PHYSICIANS INSURANCE CO. OF WI INC	WI	358,887,214	272,187,350	86,699,864	56,017,618	15,797,564	2,405,203	
PLANS LIABILITY INSURANCE CO.	OH	87,739,182	37,149,809	50,589,373	5,371,471	1,187,132	-	
PLATINUM UNDERWRITERS REINSURANCE INC	MD	1,656,761,184	1,082,687,903	574,073,281	565,972,801	180,123,205	-	
PLATTE RIVER INSURANCE CO.	NE	158,142,141	128,419,659	29,722,482	26,604,862	9,993,693	787,854	
PLAZA INSURANCE CO.	MO	20,672,516	10,458,511	10,214,005	6,740,586	(2,568,779)	463,305	
PMA CAPITAL INSURANCE CO.	PA	276,403,015	241,934,729	34,468,286	1,474,732	24,697,595	-	
PMI INSURANCE CO	AZ	535,241,027	471,899,394	63,341,633	88,533,547	138,284,846	-	
PMI MORTGAGE INSURANCE CO	AZ	3,503,804,387	3,041,665,554	462,138,833	653,810,913	663,406,031	39,238,137	
PRE PAID LEGAL CASUALTY INC	OK	21,444,198	3,892,417	17,551,781	54,236,771	16,888,401	10,975,135	
PREFERRED PROFESSIONAL INSURANCE CO.	NE	304,264,303	184,985,490	119,278,813	61,465,244	18,936,864	7,305,408	
PRINCETON INSURANCE CO.	NJ	962,872,321	703,349,346	259,522,975	164,579,406	104,049,475	-	
PRODUCERS AGRICULTURE INSURANCE CO.	TX	142,881,202	106,018,560	36,862,642	107,577,121	87,057,834	37,013,840	
PROFESSIONAL LIABILITY INS CO OF AMERICA	NY	42,081,668	26,233,879	15,847,789	16,522,178	3,110,405	17,165,810	
PROFESSIONAL SOLUTIONS INSURANCE CO.	IA	12,564,390	3,062,248	9,502,143	-	321,152	2,890,016	
PROFESSIONALS ADVOCATE INSURANCE CO.	MD	102,885,891	51,520,898	51,364,992	8,909,665	2,576,370	-	
PROFESSIONALS DIRECT INSURANCE CO.	MI	59,210,802	40,501,648	18,709,154	24,711,490	7,641,969	776,621	
PROGRESSIVE ADVANCED INSURANCE CO.	OH	165,941,825	110,576,361	55,365,464	151,054,916	84,638,026	-	
PROGRESSIVE AMERICAN INSURANCE CO.	FL	327,356,891	204,124,721	123,232,169	161,321,594	100,724,976	-	

<u>Company Name</u>	<u>State</u>	<u>Assets</u>	<u>Liabilities</u>	<u>Policyholder Surplus</u>	<u>Net Premiums Written</u>	<u>Net Losses Paid</u>	<u>Direct IL Premium</u>
PROGRESSIVE CASUALTY INSURANCE CO.	OH	4,835,148,009	3,620,642,966	1,214,505,043	3,952,379,052	2,467,761,919	3,715,116
PROGRESSIVE COMMERCIAL CASUALTY CO.	OH	8,413,429	42,888	8,370,541	-	-	-
PROGRESSIVE DIRECT INSURANCE CO.	OH	3,011,551,795	2,127,579,598	883,972,196	2,926,688,995	1,639,861,764	81,852,337
PROGRESSIVE MAX INSURANCE CO.	OH	249,983,810	175,210,218	74,773,592	226,582,374	127,002,768	-
PROGRESSIVE NORTHERN INSURANCE CO.	WI	1,126,929,450	828,352,520	298,576,930	967,929,563	604,349,858	135,258,205
PROGRESSIVE PREMIER INS CO OF ILLINOIS	OH	122,728,806	94,271,628	28,457,178	75,527,458	42,319,013	12,130,212
PROGRESSIVE SPECIALTY INSURANCE CO.	OH	1,061,138,660	471,753,725	589,384,935	564,625,579	352,537,417	(7,026)
PROGRESSIVE UNIVERSAL INS CO	WI	162,888,788	114,500,439	48,388,349	151,054,916	84,638,025	10,860,149
PRONATIONAL INSURANCE CO.	MI	1,116,367,313	804,462,605	311,904,708	126,041,667	98,097,819	18,007,377
PROPERTY & CASUALTY INS CO OF HARTFORD	IN	222,357,031	115,666,346	106,690,685	51,048,312	26,488,670	34,047,811
PROPERTY-OWNERS INSURANCE CO.	IN	143,819,672	73,460,975	70,358,697	60,535,124	29,783,946	-
PROTECTIVE INSURANCE CO.	IN	541,660,795	227,484,899	314,175,896	148,576,203	89,390,131	6,157,020
PROVIDENCE WASHINGTON INSURANCE CO.	RI	165,385,649	99,438,147	65,947,502	(426,312)	8,169,352	(112)
PUTNAM REINSURANCE CO.	NY	606,752,616	440,864,931	165,887,685	183,624,679	101,994,794	-
PXRE REINSURANCE CO.	CT	204,878,950	141,160,724	63,718,226	(1,508,787)	(8,923,671)	-
QBE INSURANCE CORPORATION	PA	610,502,323	338,243,794	272,258,529	131,624,763	61,242,399	13,574,598
QBE REINSURANCE CORPORATION	PA	1,438,772,225	900,004,171	538,768,054	667,551,213	253,786,638	-
QUANTA INDEMNITY CO.	CO	178,093,253	102,665,171	75,428,082	(200,980)	2,242,370	8,366
R & Q REINSURANCE CO.	PA	266,169,683	229,268,594	36,901,089	687,742	20,423,073	-
R V I AMERICA INSURANCE CO.	CT	56,906,797	28,031,477	28,875,320	4,187,356	8,779,060	991,938
R V I NATIONAL INSURANCE CO.	CT	13,623,785	456,710	13,167,075	84,242	-	-
RADIAN ASSET ASSURANCE INC	NY	2,324,644,537	1,359,262,226	965,382,310	79,615,891	135,675,575	548,467
RADIAN GUARANTY INC	PA	4,263,014,479	3,856,377,502	406,636,977	688,473,538	632,219,828	42,275,255
RAMPART INSURANCE CO.	NY	77,927,623	52,763,534	25,164,089	(866)	4,659,036	-
REDLAND INSURANCE CO.	NJ	146,823,050	84,004,332	62,818,718	41,416,069	20,407,997	3,565,729
REGENT INSURANCE CO.	WI	212,008,811	148,572,917	63,435,894	81,496,905	69,355,007	26,019,180
REPUBLIC FRANKLIN INSURANCE CO.	OH	86,198,235	49,121,903	37,076,332	18,211,626	7,853,677	2,439,983
REPUBLIC INDEMNITY CO. OF AMERICA	CA	858,026,594	565,155,446	292,871,148	206,669,504	87,544,868	1,606,399
REPUBLIC INDEMNITY CO. OF CALIFORNIA	CA	41,216,636	17,369,745	23,846,891	6,391,840	2,707,573	-
REPUBLIC MORTGAGE INSURANCE CO OF FL	FL	49,976,470	45,293,391	4,683,079	8,341,481	5,781,945	-

<u>Company Name</u>	<u>State</u>	<u>Assets</u>	<u>Liabilities</u>	<u>Policyholder</u>	<u>Net Premiums</u>		<u>Net Losses</u>		<u>Direct IL</u>
					<u>Surplus</u>	<u>Written</u>	<u>Paid</u>	<u>Premium</u>	
REPUBLIC MORTGAGE INSURANCE CO.	NC	2,000,738,863	1,902,993,964	97,744,899	484,749,397	336,862,188	33,750,637		
REPUBLIC WESTERN INSURANCE CO.	AZ	237,657,390	133,815,239	103,842,150	27,386,152	18,746,236	619,042		
RESPONSE INSURANCE CO.	CT	80,088,611	27,221,246	52,867,365	22,833,095	14,918,716	608,094		
RESPONSE WORLDWIDE DIRECT AUTO INS CO	CT	44,738,123	34,171,254	10,566,869	33,488,560	21,880,772	674,595		
RIVERPORT INSURANCE CO.	MN	84,686,872	45,699,527	38,987,344	9,190,932	2,914,752	3,565,853		
ROCKWOOD CASUALTY INSURANCE CO.	PA	258,961,441	168,906,445	90,054,997	46,470,939	22,408,488	3,437,252		
RSUI INDEMNITY CO.	NH	2,490,912,606	1,489,045,561	1,001,867,045	610,680,332	196,946,177	28,595,099		
RURAL COMMUNITY INSURANCE CO.	MN	4,387,472,080	4,065,133,798	322,338,282	318,585,948	653,862,878	174,770,595		
SAFE AUTO INSURANCE CO.	OH	409,183,401	255,744,157	153,439,244	321,481,504	189,594,661	13,662,041		
SAFECO INSURANCE CO. OF AMERICA	WA	3,952,233,208	3,182,407,771	769,825,437	1,762,514,372	978,118,156	14,869,004		
SAFECO INSURANCE CO. OF IN	IN	21,765,420	8,747,780	13,017,640	-	-	717,153		
SAFECO NATIONAL INSURANCE CO.	MO	216,446,165	159,278,894	57,167,271	106,819,052	59,279,888	(1,116)		
SAFETY NATIONAL CASUALTY CORPORATION	MO	1,903,801,250	1,372,894,664	530,906,586	302,034,191	72,744,849	26,181,123		
SAFEMORE DIRECT INSURANCE CO.	CA	14,278,242	5,427,612	8,850,630	7,828,537	4,672,236	-		
SAFEMORE INSURANCE CO. OF GEORGIA	GA	51,308,243	21,754,539	29,553,704	31,314,148	18,688,944	-		
SAFEMORE INSURANCE CO. OF LOUISIANA	LA	85,448,885	33,731,633	51,717,252	49,580,735	29,590,828	-		
SAGAMORE INSURANCE CO.	IN	148,220,847	38,930,666	109,290,181	25,069,873	20,661,430	551,216		
SAN FRANCISCO REINSURANCE CO.	CA	107,774,721	16,116,023	91,658,698	-	1,282,508	-		
SAVERS PROPERTY & CASUALTY INS CO	MO	172,242,596	129,524,268	42,718,329	66,885,282	24,277,483	156,002		
SCOR REINSURANCE CO.	NY	1,451,697,279	948,130,072	503,567,207	388,532,759	174,609,069	-		
SCOTTSDALE INDEMNITY CO.	OH	32,323,322	14,301,138	18,022,184	-	-	3,110,282		
SEABOARD SURETY CO.	NY	159,235,183	20,503,298	138,731,884	806,314	176,142	86,705		
SEATON INSURANCE CO.	RI	77,061,627	73,732,886	3,328,744	(9,844)	43,231,756	-		
SEAWORTHY INSURANCE CO.	MD	49,524,346	20,362,891	29,161,455	23,372,955	11,719,343	125,313		
SECURA SUPREME INSURANCE CO.	WI	80,483,610	47,761,217	32,722,393	29,881,262	17,963,095	3,295,314		
SECURIAN CASUALTY CO.	MN	59,355,536	11,986,111	47,369,425	21,143,353	5,954,875	94,923		
SECURITY NATIONAL INSURANCE CO.	TX	37,380,907	22,104,556	15,276,351	2,667,732	155,225	772,230		
SELECT INSURANCE CO.	TX	67,892,845	989,219	66,903,625	-	-	-		
SELECTIVE INSURANCE CO. OF AMERICA	NJ	2,241,169,265	1,789,486,505	451,682,760	745,337,017	385,450,764	229,867		
SELECTIVE INSURANCE CO. OF SC	IN	422,127,316	340,503,346	81,623,970	135,515,821	70,081,957	50,291,648		

<u>Company Name</u>	<u>State</u>	<u>Assets</u>	<u>Liabilities</u>	<u>Policyholder</u>	<u>Net Premiums</u>		<u>Net Losses</u>	<u>Direct IL</u>
					<u>Surplus</u>	<u>Written</u>		
						<u>Paid</u>	<u>Premium</u>	
SELECTIVE INSURANCE CO. OF THE SE	IN	321,414,371	253,952,004	67,462,367	105,401,194	54,508,183	24,896,995	
SENECA INSURANCE CO. INC	NY	331,883,980	186,124,763	145,759,217	98,130,247	27,866,141	2,466,947	
SENTINEL INSURANCE CO. LTD	CT	195,581,403	69,140,502	126,440,901	30,628,987	15,893,202	37,061,102	
SENTRY CASUALTY CO.	WI	165,530,652	106,501,092	59,029,560	44,654,336	29,280,578	2,551,287	
SENTRY SELECT INSURANCE CO.	WI	680,637,980	456,075,283	224,562,698	178,617,345	117,122,309	24,363,524	
SEQUOIA INDEMNITY CO.	NV	14,693,524	7,015,848	7,677,676	1,715,270	(1,326,151)	-	
SEQUOIA INSURANCE CO.	CA	182,554,708	112,412,086	70,142,622	81,636,659	37,012,262	-	
SERVICE INSURANCE CO.	FL	19,778,117	5,410,086	14,368,032	3,031,745	1,704,494	1,666	
SHELBY CASUALTY INSURANCE CO.	TX							
SHELBY INSURANCE CO. THE	TX							
SHELTER GENERAL INSURANCE CO.	MO	186,104,052	90,593,777	95,510,275	96,195,659	74,702,363	15,869,578	
SOMPO JAPAN FIRE & MARINE INS CO OF AM	NY	67,667,613	1,588,958	66,078,655	36,960	(19,691)	6,232	
SOMPO JAPAN INSURANCE CO. OF AMERICA	NY	795,085,076	412,929,112	382,155,964	61,452,588	27,043,449	9,540,859	
SOUTHERN GENERAL INSURANCE CO.	GA	55,423,052	34,019,873	21,403,179	43,581,376	32,809,087	-	
SOUTHERN INSURANCE CO.	TX	27,935,316	1,956,578	25,978,738	3,771,509	605,684	-	
SPARTA INSURANCE CO.	MA	280,417,762	26,358,174	254,059,588	25,333,482	1,158,530	898,169	
ST PAUL FIRE & MARINE INSURANCE CO.	MN	19,162,959,762	12,796,453,285	6,366,506,477	4,711,540,058	2,477,756,561	73,089,049	
ST PAUL GUARDIAN INSURANCE CO.	MN	75,468,940	49,196,166	26,272,774	18,139,558	9,573,036	1,941,428	
ST PAUL MEDICAL LIABILITY INS CO	MN	197,123,746	137,747,291	59,376,456	52,604,718	27,761,804	-	
ST PAUL MERCURY INSURANCE CO.	MN	265,279,961	201,619,300	63,660,661	72,558,232	38,292,144	31,634,502	
STANDARD FIRE INSURANCE CO. THE	CT	3,653,337,339	2,346,058,799	1,307,278,540	878,004,607	463,334,942	13,025,031	
STANDARD GUARANTY INSURANCE CO.	DE	199,887,930	118,665,875	81,222,055	127,997,372	50,551,748	114,825	
STAR INSURANCE CO.	MI	567,519,208	367,630,001	199,889,207	172,077,590	62,459,343	7,793,559	
STARNET INSURANCE CO.	DE	170,250,823	60,616,765	109,634,058	14,718,148	4,957,948	9,690,135	
STARR INDEMNITY & LIABILITY CO.	TX	288,646,736	73,508,426	215,138,310	19,806,833	199,901	-	
STATE AUTO INS CO OF WI	WI	20,089,077	9,250,327	10,838,750	(72,980)	-	-	
STATE AUTO NATIONAL INSURANCE CO.	OH	98,569,114	33,114,615	65,454,499	42,176,378	25,300,657	532,358	
STATE AUTO PROP AND CAS INS CO	IA	1,728,387,302	1,243,953,242	484,434,060	858,204,035	430,100,309	25,673,807	
STATE FARM FLORIDA INSURANCE CO.	FL	2,138,084,575	1,530,437,599	607,646,976	547,896,624	515,291,738	-	
STATE NATIONAL INSURANCE CO. INC	TX	183,267,027	72,989,320	110,277,707	57,286,503	28,309,970	12,570,448	

<u>Company Name</u>	<u>State</u>	<u>Assets</u>	<u>Liabilities</u>	<u>Policyholder</u>	<u>Net Premiums</u>	<u>Net Losses</u>	<u>Direct IL</u>
				<u>Surplus</u>	<u>Written</u>	<u>Paid</u>	<u>Premium</u>
STONEBRIDGE CASUALTY INSURANCE CO.	OH	298,465,716	170,547,027	127,918,689	107,860,485	70,885,115	5,276,325
STONEWALL INSURANCE CO.	RI	88,519,416	29,985,125	58,534,293	-	3,998,738	-
STONINGTON INSURANCE CO.	TX	454,522,025	325,908,594	128,613,432	185,550,372	100,065,363	2,389,144
STRATFORD INSURANCE CO.	NH	174,162,301	116,130,672	58,031,629	19,643,711	8,221,922	144,811
STRATHMORE INSURANCE CO.	NY	46,605,275	27,037,107	19,568,168	10,778,428	5,687,255	-
SUECIA INSURANCE CO.	NY	58,790,282	32,813,789	25,976,491	1,460	276,944	-
SUPERIOR INSURANCE CO.	FL	5,692,885	8,993,813	(3,300,928)	-	19,677	-
SURETEC INSURANCE CO.	TX	95,085,314	36,558,010	58,527,304	41,477,583	3,801,125	-
SURETY BONDING CO. OF AMERICA	SD	9,679,702	2,242,636	7,437,066	240,265	194,370	6,291
SWISS REINSURANCE AMERICA CORPORATION	NY	14,401,937,876	10,248,435,660	4,153,502,216	1,989,507,744	2,093,193,976	-
SYNCORA GUARANTEE INC	NY	3,520,849,262	5,920,540,921	(2,399,691,659)	108,781,294	678,295,912	2,987,108
T H E INSURANCE CO.	LA	172,499,173	118,443,496	54,055,677	41,074,272	24,895,633	1,763,982
TECHNOLOGY INSURANCE CO.	NH	483,218,265	336,519,508	146,698,757	141,177,110	33,100,495	46,794,442
TIG INDEMNITY CO.	CA	27,171,211	3,288,033	23,883,178	-	-	-
TIG INSURANCE CO.	CA	1,955,977,905	1,281,998,596	673,979,309	12,583,184	60,674,647	-
TITAN INDEMNITY CO.	TX	259,629,392	107,479,320	152,150,072	-	-	-
TNUS INSURANCE CO.	NY	57,351,213	8,278,616	49,072,597	5,878,365	776,742	-
TOA REINSURANCE CO. OF AMERICA THE	DE	1,315,025,148	912,541,991	402,483,157	210,802,989	157,013,147	-
TOWER INSURANCE CO. OF NEW YORK	NY	876,099,840	652,923,260	223,176,580	256,010,873	89,516,189	2,568,570
TOWER NATIONAL INSURANCE CO.	MA	63,657,699	51,498,792	12,158,907	29,544,363	10,510,906	9,320
TOYOTA MOTOR INSURANCE CO.	IA	349,965,673	247,354,873	102,610,800	52,607,569	26,993,069	926,889
TRADERS & GENERAL INSURANCE CO.	TX	46,856,440	252,731	46,603,709	-	-	-
TRANS PACIFIC INSURANCE CO.	NY	63,370,622	17,364,448	46,006,174	816,697	436,361	703,935
TRANSATLANTIC REINSURANCE CO.	NY	11,451,444,671	7,917,296,276	3,534,148,395	3,488,868,836	1,937,901,029	-
TRAVCO INSURANCE CO.	CT	202,703,331	135,345,422	67,357,909	48,976,807	25,847,197	5,866,111
TRAVELERS CASUALTY AND SURETY CO OF AM	CT	4,096,243,572	2,361,267,253	1,734,976,318	1,337,733,540	172,108,058	54,879,292
TRAVELERS CASUALTY AND SURETY CO.	CT	14,960,247,470	9,737,459,572	5,222,787,898	3,694,014,008	1,949,070,130	7,009,125
TRAVELERS CASUALTY CO. OF CT	CT	309,579,395	223,824,797	85,754,598	85,255,923	44,993,269	3,011,577
TRAVELERS CASUALTY INSURANCE CO OF AMER	CT	1,810,305,794	1,310,672,801	499,632,993	495,209,933	261,343,883	20,052,268
TRAVELERS COMMERCIAL CASUALTY CO.	CT	330,368,855	239,167,809	91,201,046	85,255,923	44,993,269	-

<u>Company Name</u>	<u>State</u>	<u>Assets</u>	<u>Liabilities</u>	<u>Policyholder</u>	<u>Net Premiums</u>	<u>Net Losses</u>	<u>Direct IL</u>
				<u>Surplus</u>	<u>Written</u>	<u>Paid</u>	<u>Premium</u>
TRAVELERS COMMERCIAL INSURANCE CO.	CT	319,424,579	230,991,094	88,433,485	85,255,923	44,993,269	4,041,050
TRAVELERS HOME AND MARINE INS CO THE	CT	239,178,264	171,758,622	67,419,642	48,976,807	25,847,197	70,433,169
TRAVELERS INDEMNITY CO. THE	CT	20,788,130,051	12,825,885,953	7,962,244,098	4,226,886,821	2,231,147,860	87,663,527
TRAVELERS INDEMNITY CO. OF AM THE	CT	536,422,764	392,313,066	144,109,698	139,674,597	73,712,377	46,755,668
TRAVELERS INDEMNITY CO. OF CT THE	CT	1,019,213,613	681,122,299	338,091,315	248,511,945	131,150,593	23,946,923
TRAVELERS PERSONAL INSURANCE CO.	CT	188,581,914	129,505,159	59,076,754	48,976,807	25,847,197	41,024,478
TRAVELERS PERSONAL SECURITY INSURANCE CO	CT	193,382,504	131,803,070	61,579,434	48,976,807	25,847,197	-
TRAVELERS PROPERTY CASUALTY CO OF AMER	CT	324,245,616	231,215,061	93,030,555	65,302,409	34,462,930	189,265,830
TRAVELERS PROPERTY CASUALTY INS CO	CT	213,082,427	145,892,926	67,189,501	54,418,674	28,719,108	30,196,951
TRENWICK AMERICA REINSURANCE CORP.	CT	158,330,116	127,828,310	30,501,806	(125,709)	5,524,247	-
TRI STATE INSURANCE CO. OF MINNESOTA	MN	32,440,523	(147,165)	32,587,689	-	-	-
TRIANGLE INSURANCE CO. INC	OK	35,741,879	23,578,469	12,163,410	19,487,939	12,551,688	399,454
TRINITY UNIVERSAL INS CO OF KANSAS INC	KS	29,076,890	19,085,041	9,991,847	2,569,996	205,498	3,922
TRINITY UNIVERSAL INSURANCE CO.	TX	2,664,830,244	1,835,907,837	828,922,407	1,719,980,757	1,165,854,554	14,014
TRITON INSURANCE CO.	TX	779,210,403	443,500,637	335,709,766	309,479,961	51,633,431	-
TRIUMPHE CASUALTY CO.	PA	22,064,346	7,357,597	14,706,749	6,503,851	(437,053)	27,755
TRUMBULL INSURANCE CO.	CT	199,967,734	115,163,542	84,804,192	51,048,312	26,488,670	29,191,639
TRUSTGARD INSURANCE CO.	OH	67,923,969	35,458,367	32,465,602	37,458,772	21,695,078	31,139,151
TWIN CITY FIRE INSURANCE CO.	IN	647,947,671	346,731,050	301,216,621	153,144,935	79,466,008	96,025,435
U S SPECIALTY INSURANCE CO.	TX	1,161,323,548	848,190,665	313,132,883	429,143,873	97,795,219	22,416,203
ULLICO CASUALTY CO.	DE	202,837,071	113,441,655	89,395,416	59,640,564	8,908,064	11,428,325
UNDERWRITER FOR THE PROFESSIONS INS CO	CO	268,172,366	179,858,797	88,313,570	15,399,269	718,470	-
UNIGARD INDEMNITY CO.	WA	76,550,024	53,266,781	23,283,243	27,165,612	23,118,314	-
UNIGARD INSURANCE CO.	WA	560,378,413	347,606,836	212,771,577	169,443,301	177,791,273	5,202
UNION INSURANCE CO.	IA	94,703,340	67,547,526	27,155,813	-	-	49,968
UNION STANDARD INSURANCE CO.	OK	24,572,640	(75,360)	24,648,000	-	-	-
UNIONE ITALIANA REINSURANCE CO OF AM INC	NY	77,564,415	46,743,695	30,820,720	5,370	2,134,046	-
UNITED AUTOMOBILE INSURANCE CO.	FL	503,787,241	448,239,879	55,547,362	338,449,945	169,710,442	16,457,729
UNITED FINANCIAL CASUALTY CO.	OH	1,783,051,741	1,431,911,014	351,140,727	1,185,796,300	617,039,234	(449)
UNITED FIRE & CASUALTY CO.	IA	1,220,964,372	667,906,336	553,058,036	381,443,731	209,970,856	30,680,353

<u>Company Name</u>	<u>State</u>	<u>Assets</u>	<u>Liabilities</u>	<u>Policyholder</u>	<u>Net Premiums</u>		<u>Net Losses</u>		<u>Direct IL</u>
					<u>Surplus</u>	<u>Written</u>	<u>Paid</u>	<u>Premium</u>	
UNITED FIRE & INDEMNITY CO.	TX	38,749,746	24,147,169	14,602,577	13,787,121	7,589,307	-	-	
UNITED GUARANTY COMMERCIAL INS CO OF NC	NC	262,453,157	229,755,634	32,697,523	23,384,280	40,908,977	-	-	
UNITED GUARANTY CREDIT INSURANCE CO.	NC	22,564,800	10,869,922	11,694,878	1,379,762	620,032	433,960	-	
UNITED GUARANTY RESIDENTIAL INS CO	NC	2,535,262,743	1,429,483,369	1,105,779,374	472,931,659	406,758,846	49,583,288	-	
UNITED GUARANTY RESIDENTIAL INS CO OF NC	NC	1,228,437,114	1,028,868,053	199,569,061	236,740,048	662,919,056	-	-	
UNITED NATIONAL CASUALTY INSURANCE CO	IN	40,873,749	16,543,850	24,329,899	3,768,478	(42,017)	-	-	
UNITED NATIONAL SPECIALTY INS CO	WI	77,869,902	18,696,562	59,173,340	3,768,476	5,465,115	2,696,444	-	
UNITED SECURITY INSURANCE CO.	CO	14,518,225	3,031,310	11,486,915	1,207,532	1,060,529	16,290	-	
UNITED STATES FIDELITY & GUARANTY CO	MD	4,192,651,577	2,126,759,112	2,065,892,465	799,954,508	422,170,888	4,277,352	-	
UNITED STATES FIRE INSURANCE CO.	DE	3,050,714,220	2,107,435,309	943,278,911	579,453,391	406,488,939	19,030,618	-	
UNITED STATES LIABILITY INSURANCE CO	PA	476,887,792	195,382,372	281,505,420	84,931,239	14,176,523	5,834,426	-	
UNITED WISCONSIN INSURANCE CO.	WI	295,605,787	219,483,441	76,122,345	86,149,291	45,508,589	42,515,024	-	
UNITRIN AUTO AND HOME INS CO	NY	172,816,713	144,763,633	28,053,080	39,955,165	26,999,669	1,869,950	-	
UNITRIN PREFERRED INSURANCE CO.	NY	47,917,397	32,476,232	15,441,165	8,900,491	4,907,869	12,470,299	-	
UNITRIN SAFEGUARD INSURANCE CO.	WI	13,996,548	3,591,931	10,404,618	-	-	-	-	
UNIVERSAL FIRE & CAS INS CO	IN	8,502,020	2,432,923	6,069,097	2,230,797	-	-	-	
UNIVERSAL SURETY CO.	NE	108,650,961	26,364,137	82,286,824	3,014,975	320,209	71,540	-	
UNIVERSAL UNDERWRITERS INSURANCE CO	KS	446,536,971	97,766,050	348,770,922	-	-	17,217,725	-	
UNIVERSAL UNDERWRITERS OF TEXAS INS CO	TX	26,789,788	17,412,476	9,377,312	-	-	-	-	
UPPER HUDSON NATIONAL INSURANCE CO.	NY	5,896,685	242,689	5,653,996	333,544	-	12,014	-	
US INTERNATIONAL REINSURANCE CO.	NH								
USAA CASUALTY INSURANCE CO.	TX	6,371,217,062	3,237,976,125	3,133,240,937	3,373,355,437	2,270,199,500	58,267,601	-	
USAA GENERAL INDEMNITY CO.	TX	443,923,300	305,325,325	138,597,975	311,226,388	197,371,397	5,446,753	-	
USAGENCIES DIRECT INSURANCE CO.	NY	7,717,650	555,781	7,161,869	-	-	(17,794)	-	
VALIANT INSURANCE CO.	DE	65,491,261	14,422,827	51,068,434	6,047,031	8,389	1,276,055	-	
VALLEY FORGE INSURANCE CO.	PA	55,658,520	81,427	55,577,092	-	-	30,494,072	-	
VANLINER INSURANCE CO.	MO	481,462,900	374,579,403	106,883,497	149,190,026	76,745,191	7,759,937	-	
VANTAPRO SPECIALTY INSURANCE CO.	AR	3,173,116	63,722	3,109,394	-	-	-	-	
VEREX ASSURANCE INC	WI	28,360,399	8,794,944	19,565,455	221,855	37,478	6,609	-	
VERLAN FIRE INSURANCE CO.	MD	32,988,629	12,630,806	20,357,823	15,108,623	2,255,589	1,279,016	-	

<u>Company Name</u>	<u>State</u>	<u>Assets</u>	<u>Liabilities</u>	<u>Policyholder Surplus</u>	<u>Net Premiums Written</u>	<u>Net Losses Paid</u>	<u>Direct IL Premium</u>
VESTA FIRE INSURANCE CORPORATION	TX						
VESTA INSURANCE CORPORATION	TX						
VICTORIA AUTOMOBILE INSURANCE CO.	IN	14,706,516	6,519,014	8,187,502	-	-	-
VICTORIA FIRE & CASUALTY CO.	OH	393,791,520	338,433,227	55,358,293	78,997,760	45,327,592	299,230
VICTORIA INSURANCE CO.	TX	31,103,733	14,284,345	16,819,388	4,827,570	1,216,357	-
VICTORIA SELECT INSURANCE CO.	OH	45,199,256	37,760,047	7,439,209	-	-	5,385,324
VIGILANT INSURANCE CO.	NY	388,738,999	236,105,166	152,633,833	44,219,329	20,372,877	22,199,026
VIKING INSURANCE CO. OF WISCONSIN	WI	398,609,381	254,570,801	144,038,579	89,308,672	58,561,155	3,941,227
VISION SERVICE PLAN INSURANCE CO.	CT	128,993,169	63,194,028	65,799,141	544,440,130	466,295,911	-
WADENA INSURANCE CO.	IA	29,250,618	21,455,732	7,794,886	5,502,074	3,041,066	4,991,457
WARNER INSURANCE CO.	CT	26,147,974	9,360,606	16,787,368	9,133,241	5,967,484	1,355,887
WASHINGTON INTERNATIONAL INSURANCE CO	NH	112,244,867	51,462,242	60,782,625	7,716,260	1,752,632	3,880,013
WAUSAU BUSINESS INSURANCE CO.	WI	188,466,372	134,818,233	53,648,139	42,826,161	29,808,758	30,808,616
WAUSAU GENERAL INSURANCE CO.	WI	36,837,713	7,806,197	29,031,516	-	-	2,887,949
WAUSAU UNDERWRITERS INSURANCE CO.	WI	244,472,852	152,854,024	91,618,828	42,826,161	29,808,857	27,271,572
WESCO INSURANCE CO.	DE	146,540,754	109,373,511	37,167,243	22,565,661	2,741,644	7,535,315
WEST AMERICAN INSURANCE CO.	IN	298,663,914	91,638,206	207,025,708	-	-	22,801,553
WESTCHESTER FIRE INSURANCE CO.	NY	2,561,317,163	1,801,782,205	759,534,958	502,210,326	277,316,889	21,528,390
WESTERN AGRICULTURAL INSURANCE CO	IA	326,576,428	274,876,191	51,700,237	79,013,199	49,123,404	4,490,973
WESTERN GENERAL INSURANCE CO.	CA	79,643,266	48,391,215	31,252,051	39,521,718	26,720,470	-
WESTERN INSURANCE CO.	NV	31,315,917	12,434,661	18,881,256	11,137,057	716,010	-
WESTERN SURETY CO.	SD	1,209,592,869	654,955,447	554,637,422	427,757,891	42,062,775	10,439,644
WESTFIELD INSURANCE CO.	OH	2,122,169,813	1,536,099,594	586,070,219	1,050,395,858	555,519,882	130,634,499
WESTFIELD NATIONAL INSURANCE CO.	OH	454,617,974	300,053,386	154,564,588	213,361,657	112,839,975	8,269,067
WESTPORT INSURANCE CORPORATION	MO	8,047,015,368	6,235,743,036	1,811,272,332	139,976,759	3,572,233,368	34,207,334
WHITE MOUNTAINS REINSURANCE CO OF AMER	NY	2,504,998,540	1,796,227,208	708,771,333	554,873,750	550,707,741	5,538
WILLIAMSBURG NATIONAL INSURANCE CO.	MI	94,277,973	72,332,970	21,945,004	34,658,737	12,580,150	-
WORK FIRST CASUALTY CO.	DE	34,070,915	23,353,748	10,717,167	24,759,164	7,241,169	4,663,315
WORKMENS AUTO INSURANCE CO.	CA	56,031,908	36,914,870	19,117,038	52,002,962	34,017,466	-
X L INSURANCE CO. OF NEW YORK INC	NY	210,270,309	143,077,021	67,193,288	53,833,234	15,695,070	-

<u>Company Name</u>	<u>State</u>	<u>Assets</u>	<u>Liabilities</u>	<u>Policyholder Surplus</u>	<u>Net Premiums Written</u>	<u>Net Losses Paid</u>	<u>Direct IL Premium</u>
XL INSURANCE AMERICA INC	DE	647,687,352	399,339,858	248,347,494	179,444,112	52,316,898	20,507,156
XL REINSURANCE AMERICA INC	NY	5,277,621,542	2,958,514,360	2,319,107,182	1,166,386,733	340,059,840	-
XL SPECIALTY INSURANCE CO.	DE	577,093,085	395,342,932	181,750,153	107,666,467	31,390,139	44,319,109
YORK INSURANCE CO.	RI	23,355,776	13,741,885	9,613,891	(60,185)	1,153,320	-
YOSEMITE INSURANCE CO.	IN	411,562,157	97,481,795	314,080,362	60,801,961	14,896,271	3,516,973
YOUNG AMERICA INSURANCE CO.	TX	41,618,529	27,351,824	14,266,705	36,124,309	11,359,712	51,206
ZALE INDEMNITY CO.	TX	16,449,863	4,876,675	11,573,188	5,545,112	621,917	84,527
ZENITH INSURANCE CO.	CA	2,106,448,892	1,091,119,331	1,015,329,561	578,631,614	281,198,816	17,323,363
ZURICH AMERICAN INSURANCE CO.	NY	29,634,470,173	23,394,639,772	6,239,830,402	4,934,314,330	3,045,266,406	272,830,450
Type Total		900,551,097,215	596,516,201,308	304,034,895,889	223,671,201,895	136,939,816,553	8,916,947,596

Foreign Mutual Insurance Companies

ACUITY A MUTUAL INSURANCE CO.	WI	1,823,927,829	1,206,569,067	617,358,762	742,446,169	399,669,096	100,806,751
AMERICAN BUSINESS & PERSONAL INS MUT INC	DE	44,099,961	20,153,123	23,946,838	167,576	1,293,886	16,314
AMERICAN FAMILY MUTUAL INSURANCE CO.	WI	10,609,144,548	7,409,932,064	3,199,212,484	5,786,238,304	4,304,235,761	508,385,425
AMERICAN HARDWARE MUTUAL INSURANCE CO	OH	333,588,639	231,251,812	102,336,827	117,757,209	64,216,565	1,941,658
AMERISURE MUTUAL INSURANCE CO.	MI	1,658,951,920	1,146,876,294	512,075,626	391,319,930	183,010,067	12,519,559
AMICA MUTUAL INSURANCE CO.	RI	3,582,231,857	1,672,630,969	1,909,600,888	1,321,661,966	743,439,783	16,200,084
ATLANTIC MUTUAL INSURANCE CO.	NY	287,224,570	261,498,895	25,725,675	447,141	59,163,930	54,519
AUSTIN MUTUAL INSURANCE CO.	MN	144,939,977	84,496,618	60,443,359	85,423,597	51,108,864	43,295,545
AUTO OWNERS INSURANCE CO.	MI	9,051,961,992	3,871,286,957	5,180,675,035	2,207,832,316	1,577,908,377	125,790,506
BADGER MUTUAL INSURANCE CO.	WI	167,344,512	101,763,483	65,581,029	89,180,153	59,692,649	30,201,562
BAR PLAN MUTUAL INSURANCE CO. THE	MO	60,053,131	36,802,523	23,250,608	12,781,162	4,094,503	2,412
BROTHERHOOD MUTUAL INSURANCE CO.	IN	312,428,301	181,748,355	130,679,946	160,522,493	81,907,052	12,547,416
BUCKEYE STATE MUTUAL INSURANCE CO.	OH	57,240,088	39,729,127	17,510,960	33,971,573	34,324,813	-
CAMBRIDGE MUTUAL FIRE INSURANCE CO.	MA	559,931,537	274,567,646	285,363,890	152,714,135	62,050,491	16,810,645
CAMERON MUTUAL INSURANCE CO.	MO	92,633,773	60,361,421	32,272,352	62,336,817	51,854,233	-
CAMICO MUTUAL INSURANCE CO.	CA	168,544,121	133,427,810	35,116,312	50,654,656	16,001,956	605,997
CENTRAL MUTUAL INSURANCE CO.	OH	1,244,621,285	761,534,328	483,086,957	460,225,828	255,445,548	18,001,007
CHURCH MUTUAL INSURANCE CO.	WI	1,142,234,217	792,786,095	349,448,122	467,534,156	331,052,868	28,912,415

<u>Company Name</u>	<u>State</u>	<u>Assets</u>	<u>Liabilities</u>	<u>Policyholder</u>	<u>Net Premiums</u>		<u>Net Losses</u>	<u>Direct IL</u>
					<u>Surplus</u>	<u>Written</u>		
						<u>Paid</u>	<u>Premium</u>	
COLUMBIA MUTUAL INSURANCE CO.	MO	311,445,127	165,126,896	146,318,231	146,755,503	109,679,145	7,848,154	
COOPERATIVE MUTUAL INSURANCE CO.	NE	25,372,692	17,759,066	7,613,626	16,413,707	10,204,913	346,285	
DONEGAL MUTUAL INSURANCE CO.	PA	304,492,939	146,451,359	158,041,580	51,519,298	42,616,382	-	
EMPLOYERS MUTUAL CASUALTY CO.	IA	1,994,712,847	1,270,954,752	723,758,095	651,701,261	374,731,094	13,918,097	
FACTORY MUTUAL INSURANCE CO.	RI	8,602,605,288	3,868,394,188	4,734,211,100	2,262,476,009	1,442,600,950	69,690,315	
FARMERS ALLIANCE MUTUAL INSURANCE CO	KS	286,262,583	143,113,932	143,148,652	110,055,654	79,089,744	-	
FARMERS MUTUAL HAIL INSURANCE CO OF IA	IA	605,259,580	345,320,522	259,939,057	384,906,111	156,877,332	52,133,749	
FARMERS MUTUAL INSURANCE CO. OF NE	NE	426,968,713	177,099,714	249,868,999	185,857,927	132,385,151	-	
FARMLAND MUTUAL INSURANCE CO.	IA	367,077,351	214,979,999	152,097,352	152,726,033	90,393,528	3,788,885	
FEDERATED MUTUAL INSURANCE CO.	MN	3,828,952,933	2,019,681,155	1,809,271,776	929,804,268	593,505,792	53,146,693	
FRANKENMUTH MUTUAL INSURANCE CO.	MI	948,800,874	634,579,811	314,221,063	415,946,945	251,206,595	26,858,550	
GOODVILLE MUTUAL CASUALTY CO.	PA	120,055,221	50,674,252	69,380,969	58,839,035	29,530,506	1,058,231	
GRAIN DEALERS MUTUAL INSURANCE CO.	IN	52,425,730	42,939,172	9,486,558	27,045,425	18,568,387	-	
GRANGE MUTUAL CASUALTY CO.	OH	1,561,761,636	848,664,177	713,097,459	899,010,565	520,681,883	28,701,064	
GRAPHIC ARTS MUTUAL INSURANCE CO.	NY	128,711,737	82,325,638	46,386,098	30,352,708	13,089,460	1,996,294	
GREATER NEW YORK MUTUAL INSURANCE CO	NY	809,757,735	452,665,989	357,091,746	181,077,593	95,545,881	10,277,048	
GRINNELL MUTUAL REINSURANCE CO.	IA	652,582,839	367,273,704	285,309,135	303,316,512	200,613,527	50,168,784	
GUIDEONE MUTUAL INSURANCE CO.	IA	1,010,863,395	650,791,658	360,071,737	298,085,879	195,624,710	10,574,678	
GUIDEONE SPECIALTY MUTUAL INSURANCE CO	IA	226,011,397	155,487,371	70,524,026	74,521,469	49,212,269	1,380,115	
HARLEYSVILLE MUTUAL INSURANCE CO.	PA	1,310,505,498	567,898,200	742,607,298	140,880,448	207,423,211	173,328	
HASTINGS MUTUAL INSURANCE CO.	MI	594,994,870	302,639,230	292,355,640	266,845,649	179,713,443	17,424,444	
HOUSING AUTHORITY PROP INS, A MUT CO	VT	153,488,566	64,774,386	88,714,180	39,052,413	17,275,947	893,797	
INDIANA LUMBERMENS MUTUAL INSURANCE CO	IN	113,178,874	80,145,219	33,033,655	42,132,012	25,122,516	549,273	
INLAND MUTUAL INSURANCE CO.	WV	5,324,503	425,823	4,898,680	209,166	43,172	-	
INTEGRITY MUTUAL INSURANCE CO.	WI	64,696,451	33,610,307	31,086,144	35,318,272	20,455,360	-	
IOWA MUTUAL INSURANCE CO.	IA	79,879,805	53,045,753	26,834,051	22,278,391	12,149,080	10,335,790	
JEWELERS MUTUAL INSURANCE CO.	WI	195,079,943	83,008,285	112,071,658	108,943,571	47,437,268	4,019,978	
LIBERTY MUTUAL FIRE INSURANCE CO.	WI	3,569,946,982	2,601,953,831	967,993,151	1,070,654,079	745,218,994	216,449,856	
LIGHTNING ROD MUTUAL INSURANCE CO.	OH	195,801,465	79,030,641	116,770,824	77,120,274	47,257,739	-	
MEDICAL ASSURANCE CO. INC THE	AL	1,818,241,172	1,251,986,050	566,255,122	228,786,294	46,135,086	-	

<u>Company Name</u>	<u>State</u>	<u>Assets</u>	<u>Liabilities</u>	<u>Policyholder</u>	<u>Net Premiums</u>		<u>Net Losses</u>	<u>Direct IL</u>
					<u>Surplus</u>	<u>Written</u>		
						<u>Paid</u>	<u>Premium</u>	
MEDMARC MUTUAL INSURANCE CO.	VT	232,527,240	119,763,571	112,763,669	25,981,912	13,593,231	-	
MERCHANTS BONDING CO. (MUTUAL)	IA	76,431,216	22,882,920	53,548,296	29,291,862	1,971,478	1,165,749	
MERIDIAN CITIZENS MUTUAL INSURANCE CO	IN	25,338,924	16,758,127	8,580,797	7,163,689	3,644,918	1,062,158	
MERRIMACK MUTUAL FIRE INSURANCE CO.	MA	921,026,795	394,566,983	526,459,813	218,163,050	88,643,558	10,497,841	
MICHIGAN COMMERCIAL INSURANCE MUTUAL	MI	119,584,470	78,164,646	41,419,824	44,080,338	25,147,009	530,510	
MICHIGAN MILLERS MUTUAL INSURANCE CO	MI	306,655,152	211,275,710	95,379,442	141,296,994	110,017,700	12,643,887	
MIDDLESEX MUTUAL ASSURANCE CO.	CT	251,546,273	195,633,349	55,912,924	93,439,676	59,476,220	1,052,578	
MIDWEST FAMILY MUTUAL INSURANCE CO.	MN	108,658,095	74,830,834	33,827,262	62,859,510	30,744,962	5,458,474	
MINNESOTA LAWYERS MUTUAL INS CO	MN	107,897,342	64,898,460	42,998,882	30,517,663	6,285,109	1,300,051	
NATIONWIDE MUTUAL FIRE INSURANCE CO.	OH	4,318,670,361	2,209,284,123	2,109,386,238	1,725,804,165	1,021,446,905	22,612,110	
NATIONWIDE MUTUAL INSURANCE CO.	OH	28,842,763,545	17,956,216,734	10,886,546,811	12,783,168,890	7,565,938,585	30,017,955	
OHIO FARMERS INSURANCE CO.	OH	1,422,604,392	347,052,798	1,075,551,594	147,711,919	78,119,982	2,158,907	
PENNSYLVANIA LUMBERMENS MUTUAL INS CO	PA	306,466,132	217,532,684	88,933,448	116,247,971	60,600,608	2,885,379	
PENNSYLVANIA NATIONAL MUTUAL CAS INS CO	PA	1,038,867,888	611,712,448	427,155,440	284,330,658	160,353,819	8,025	
PHARMACISTS MUTUAL INSURANCE CO.	IA	187,286,078	132,996,385	54,289,693	88,424,630	47,243,170	6,033,056	
PHILANTHROPIC MUTUAL FIRE INS CO	PA	5,069,037	2,405,207	2,663,830	4,438,652	791,743	337,389	
PUBLIC SERVICE MUTUAL INSURANCE CO.	NY	639,150,542	367,353,831	271,796,711	140,371,887	98,077,930	4,947,545	
RURAL MUTUAL INSURANCE CO.	WI	253,791,752	144,522,496	109,269,256	117,968,870	72,624,977	-	
SECURA INSURANCE A MUTUAL CO.	WI	597,782,631	391,577,210	206,205,421	268,931,452	161,667,824	23,074,664	
SENTRY INSURANCE A MUTUAL CO.	WI	5,368,629,109	2,561,811,389	2,806,817,720	982,395,395	644,172,700	43,660,576	
SFM MUTUAL INSURANCE CO.	MN	351,837,980	280,249,338	71,588,642	101,762,473	58,692,015	69,555	
SHELTER MUTUAL INSURANCE CO.	MO	2,123,174,424	883,454,514	1,239,719,909	906,942,244	680,394,969	9,008,617	
SOCIETY INSURANCE A MUTUAL CO.	WI	271,577,067	184,863,174	86,713,893	116,673,708	59,109,736	28,040,062	
STATE AUTOMOBILE MUTUAL INSURANCE CO	OH	1,911,444,526	687,583,317	1,223,861,209	229,634,158	169,502,803	9,600,998	
UTICA MUTUAL INSURANCE CO.	NY	2,145,881,885	1,422,058,135	723,823,751	540,278,259	232,992,424	7,506,253	
WEST BEND MUTUAL INSURANCE CO.	WI	1,446,546,110	1,049,378,036	397,168,074	690,657,619	374,715,840	178,233,100	
WESTERN RESERVE MUTUAL CASUALTY CO.	OH	144,479,556	57,570,022	86,909,534	56,087,468	34,369,266	-	
Type Total		115,232,049,526	65,746,614,108	49,485,435,415	41,310,472,764	25,895,198,988	1,899,730,662	

Foreign Inter Insurance Exchanges

<u>Company Name</u>	<u>State</u>	<u>Assets</u>	<u>Liabilities</u>	<u>Policyholder</u>	<u>Net Premiums</u>		<u>Net Losses</u>		<u>Direct IL</u>
					<u>Surplus</u>	<u>Written</u>	<u>Paid</u>	<u>Premium</u>	
ARMED FORCES INSURANCE EXCHANGE	KS	134,248,509	72,904,251	61,344,258	59,485,258	37,667,362		710,290	
AUTO CLUB INSURANCE ASSOCIATION	MI	2,990,787,682	1,615,265,005	1,375,522,678	1,193,256,860	830,430,364		-	
AUTOMOBILE CLUB INTERINSURANCE EXCHANGE	MO	279,488,852	147,982,347	131,506,505	100,787,417	59,397,449		7,317,605	
CALIFORNIA CASUALTY IND EXCHANGE	CA	533,548,342	228,863,961	304,684,380	154,720,322	91,881,706		836,671	
DAKOTA TRUCK UNDERWRITERS	SD	78,925,474	57,923,833	21,001,641	30,163,892	15,182,630		456,469	
DOCTORS CO. THE	CA	2,011,894,805	1,226,198,389	785,696,416	500,493,524	136,083,566		2,531,192	
ERIE INSURANCE EXCHANGE	PA	9,148,629,196	5,102,639,395	4,045,989,801	3,579,366,525	2,085,328,436		96,054,424	
FARMERS INSURANCE EXCHANGE	CA	13,367,987,570	10,114,104,513	3,253,883,058	6,100,479,487	3,970,204,170		90,313,829	
FEDERATED RURAL ELECTRIC INS EXCH	KS	324,321,203	225,779,422	98,541,781	106,795,379	65,911,965		6,809,769	
FIRE INSURANCE EXCHANGE	CA	2,344,648,797	1,798,726,543	545,922,254	884,127,462	575,060,184		-	
HOUSTON GENERAL INSURANCE EXCHANGE	TX	24,834,190	4,167,220	20,666,970	(647,870)	332,542		3,554	
LUMBERMENS UNDERWRITING ALLIANCE	MO	336,085,680	242,292,731	93,792,949	89,277,161	41,937,038		810,114	
MUTUALAID EXCHANGE	KS	30,808,997	13,157,129	17,651,868	13,526,856	10,804,867		113,816	
NATIONAL FIRE & INDEMNITY EXCHANGE	MO	10,964,048	5,962,950	5,001,098	4,107,135	1,484,760		126,318	
NATIONAL LLOYDS INSURANCE CO.	TX	165,036,202	79,724,790	85,311,412	92,843,955	57,768,203		6,831	
TRUCK INSURANCE EXCHANGE	CA	1,917,014,497	1,488,690,019	428,324,478	913,597,192	594,329,253		32,478,776	
UNITED SERVICES AUTOMOBILE ASSOCIATION	TX	19,743,681,188	6,271,823,053	13,471,858,135	4,890,856,707	3,520,929,046		80,130,377	
Type Total		53,442,905,232	28,696,205,551	24,746,699,682	18,713,237,262	12,094,733,541		318,700,035	
<u>Foreign Accredited Reinsurers</u>									
AIG EXCESS LIABILITY INS CO LTD	DE	4,042,682,173	2,604,767,285	1,437,914,888	899,835,924	408,837,661		4,713,489	
ALFA MUTUAL INSURANCE CO.	AL	1,088,755,138	425,166,388	663,588,750	593,522,270	278,879,927		-	
ASSURED GUARANTY MORTGAGE INSURANCE CO	NY	47,893,930	17,358,041	30,535,889	136,785	72,572		-	
AUDUBON INDEMNITY CO.	MS	35,869,557	6,174,223	29,695,334	-	(1)		-	
BURLINGTON INSURANCE CO.	NC	395,988,582	254,576,428	141,412,154	63,890,704	31,461,955		6,000,393	
COMMERCIAL RISK RE-INSURANCE CO.	VT	36,878,073	15,570,105	21,307,968	20,761	6,941,777		-	
COTTON STATES MUTUAL INSURANCE CO.		244,607,522	190,450,622	54,156,900	89,909,449	57,303,878		-	
ESSEX INSURANCE CO.	DE	1,074,454,759	778,353,382	296,101,376	304,315,919	113,363,807		32,197,666	
FARM BUREAU MUTUAL INS CO OF MICHIGAN	MI	562,381,138	336,912,464	225,468,674	311,268,744	214,326,959		-	
HOLYOKE MUTUAL INSURANCE CO.	MA	188,495,457	113,392,990	75,102,467	81,449,633	51,717,942		-	

<u>Company Name</u>	<u>State</u>	<u>Assets</u>	<u>Liabilities</u>	<u>Policyholder</u>	<u>Net Premiums</u>	<u>Net Losses</u>	<u>Direct IL</u>
				<u>Surplus</u>	<u>Written</u>	<u>Paid</u>	<u>Premium</u>
HOUSTON CASUALTY CO.	TX	2,845,690,097	1,500,438,465	1,345,251,632	371,997,418	191,759,255	11,018,508
KENTUCKY FARM BUREAU MUTUAL INS CO	KY	1,617,779,506	727,305,015	890,474,491	719,374,006	563,170,161	
LEXINGTON INSURANCE CO.	DE	15,293,478,834	11,030,696,203	4,262,782,631	3,999,270,777	1,817,056,273	314,266,904
MERCURY CASUALTY CO.	CA	2,073,841,816	1,024,208,677	1,049,633,139	1,042,517,332	627,618,626	
MOTORISTS MUTUAL INSURANCE CO.	OH	1,175,477,266	766,206,999	409,270,267	474,211,463	258,601,842	
NATIONAL FIRE & MARINE INSURANCE CO.	NE	4,680,549,758	1,578,167,336	3,102,382,422	282,777,305	92,599,539	11,886,707
NATIONWIDE INDEMNITY CO.	OH	3,679,757,113	2,845,661,277	834,095,836	1,422,870	110,876,002	-
NEW JERSEY RE-INSURANCE CO.	NJ	1,506,231,142	799,741,573	706,489,569	102,382,699	103,848,195	-
PHILADELPHIA CONTRIBUTIONSHIP	PA	259,005,356	69,626,056	189,379,300	33,279,307	20,428,166	-
ROCKHILL INSURANCE CO.	AZ	175,252,979	100,575,262	74,677,717	46,076,313	(13,032,646)	863,637
WISCONSIN REINSURANCE CORPORATION	WI	71,881,349	37,157,764	34,723,585	34,287,013	29,026,986	
Type Total		41,096,951,545	25,222,506,555	15,874,444,989	9,451,946,692	4,964,858,876	380,947,304

Alien Stock Companies

GENERALI - U S BRANCH	NY	61,471,052	30,212,228	31,258,827	527,627	3,316,417	45,320
GLOBAL REINSURANCE CORPORATION	NY	266,643,129	221,622,663	45,020,466	(372,799)	9,143,609	-
HYUNDAI MARINE & FIRE INS CO, LTD (US)	CA	28,004,653	14,388,131	13,616,522	5,975,054	2,115,981	102,040
NIPPONKOA INSURANCE CO. LTD (U S BR	NY	235,121,467	155,641,356	79,480,111	54,891,227	23,465,595	1,731,690
TOKIO MARINE & NICHIDO FIRE INS CO LTD	NY	1,690,588,787	1,087,314,954	603,273,833	312,084,862	151,575,628	19,146,340
Type Total		2,281,829,088	1,509,179,332	772,649,759	373,105,971	189,617,230	21,025,390

Alien Lloyds

UNDERWRITERS AT LLOYDS LONDON	IL	707,258,087	471,927,245	235,330,842	80,659,933	77,100,225	80,659,933
-------------------------------	----	-------------	-------------	-------------	------------	------------	------------

Alien Accredited Reinsurers

ASPEN INSURANCE UK LIMITED	NY	1,047,639,906	939,269,123	108,370,783	399,338,871	179,859,337	-
CX REINSURANCE CO. LIMITED	NY	65,529,822	43,728,115	21,801,707	350,410	6,138,440	-
HANNOVER RUCKVERSICHERUNGS	NY	3,900,999,723	3,835,311,657	656,880,866	1,177,069,444	789,826,830	-
MAPFRE RE COMPANIA DE REASEGUROS S A	NY	161,701,513	96,404,848	65,296,665	110,736,719	60,929,423	-
MARKEL INTERNATIONAL INSURANCE CO LTD	NY	81,978,843	36,946,744	45,032,099	442,038	4,926,418	-

<u>Company Name</u>	<u>State</u>	<u>Assets</u>	<u>Liabilities</u>	<u>Policyholder Surplus</u>	<u>Net Premiums Written</u>	<u>Net Losses Paid</u>	<u>Direct IL Premium</u>
UNDERWRITERS @ LLOYDS LONDON		5,332,082,026	4,816,075,601	516,006,425	4,776,911	61,741,661	-
UNIONAMERICA INSURANCE CO. LIMITED	NY	211,432,911	178,566,133	32,866,778	(43,944)	32,795,388	-
ZURICH SPECIALTIES LONDON LIMITED	NY	179,666,444	107,660,922	72,005,522	1,081,983	15,768,408	-
Type Total		10,981,031,188	10,053,963,143	1,518,260,845	1,693,752,432	1,151,985,905	-

Recapitulation

	# of Co's	Assets	Liabilities	Policyholders Surplus	Net Premiums Written	Net Losses Paid	Illinois Premium
DOMESTIC STOCK COMPANIES	161	145,845,111,553	100,617,245,256	45,146,711,303	55,006,502,527	34,354,036,096	5,484,966,112
DOMESTIC MUTUAL COMPANIES	16	99,091,959,932	43,607,614,906	55,484,345,025	34,291,948,995	22,662,209,157	2,986,390,794
DOMESTIC RISK RETENTION GROUP	1	295,175,904	206,827,640	88,348,264	74,502,126	11,172,661	1,589,953
DOMESTIC SURPLUS LINES COMPANIES	11	5,271,456,480	3,343,051,791	1,928,404,689	675,429,369	312,832,735	39,290,662
DOMESTIC INTER INSURANCE EXCHANGE	2	915,107,184	496,436,223	418,670,961	324,745,764	229,121,530	108,188,427
ILLINOIS INSURANCE EXCHANGE	1	23,694,538	12,020,231	11,674,307	3,693,299	4,181,329	983,773
DOMESTIC MUTUAL HOLDING COMPANY	1	17,413,917	(1,383)	17,415,300	-	-	-
FOREIGN STOCK COMPANIES	785	900,551,097,215	596,516,201,308	304,034,895,889	223,671,201,895	136,939,816,553	8,916,947,596
FOREIGN MUTUAL COMPANIES	75	115,232,049,526	65,746,614,108	49,485,435,415	41,310,472,764	25,895,198,988	1,899,730,662
FOREIGN INTER INSURANCE EXCHANGE	17	53,442,905,232	28,696,205,551	24,746,699,682	18,713,237,262	12,094,733,541	318,700,035
FOREIGN ACCREDITED REINSURERS	21	41,096,951,545	25,222,506,555	15,874,444,989	9,451,946,692	4,964,858,876	380,947,304
ALIEN STOCK COMPANIES	5	2,281,829,088	1,509,179,332	772,649,759	373,105,971	189,617,230	21,025,390
ALIEN LLOYDS	1	707,258,087	471,927,245	235,330,842	80,659,933	77,100,225	80,659,933
ALIEN ACCREDITED REINSURERS	8	10,981,031,188	10,053,963,143	1,518,260,845	1,693,752,432	1,151,985,905	-
Totals	1105	1,375,753,041,389	876,499,791,906	499,763,287,270	385,671,199,029	238,886,864,826	20,239,420,641

<u>Company Name</u>	<u>Assets</u>	<u>Liabilities</u>	<u>Surplus</u>	<u>Gross Premium</u>	<u>Net Losses Paid</u>	<u>Net Premium</u>
TRITON MUTUAL INSURANCE COMPANY	230,480	77,958	152,522	240,217	54,555	136,356
UNITED MUTUAL INSURANCE COMPANY	3,656,592	634,824	3,021,768	1,246,698	526,509	968,183
VANDALIA MUTUAL INSURANCE COMPANY	2,024,168	224,102	1,800,066	616,753	86,902	400,497
WATSEKA MUTUAL INSURANCE COMPANY	1,396,951	546,612	850,339	850,602	279,485	622,854
WEST POINT MUTUAL INS CO	750,419	214,657	535,762	669,752	204,689	242,476
WESTERVELT MUTUAL INSURANCE COMPANY	1,438,269	482,770	955,499	834,669	252,101	506,201
WILBERTON MUTUAL INSURANCE COMPANY	1,321,842	505,949	815,893	874,778	335,812	613,737
WOODFORD COUNTY MUTUAL INSURANCE COMPANY	1,452,393	747,391	705,002	1,390,169	551,316	916,140
Total:	139,564,892	45,794,863	93,770,031	83,817,927	36,576,255	57,848,108

<u>Company Name</u>	<u>Assets</u>	<u>Liabilities</u>	<u>Surplus</u>	<u>Gross Premium</u>	<u>Net Losses Paid</u>	<u>Net Premium</u>
Township Mutual Fire Insurance Companies						
OSCO & WESTERN FARMERS MUT F & LTG I C	389,664	66,093	323,571	180,731	116,420	96,263

Special Act Companies

RANDOLPH MUTUAL INSURANCE COMPANY	2,259,625	963,414	1,296,211	1,412,797	442,961	1,001,413
-----------------------------------	-----------	---------	-----------	-----------	---------	-----------

<u>Farm Mutual Recapitulation</u>	<u>Number Of Companies</u>	<u>Assets</u>	<u>Liabilities</u>	<u>Surplus</u>	<u>Gross Premium</u>	<u>Net Losses Paid</u>	<u>Net Premium</u>
County Mutual Fire Insurance Companies	73	139,564,892	45,794,863	93,770,031	83,817,927	36,576,255	57,848,108
Township Mutual Fire Insurance Companies	1	389,664	66,093	323,571	180,731	116,420	96,263
Special Act Companies	1	2,259,625	963,414	1,296,211	1,412,797	442,961	1,001,413
Total:	75	<u>142,214,181</u>	<u>46,824,370</u>	<u>95,389,813</u>	<u>85,411,455</u>	<u>37,135,636</u>	<u>58,945,784</u>

Life & Health Insurance Companies

Domestic Legal Reserve Life Insurance Companies

<u>Company Name/State</u>	<u>State</u>	<u>Assets</u>	<u>Liabilities</u>	<u>Policyholders Surplus</u>	<u>Net Income</u>	<u>Direct Illinois Premium</u>	<u>Nationwide Premiums</u>
ALLEGIANCE LIFE INSURANCE COMPANY	IL	285,373,980	14,028,135	271,345,845	23,954,607	0	1,530,348
ALLSTATE ASSURANCE COMPANY	IL	11,274,711	2,322,496	8,952,216	332,575	4,600	0
ALLSTATE LIFE INSURANCE COMPANY	IL	67,552,094,308	64,303,206,188	3,248,888,120	-1,947,193,359	179,909,299	4,768,229,204
AMALGAMATED LIFE & HEALTH INSURANCE CO	IL	6,913,982	2,771,201	4,142,781	950,232	8,067,762	6,325,192
AMERICAN GENERAL ASSURANCE COMPANY	IL	193,922,668	119,055,621	74,867,047	-6,538,420	4,883,200	79,406,630
AMERICAN SPECIALTY HEALTH INSURANCE CO	IL	8,161,242	852,181	7,309,061	332,882	14	5,788,306
BANKERS LIFE & CASUALTY COMPANY	IL	11,442,368,846	10,835,237,653	607,131,192	-27,314,960	66,685,909	2,911,137,119
BCS LIFE INSURANCE COMPANY	IL	180,558,066	100,831,430	79,726,636	1,113,817	3,096,038	200,941,353
CELTIC INSURANCE COMPANY	IL	66,799,544	44,421,317	22,378,227	4,704,838	6,802,005	83,209,504
CHARTER NATIONAL LIFE INSURANCE COMPANY	IL	150,134,763	140,110,328	10,024,435	334,290	19,518	0
COLUMBIAN LIFE INSURANCE COMPANY	IL	245,169,660	225,941,885	19,227,775	-5,668,075	3,666,580	38,583,458
COMBINED INSURANCE COMPANY OF AMERICA	IL	2,382,484,051	1,788,971,026	593,513,025	383,472,921	38,559,591	693,852,900
CONCERT HEALTH PLAN INSURANCE COMPANY	IL	12,961,922	5,413,175	7,548,747	-58,558	28,624,212	29,065,805
CONSECO INSURANCE COMPANY	IL	1,044,458,188	885,379,982	159,078,205	18,664,350	18,172,752	108,159,316
CONTINENTAL ASSURANCE COMPANY	IL	3,333,559,595	2,846,271,142	487,288,453	-50,739,712	2,523,439	1,503,883
COUNTRY INVESTORS LIFE ASSURANCE COMPANY	IL	199,151,016	46,993,746	152,157,270	4,057,943	98,730,598	0
COUNTRY LIFE INSURANCE COMPANY	IL	7,270,651,321	6,325,750,870	944,900,451	-9,745,423	275,563,181	568,223,417
DESTINY HEALTH INSURANCE COMPANY	IL	22,686,931	21,141,515	1,545,416	-17,896,275	10,593,948	37,339,618
EMPLOYEES LIFE COMPANY MUTUAL	IL	290,662,751	272,563,241	18,099,510	736,291	5,211,278	62,783,380
FEDERAL LIFE INSURANCE COMPANY MUTUAL	IL	219,092,776	189,268,672	29,824,104	-2,621,053	5,411,611	20,397,410
FIDELITY LIFE ASSOC A LEGAL RESERVE LIFE	IL	514,696,992	257,877,361	256,819,631	-14,103,765	3,521,377	34,347,866
FIRST COMMONWEALTH INSURANCE COMPANY	IL	20,835,849	5,567,047	15,268,803	6,133,500	32,572,670	32,572,670
FORT DEARBORN LIFE INSURANCE COMPANY	IL	2,616,352,008	2,326,015,801	290,336,207	-38,469,784	144,857,773	1,253,013,477
GUARANTEE TRUST LIFE INSURANCE COMPANY	IL	218,660,484	176,612,155	42,048,329	-1,260,861	29,206,626	160,423,938
HCSC INSURANCE SERVICES COMPANY	IL	112,317,475	32,365,731	79,951,744	3,693,060	212,527,654	407,556,808
HEALTH ALLIANCE MEDICAL PLANS INC	IL	210,816,916	98,282,540	112,534,376	5,505,697	222,678,644	220,338,518
HEALTH CARE SERVICE CORP MUT LEG RES CO	IL	10,528,728,430	4,423,935,908	6,104,792,522	742,597,362	5,984,941,531	13,128,300,890
HORACE MANN LIFE INSURANCE COMPANY	IL	4,540,833,757	4,270,401,147	270,432,610	-10,743,290	55,497,945	412,694,273
HUMANA BENEFIT PLAN OF ILLINOIS INC	IL	83,386,167	40,075,785	43,310,382	4,419,976	1,671,311	1,701,961

<u>Company Name/State</u>	<u>State</u>	<u>Assets</u>	<u>Liabilities</u>	<u>Policyholders</u> <u>Surplus</u>	<u>Net</u> <u>Income</u>	<u>Direct Illinois</u> <u>Premium</u>	<u>Nationwide</u> <u>Premiums</u>
ILLINOIS MUTUAL LIFE INSURANCE COMPANY	IL	1,268,230,015	1,135,830,665	132,399,352	-9,140,022	22,679,418	144,912,382
KEMPER INVESTORS LIFE INSURANCE COMPANY	IL	13,886,167,063	13,719,303,723	166,863,340	-15,694,709	20,540,336	-108,581,945
LIFE ASSURANCE COMPANY OF AMERICA	IL	6,086,758	3,636,001	2,450,757	-39,638	380,071	269,100
LINCOLN HERITAGE LIFE INSURANCE COMPANY	IL	621,699,291	535,635,642	86,063,649	2,324,853	14,587,504	200,264,680
MANHATTAN NATIONAL LIFE INSURANCE CO	IL	213,681,320	205,803,782	7,877,538	-80,740	1,045,857	1,335,512
MTL INSURANCE COMPANY	IL	1,319,361,181	1,230,136,446	89,224,735	-11,267,588	20,197,378	147,788,020
OLD REPUBLIC LIFE INSURANCE COMPANY	IL	153,974,550	118,913,862	35,060,688	750,053	2,213,145	28,404,508
PEKIN LIFE INSURANCE COMPANY	IL	854,396,729	737,237,417	117,159,312	1,226,782	123,730,899	211,401,862
PERSONALCARE INSURANCE OF ILLINOIS INC	IL	83,090,351	35,972,209	47,118,142	17,607,857	105,462,782	103,444,043
PHYSICIANS BENEFITS TRUST LIFE INS CO	IL	19,896,043	9,624,509	10,271,534	163,427	25,110,353	24,167,461
PROFESSIONAL LIFE & CASUALTY COMPANY	IL	65,466,163	53,055,691	12,410,472	-2,298,310	4,227,265	4,225,988
RELIANCE STANDARD LIFE INSURANCE COMPANY	IL	3,508,998,178	2,997,280,349	511,717,829	23,284,842	70,331,712	1,233,739,630
RESOURCE LIFE INSURANCE COMPANY	IL	70,691,178	57,663,492	13,027,686	7,033,209	-73,931	1,628,896
RIGHTCHOICE INSURANCE COMPANY	IL	11,717,823	1,097,965	10,619,858	217,914	0	0
STATE FARM ANNUITY & LIFE INSURANCE CO	IL	8,354,381	46,332	8,308,050	79,261	0	0
STATE FARM LIFE & ACCIDENT ASSURANCE CO	IL	1,660,907,532	1,394,362,776	266,544,756	-3,402,152	890,163	194,490,313
STATE FARM LIFE INSURANCE COMPANY	IL	44,630,862,285	39,570,807,842	5,060,054,443	185,700,240	297,385,244	4,597,172,241
STERLING LIFE INSURANCE COMPANY	IL	346,265,189	153,530,203	192,734,986	7,875,037	38,266,645	998,827,742
TRUASSURE INSURANCE COMPANY	IL	5,318,868	165,914	5,152,954	-48,903	469,462	188,238
TRUSTMARK INSURANCE COMPANY	IL	1,168,326,615	956,090,318	212,236,297	46,890,591	43,151,722	231,119,110
TRUSTMARK LIFE INSURANCE COMPANY	IL	377,359,745	193,825,200	183,534,545	-14,491,020	124,038,001	407,953,325
UNICARE HEALTH INSURANCE CO OF THE MW	IL	129,307,004	80,659,373	48,647,631	5,328,718	383,154,816	387,265,095
UNION FIDELITY LIFE INSURANCE COMPANY	IL	18,264,424,652	17,808,112,985	456,311,667	-512,109,558	4,603,512	357,560,810
UNITED INSURANCE COMPANY OF AMERICA	IL	2,005,027,268	1,814,861,831	190,165,437	-5,642,303	16,648,769	201,785,686
UNITED NATIONAL LIFE INSURANCE CO OF AM	IL	6,938,693	4,846,156	2,092,537	-357,157	802,872	2,530,653
UNITED SECURITY LIFE AND HEALTH INS CO	IL	22,837,877	18,193,845	4,644,033	-3,221,122	10,524,010	38,861,268
UNITEDHEALTHCARE INS CO OF RIVER VALLEY	IL	25,570,125	11,878,173	13,691,952	5,896,159	63,953,988	64,950,013
UNITEDHEALTHCARE INSURANCE COMPANY OF IL	IL	122,177,401	49,739,108	72,438,293	21,975,830	305,138,486	307,863,224
WASHINGTON NATIONAL INSURANCE COMPANY	IL	2,348,189,079	1,891,175,636	457,013,443	13,480,404	11,270,606	254,153,792
WELLCARE HEALTH INSURANCE OF IL INC	IL	102,237,100	75,235,924	27,001,176	-5,459,296	8,546,926	382,502,959
XL LIFE INSURANCE & ANNUITY COMPANY	IL	82,502,627	66,483,177	16,019,449	-14,871,268	0	0
Type Totals		207,155,171,483	184,732,871,825	22,422,299,661	-1,189,637,803	9,163,279,077	35,687,651,850

<u>Company Name/State</u>	<u>State</u>	<u>Assets</u>	<u>Liabilities</u>	<u>Policyholders Surplus</u>	<u>Net Income</u>	<u>Direct Illinois Premium</u>	<u>Nationwide Premiums</u>
Foreign Legal Reserve Life Insurance Companies							
5 STAR LIFE INSURANCE COMPANY	LA	174,786,203	126,379,446	48,406,758	-5,078,309	1,738,638	94,496,609
AAA LIFE INSURANCE COMPANY	MI	369,388,891	297,501,266	71,887,625	-6,207,437	5,676,941	146,290,763
ACACIA LIFE INSURANCE COMPANY	DC	1,544,345,029	1,221,939,842	322,405,187	-758,603	1,809,487	33,250,557
ACCENDO INSURANCE COMPANY	UT	12,401,086	1,177,009	11,224,077	-1,814,252	0	0
ACE LIFE INSURANCE COMPANY	CT	34,323,909	14,346,860	19,977,049	-6,731,442	0	4,645,125
ADMIRAL LIFE INSURANCE COMPANY OF AM	AZ	13,214,413	4,016,874	9,197,539	384,509	1,498	2,241,713
ADVANCE INSURANCE COMPANY	AZ	188,405,981	112,637,592	75,768,389	14,590,287	0	561,786,999
AETNA HEALTH & LIFE INSURANCE COMPANY	CT	1,604,314,316	1,443,028,901	161,285,415	-6,706,051	0	358,962,519
AETNA HEALTH INSURANCE COMPANY	PA	66,224,188	26,162,071	40,062,117	37,974,107	6,552,291	174,343,683
AETNA LIFE INSURANCE COMPANY	CT	20,880,603,860	17,137,056,971	3,743,546,890	951,199,372	616,255,760	13,647,539,690
AF&L INSURANCE COMPANY	PA	168,665,236	168,237,415	427,821	-177,159	2,622,922	2,837,769
AGL LIFE ASSURANCE COMPANY	PA	4,143,049,692	4,129,287,509	13,762,184	2,054,208	1,086,818	296,449,886
AIG ANNUITY INSURANCE COMPANY	TX	45,803,021,916	42,755,865,308	3,047,156,608	-7,900,969,006	187,366,345	5,705,621,770
AIG LIFE INSURANCE COMPANY	DE	9,429,399,300	9,065,012,154	364,387,146	-875,551,796	36,383,486	351,294,443
AIG SUNAMERICA LIFE ASSURANCE COMPANY	AZ	24,396,263,129	23,121,520,740	1,274,742,389	-782,331,133	177,571,697	3,299,981,150
ALL SAVERS INSURANCE COMPANY	IN	4,269,079	260,433	4,008,645	152,832	0	45,008
ALL SAVERS LIFE INS CO OF CALIFORNIA	CA	11,589,491	143,813	11,445,679	180,035	0	0
ALLIANZ LIFE AND ANNUITY COMPANY	MN	16,300,760	4,878,290	11,422,470	113,733	0	0
ALLIANZ LIFE INSURANCE COMPANY NY	NY	881,465,176	852,264,668	29,200,508	-47,500,715	39,915	235,840,258
ALLIANZ LIFE INSURANCE COMPANY OF N A	MN	66,374,756,517	64,365,447,994	2,009,308,524	-895,824,816	365,156,121	8,350,962,686
ALLSTATE LIFE INSURANCE COMPANY OF NY	NY	7,627,456,580	7,216,984,516	410,472,064	-18,877,725	88,511	642,329,576
ALTA HEALTH & LIFE INSURANCE COMPANY	IN	28,614,867	11,626,201	16,988,666	19,433,328	1,663,675	-2,419,022
AMALGAMATED LIFE INSURANCE COMPANY	NY	62,441,254	31,579,840	30,861,414	2,125,524	3,472,881	38,092,500
AMERICAN AMICABLE LIFE INS CO OF TX	TX	353,382,778	295,704,487	57,678,291	4,762,272	2,215,330	40,051,399
AMERICAN BANKERS LIFE ASSURANCE CO OF FL	FL	653,076,516	546,369,872	106,706,644	1,683,884	7,207,087	129,944,085
AMERICAN CAPITOL INSURANCE COMPANY	TX	66,829,623	59,483,704	7,345,919	1,164,325	44,671	2,191,114
AMERICAN COMMUNITY MUTUAL INSURANCE CO	MI	141,887,652	67,381,594	74,506,058	-25,340,170	38,139,568	355,815,273
AMERICAN CONTINENTAL INSURANCE COMPANY	TN	21,176,310	11,205,615	9,970,695	-5,487,767	1,939,217	23,033,300
AMERICAN CREDITORS LIFE INSURANCE CO	DE	17,200,743	5,116,014	12,084,729	-434,501	0	0
AMERICAN EQUITY INVESTMENT LIFE INS CO	IA	13,593,939,946	12,610,614,706	983,325,240	-6,754,298	150,687,697	2,252,568,713

<u>Company Name/State</u>	<u>State</u>	<u>Assets</u>	<u>Liabilities</u>	<u>Policyholders</u> <u>Surplus</u>	<u>Net</u> <u>Income</u>	<u>Direct Illinois</u> <u>Premium</u>	<u>Nationwide</u> <u>Premiums</u>
AMERICAN FAMILY LIFE ASSR CO OF COLUMBUS	NE	71,782,957,526	67,181,643,541	4,601,313,985	1,208,647,985	139,177,443	15,136,568,596
AMERICAN FAMILY LIFE INSURANCE COMPANY	WI	3,860,796,712	3,413,974,909	446,821,803	-81,847,941	44,843,621	392,069,577
AMERICAN FIDELITY ASSURANCE COMPANY	OK	3,311,754,204	3,072,619,921	239,134,283	38,133,501	14,523,741	652,154,891
AMERICAN FIDELITY LIFE INSURANCE COMPANY	FL	469,804,898	396,595,530	73,209,368	1,153,794	435,237	14,578,716
AMERICAN GENERAL LIFE & ACCIDENT INS CO	TN	9,134,530,742	8,571,028,271	563,502,471	-816,947,379	12,946,236	954,967,497
AMERICAN GENERAL LIFE INSURANCE COMPANY	TX	38,638,399,451	33,446,053,987	5,192,345,464	-4,103,621,858	205,705,517	3,531,895,591
AMERICAN HEALTH & LIFE INSURANCE COMPANY	TX	1,519,632,486	862,837,866	656,794,620	96,308,168	4,949,487	281,976,730
AMERICAN HERITAGE LIFE INSURANCE COMPANY	FL	1,326,474,365	1,134,332,437	192,141,928	278,933	13,608,520	414,583,194
AMERICAN HOME LIFE INSURANCE COMPANY	KS	165,548,480	151,290,740	14,257,743	149,658	281,657	19,049,859
AMERICAN INCOME LIFE INSURANCE COMPANY	IN	1,828,070,321	1,600,004,607	228,065,714	98,777,937	23,866,044	531,925,182
AMERICAN INTERNATIONAL LIFE ASSR CO NY	NY	6,660,685,021	6,290,148,169	370,536,852	-1,028,913,788	2,810,778	368,966,441
AMERICAN INVESTORS LIFE INSURANCE CO INC	KS	14,336,683,809	13,406,570,766	930,113,044	-223,667,269	200,460,470	4,338,786,830
AMERICAN LABOR LIFE INSURANCE COMPANY	AZ	5,411,450	1,649,216	3,762,234	523,513	243,495	2,482,708
AMERICAN MATURITY LIFE INSURANCE COMPANY	CT	57,672,030	15,264,497	42,407,533	1,114,713	8,647	19,450
AMERICAN MEDICAL AND LIFE INSURANCE CO	NY	32,050,439	19,950,855	12,099,584	1,326,875	537,714	28,500,270
AMERICAN MEDICAL SECURITY LIFE INS CO	WI	129,773,149	59,256,279	70,516,870	56,284,430	13,502,002	198,467,572
AMERICAN MEMORIAL LIFE INSURANCE COMPANY	SD	1,996,140,858	1,910,085,562	86,055,296	-22,978,029	9,636,454	281,438,259
AMERICAN MODERN LIFE INSURANCE COMPANY	OH	64,197,810	45,849,922	18,347,888	-2,687,141	1,309,548	13,197,346
AMERICAN NATIONAL INSURANCE COMPANY	TX	13,586,040,658	11,780,370,450	1,805,670,208	-123,072,339	117,609,509	2,243,095,663
AMERICAN NATIONAL LIFE INSURANCE CO TX	TX	137,691,451	101,596,485	36,094,966	-8,390,557	4,144,816	93,894,383
AMERICAN NETWORK INSURANCE COMPANY	PA	123,176,866	118,368,469	4,808,397	1,510,770	737	8,219,352
AMERICAN PHOENIX LIFE & REASSURANCE CO	CT	26,375,250	8,747,018	17,628,232	-152,184	0	2,089,760
AMERICAN PROGRESSIVE LIFE & HEALTH OF NY	NY	368,566,649	263,110,353	105,456,296	11,234,808	45,430	606,801,026
AMERICAN PUBLIC LIFE INSURANCE COMPANY	OK	74,493,796	61,632,854	12,860,942	-2,501,443	378,104	44,093,709
AMERICAN REPUBLIC CORP INSURANCE COMPANY	NE	9,650,877	2,529,746	7,121,131	-437,058	359,916	5,900,680
AMERICAN REPUBLIC INSURANCE COMPANY	IA	475,459,537	239,535,661	235,923,876	17,793,709	30,630,018	459,514,551
AMERICAN RETIREMENT LIFE INSURANCE CO	OH	6,375,847	856,452	5,519,395	-432,700	0	2,880
AMERICAN TRANSCONTINENTAL LIFE INS CO	AZ	598,258,047	329,312,977	268,945,070	107,534,939	0	1,553,418,702
AMERICAN UNDERWRITERS LIFE INSURANCE CO	AZ	77,139,913	63,243,958	13,895,954	-1,036,051	28,629	31,870,577
AMERICAN UNITED LIFE INSURANCE COMPANY	IN	12,526,176,189	11,869,964,236	656,211,953	9,406,487	132,714,513	2,353,546,719
AMERICO FINANCIAL LIFE & ANNUITY INS CO	TX	3,439,011,820	3,267,973,160	171,038,660	-20,770,662	10,160,756	288,332,249
AMERITAS LIFE INSURANCE CORP	NE	5,142,387,540	4,431,762,431	710,625,109	-71,981,857	26,761,801	1,298,953,167

<u>Company Name/State</u>	<u>State</u>	<u>Assets</u>	<u>Liabilities</u>	<u>Policyholders</u> <u>Surplus</u>	<u>Net</u> <u>Income</u>	<u>Direct Illinois</u> <u>Premium</u>	<u>Nationwide</u> <u>Premiums</u>
AMICA LIFE INSURANCE COMPANY	RI	940,141,890	783,788,213	156,353,677	8,722,883	1,313,639	61,770,066
ANNUITY INVESTORS LIFE INSURANCE COMPANY	OH	1,742,236,673	1,663,681,444	78,555,229	-25,860,491	4,157,302	417,372,619
ANTHEM LIFE INSURANCE COMPANY	IN	288,278,043	222,844,288	65,433,755	23,769,903	597,522	173,254,791
ASSURITY LIFE INSURANCE COMPANY	NE	2,161,104,707	1,937,953,311	223,151,397	1,946,892	6,686,490	236,631,484
ATLANTA LIFE INSURANCE COMPANY	GA	75,433,883	58,093,131	17,340,753	-694,683	1,459,284	62,507,592
AURORA NATIONAL LIFE ASSURANCE COMPANY	CA	3,125,399,262	2,797,769,002	327,630,260	14,166,442	3,213,905	1,343,199
AUTO CLUB LIFE INSURANCE COMPANY	MI	423,260,311	374,457,206	48,803,104	-3,547,325	77,814	54,271,575
AUTO OWNERS LIFE INSURANCE COMPANY	MI	2,110,939,445	1,881,362,449	229,576,996	13,443,941	9,106,575	181,642,042
AVIVA LIFE AND ANNUITY COMPANY	IA	24,683,212,443	23,416,762,347	1,266,450,096	-287,393,583	207,488,978	3,751,969,915
AVIVA LIFE AND ANNUITY COMPANY OF NY	NY	1,394,306,879	1,313,897,315	80,409,564	-22,873,488	168,804	126,298,247
AXA CORPORATE SOLUTIONS LIFE REINS CO	DE	1,540,933,420	1,286,394,123	254,539,297	-518,634,567	0	98,710,722
AXA EQUITABLE LIFE & ANNUITY COMPANY	CO	512,844,208	464,073,312	48,770,896	8,639,340	2,747,993	7,830,388
AXA EQUITABLE LIFE INSURANCE COMPANY	NY	111,795,877,883	108,640,852,082	3,155,025,801	-1,074,784,629	846,136,177	14,590,161,763
BALBOA LIFE INSURANCE COMPANY	CA	43,254,992	12,562,725	30,692,267	3,957,505	605,918	16,155,992
BALTIMORE LIFE INSURANCE COMPANY THE	MD	834,793,548	763,255,861	71,537,687	1,109,135	2,387,795	100,311,769
BANKERS FIDELITY LIFE INSURANCE COMPANY	GA	110,664,444	80,788,399	29,876,044	1,268,808	1,233,548	55,157,355
BANKERS RESERVE LIFE INS CO OF WI	WI	132,437,280	74,343,812	58,093,468	7,979,638	0	379,426,161
BANNER LIFE INSURANCE COMPANY	MD	1,335,174,553	1,123,902,609	211,271,944	-16,080,913	23,652,753	194,557,800
BENEFICIAL LIFE INSURANCE COMPANY	UT	3,437,233,989	2,985,912,537	451,321,452	-239,732,673	3,096,448	366,580,565
BERKLEY LIFE AND HEALTH INSURANCE CO	IA	26,100,130	383,400	25,716,730	564,760	309	0
BERKSHIRE HATHAWAY LIFE INS CO OF NE	NE	3,528,028,348	2,717,619,606	810,408,742	70,144,138	0	57,854,613
BERKSHIRE LIFE INSURANCE COMPANY OF AM	MA	2,455,454,678	2,031,605,084	423,849,594	28,652,099	11,170,091	419,298,752
BEST LIFE & HEALTH INSURANCE COMPANY	TX	16,671,004	6,114,165	10,556,839	60,492	2,435,644	48,404,532
BOSTON MUTUAL LIFE INSURANCE COMPANY	MA	929,127,283	851,404,948	77,722,334	9,604,549	5,559,375	170,735,544
BRAVO HEALTH INSURANCE COMPANY INC	DE	53,144,757	39,257,839	13,886,918	-3,822,181	1,224,676	122,869,730
BROKERS NATIONAL LIFE ASSURANCE COMPANY	AR	26,576,987	9,612,474	16,964,513	2,630,150	1,082,665	43,493,512
C M LIFE INSURANCE COMPANY	CT	7,539,867,050	6,832,093,729	707,773,321	-76,592,190	35,009,195	779,077,536
CANADA LIFE INSURANCE COMPANY OF AMERICA	MI	1,801,045,578	1,676,414,430	124,631,148	11,392,634	76,771	4,431,945
CAPITOL LIFE INSURANCE COMPANY THE	TX	209,479,863	201,206,636	8,273,227	571,724	0	6,361,775
CARDIF LIFE INSURANCE COMPANY	KS	61,591,972	46,651,716	14,940,257	-1,133,113	1,368,416	10,193,165
CATERPILLAR LIFE INSURANCE COMPANY	MO	155,564,464	108,706,880	46,857,584	-1,759,314	0	0
CENTRAL BENEFITS NATIONAL LIFE INS CO	OH	6,770,249	20,034	6,750,214	283,609	16,435	528,864

<u>Company Name/State</u>	<u>State</u>	<u>Assets</u>	<u>Liabilities</u>	<u>Policyholders</u> <u>Surplus</u>	<u>Net</u> <u>Income</u>	<u>Direct Illinois</u> <u>Premium</u>	<u>Nationwide</u> <u>Premiums</u>
CENTRAL RESERVE LIFE INSURANCE COMPANY	OH	25,029,383	10,406,933	14,622,450	792,619	4,262,323	20,226,329
CENTRAL SECURITY LIFE INSURANCE COMPANY	TX	81,606,894	73,889,516	7,717,380	1,145,729	114,054	4,112,404
CENTRAL STATES HEALTH & LIFE CO OF OMAHA	NE	320,029,944	234,884,756	85,145,189	-759,338	6,177,258	85,547,498
CENTRAL UNITED LIFE INSURANCE COMPANY	AR	321,380,867	283,291,155	38,089,712	2,251,738	495,803	92,551,542
CENTRE LIFE INSURANCE COMPANY	MA	2,021,720,012	1,930,956,330	90,763,680	3,403,292	1,269,680	1,192,461
CENTURION LIFE INSURANCE COMPANY	IA	1,620,996,244	627,681,980	993,314,264	47,780,606	3,128,122	135,226,373
CHESAPEAKE LIFE INSURANCE COMPANY THE	OK	86,247,957	41,310,591	44,937,366	-8,784,215	7,941,683	117,478,495
CHRISTIAN FIDELITY LIFE INSURANCE CO	TX	86,901,768	52,545,246	34,356,522	4,342,435	130,850	56,082,407
CHURCH LIFE INSURANCE CORPORATION	NY	205,902,317	174,426,786	31,475,531	-3,117,847	390,339	25,359,167
CINCINNATI LIFE INSURANCE COMPANY THE	OH	2,477,627,096	2,187,537,737	290,089,358	-70,120,519	20,196,895	176,890,644
COLONIAL LIFE & ACCIDENT INSURANCE CO	SC	1,988,845,937	1,609,256,862	379,589,075	109,293,999	10,586,555	1,011,686,862
COLONIAL PENN LIFE INSURANCE COMPANY	PA	692,246,216	654,671,154	37,575,062	-353,274	8,942,423	174,546,066
COLORADO BANKERS LIFE INSURANCE COMPANY	CO	144,870,640	127,386,147	17,484,493	-756,647	3,943,832	56,316,241
COLUMBIAN MUTUAL LIFE INSURANCE COMPANY	NY	846,268,987	766,845,415	79,423,572	6,083,469	2,183,500	143,174,420
COLUMBUS LIFE INSURANCE COMPANY THE	OH	2,500,565,968	2,291,608,376	208,957,592	16,962,755	7,932,577	204,608,472
COMBINED LIFE INSURANCE COMPANY OF NY	NY	375,950,207	316,828,692	59,121,515	26,369,423	45,456	145,429,279
COMMERCIAL TRAVELERS MUTUAL INSURANCE CO	NY	35,203,207	22,785,444	12,417,762	987,910	159,625	33,403,986
COMMONWEALTH ANNUITY & LIFE INSURANCE CO	MA	5,334,785,643	4,944,163,804	390,621,839	-247,090,101	9,105,356	108,924,991
COMPANION LIFE INSURANCE COMPANY	SC	130,401,935	62,902,861	67,499,073	6,696,097	11,265,176	137,756,796
COMPBENEFITS INSURANCE COMPANY	TX	59,862,818	11,734,260	48,128,558	10,489,511	6,823,345	133,408,487
CONGRESS LIFE INSURANCE COMPANY	AZ	60,150,194	3,039,498	57,110,696	616,944	0	1,117,409
CONNECTICUT GENERAL LIFE INSURANCE CO	CT	17,733,120,846	15,702,892,702	2,030,228,144	978,258	182,900,674	6,979,282,295
CONSECO HEALTH INSURANCE COMPANY	AZ	2,472,317,011	2,343,707,188	128,609,823	1,376,516	34,037,600	293,123,202
CONSECO LIFE INSURANCE COMPANY	IN	4,529,498,626	4,367,148,722	162,349,904	-68,199,302	6,898,746	312,341,954
CONSTITUTION LIFE INSURANCE COMPANY	TX	87,357,878	68,302,809	19,055,069	1,325,498	7,235,148	31,235,157
CONSUMERS LIFE INSURANCE COMPANY	OH	31,949,168	14,845,014	17,104,154	-4,646,044	0	36,442,857
CONTINENTAL AMERICAN INSURANCE COMPANY	SC	104,026,853	71,380,800	32,646,053	6,917,978	1,632,480	69,127,160
CONTINENTAL GENERAL INSURANCE COMPANY	NE	227,247,174	182,669,793	44,577,381	3,852,663	9,042,219	78,751,356
CONTINENTAL LIFE INS CO OF BRENTWOOD TN	TN	152,962,987	92,969,615	59,993,372	11,893,229	2,420,290	171,113,152
COVENTRY HEALTH AND LIFE INSURANCE CO	DE	517,384,205	317,274,203	200,109,997	15,213,925	27,209,689	1,789,840,697
CSI LIFE INSURANCE COMPANY	NE	20,169,416	4,893,336	15,276,080	395,467	0	7,230,621
CUNA MUTUAL INSURANCE SOCIETY	IA	11,002,453,773	10,017,275,577	985,178,196	-37,827,779	80,749,252	2,433,283,836

<u>Company Name/State</u>	<u>State</u>	<u>Assets</u>	<u>Liabilities</u>	<u>Policyholders</u> <u>Surplus</u>	<u>Net</u> <u>Income</u>	<u>Direct Illinois</u> <u>Premium</u>	<u>Nationwide</u> <u>Premiums</u>
DELAWARE AMERICAN LIFE INSURANCE COMPANY	DE	83,875,509	56,562,948	27,312,561	2,281,042	538,917	26,587,503
DELTA DENTAL INSURANCE COMPANY	DE	101,030,761	54,588,135	46,442,626	-576,145	4,982	293,437,350
DENTEGRA INSURANCE COMPANY	DE	33,068,418	13,019,696	20,048,722	74,139	3,026,611	18,566,261
DIRECT GENERAL LIFE INSURANCE COMPANY	SC	35,468,492	13,459,314	22,009,179	6,404,090	61,621	23,344,830
DIXIE NATIONAL LIFE INSURANCE COMPANY	IN	5,641,319	1,634,411	4,006,908	-5,230	3,484	6,082
EASTERN LIFE & HEALTH INSURANCE COMPANY	PA	58,540,611	20,724,014	37,816,597	-709,680	0	36,722,970
EMC NATIONAL LIFE COMPANY	IA	682,705,305	641,434,277	41,271,028	-21,991,977	14,938,694	119,316,970
EMPHESYS INSURANCE COMPANY	TX	4,827,437	970,212	3,857,225	-284,955	0	2,948,880
EMPLOYERS REASSURANCE CORPORATION	KS	9,697,674,241	9,016,473,786	681,200,455	-619,050,801	0	686,908,033
ENTERPRISE LIFE INSURANCE COMPANY	TX	21,036,324	15,626,263	5,410,061	-478,688	286,223	4,614,795
ENVISION INSURANCE COMPANY	OH	12,691,420	7,465,305	5,226,115	-8,076,037	857,401	21,954,571
EPIC LIFE INSURANCE COMPANY THE	WI	42,076,215	20,318,145	21,758,070	-216,635	599,733	15,775,797
EQUITABLE LIFE & CASUALTY INSURANCE CO	UT	215,263,274	176,439,250	38,824,024	-376,786	2,095,773	104,171,759
EQUITRUST LIFE INSURANCE COMPANY	IA	7,779,918,913	7,362,941,370	416,977,543	-116,931,431	72,409,711	1,504,745,683
ERIE FAMILY LIFE INSURANCE COMPANY	PA	1,533,696,752	1,427,879,465	105,817,287	-66,401,068	4,058,244	216,379,330
FAMILY HERITAGE LIFE INSURANCE CO OF AM	OH	309,398,565	275,373,595	34,024,970	12,716,020	9,707,249	119,983,880
FAMILY LIFE INSURANCE COMPANY	TX	126,179,062	100,808,000	25,371,062	4,914,834	543,228	15,890,490
FAMILY SERVICE LIFE INSURANCE COMPANY	TX	530,614,528	439,845,942	90,768,587	6,604,302	15	21,134
FARMERS NEW WORLD LIFE INSURANCE COMPANY	WA	6,443,865,590	5,892,389,617	551,475,973	19,206,446	40,173,899	623,848,067
FEDERATED LIFE INSURANCE COMPANY	MN	954,854,181	736,893,927	217,960,254	12,248,807	6,836,900	122,951,373
FIDELITY INVESTMENTS LIFE INSURANCE CO	UT	11,893,788,183	11,244,808,726	648,979,457	-7,147,420	116,522,475	2,163,128,034
FIDELITY SECURITY LIFE INSURANCE COMPANY	MO	538,361,909	453,747,366	84,614,543	8,292,547	48,908,560	298,014,242
FINANCIAL ASSURANCE LIFE INSURANCE CO	TX	9,725,264	1,308,033	8,417,231	283,670	1,265	118,771
FIRST ALLMERICA FINANCIAL LIFE INS CO	MA	1,714,061,985	1,600,365,087	113,696,898	33,123,913	1,046,397	30,699,633
FIRST CONTINENTAL LIFE & ACCIDENT INS CO	TX	11,858,555	7,421,791	4,436,764	587,105	0	6,041,006
FIRST HEALTH LIFE & HEALTH INS CO	TX	682,069,387	467,408,546	214,660,841	-76,802,942	43,866,860	2,034,120,235
FIRST INVESTORS LIFE INSURANCE COMPANY	NY	1,011,132,298	891,468,289	119,664,009	8,756,781	4,174,795	80,264,691
FIRST LIFE AMERICA CORPORATION	KS	32,499,603	29,799,148	2,700,455	-1,057,821	439,085	6,608,239
FIRST PENN PACIFIC LIFE INSURANCE CO	IN	1,890,903,210	1,698,444,799	192,458,411	27,325,468	11,257,688	56,860,859
FIRST REHABILITATION LIFE INS CO OF AM	NY	90,700,571	47,851,016	42,849,555	7,738,158	489,627	83,716,816
FORETHOUGHT LIFE INSURANCE COMPANY	IN	3,870,189,824	3,680,472,655	189,717,169	-71,585,857	12,443,664	776,360,918
FREEDOM LIFE INSURANCE COMPANY OF AM	TX	38,304,664	23,304,106	15,000,558	-1,820,817	2,703,598	29,238,342

<u>Company Name/State</u>	<u>State</u>	<u>Assets</u>	<u>Liabilities</u>	<u>Policyholders</u> <u>Surplus</u>	<u>Net</u> <u>Income</u>	<u>Direct Illinois</u> <u>Premium</u>	<u>Nationwide</u> <u>Premiums</u>
FUNERAL DIRECTORS LIFE INSURANCE COMPANY	TX	556,605,802	508,044,929	48,560,873	1,027,058	1,537,861	124,088,100
GARDEN STATE LIFE INSURANCE COMPANY	TX	91,014,034	73,336,329	17,677,705	-1,572,243	1,500,769	39,314,293
GENERAL AMERICAN LIFE INSURANCE COMPANY	MO	11,734,937,216	10,655,479,883	1,079,457,333	1,177,065,964	24,020,265	447,925,089
GENERAL FIDELITY LIFE INSURANCE COMPANY	SC	210,242,444	46,132,360	164,110,084	7,133,639	-1	48,658,603
GENERAL RE LIFE CORPORATION	CT	2,615,078,266	2,148,502,554	466,575,712	31,949,371	0	1,086,070,453
GENERALI USA LIFE REASSURANCE COMPANY	MO	831,112,276	571,564,998	259,547,278	695,248	0	278,055,432
GENWORTH LIFE AND ANNUITY INSURANCE CO	VA	25,963,875,507	24,032,955,529	1,930,919,978	-242,048,304	162,108,447	2,192,895,452
GENWORTH LIFE INSURANCE COMPANY	DE	34,733,533,488	31,406,698,646	3,326,834,842	-349,163,584	206,329,211	1,342,954,180
GERBER LIFE INSURANCE COMPANY	NY	1,567,858,828	1,407,440,281	160,418,547	-42,088,970	17,933,727	368,127,762
GLOBE LIFE & ACCIDENT INSURANCE COMPANY	NE	2,736,764,128	2,344,077,082	392,687,046	133,708,724	29,251,915	511,558,212
GOLDEN RULE INSURANCE COMPANY	IN	613,698,501	345,887,067	267,811,434	144,741,403	42,313,964	1,260,647,127
GOLDEN STATE MUTUAL LIFE INSURANCE CO	CA	89,963,120	83,875,524	6,087,596	-406,264	1,359,093	28,121,954
GOVERNMENT PERSONNEL MUTUAL LIFE INS CO	TX	787,153,402	703,594,264	83,559,138	-3,138,318	1,180,739	52,662,679
GRANGE LIFE INSURANCE COMPANY	OH	254,933,023	221,362,404	33,570,619	-1,211,871	1,437,607	41,661,810
GREAT AMERICAN LIFE INSURANCE COMPANY	OH	9,627,857,598	8,846,846,960	781,010,638	-29,999,930	42,585,410	1,187,433,598
GREAT SOUTHERN LIFE INSURANCE COMPANY	TX	274,057,321	239,875,860	34,181,461	-1,116,838	1,941,104	243,811
GREAT WEST LIFE & ANNUITY INSURANCE CO	CO	33,279,542,439	32,375,166,929	904,375,510	271,435,865	175,376,259	4,405,136,497
GREAT WESTERN INSURANCE COMPANY	UT	403,031,878	370,606,222	32,425,656	6,351,821	6,559,131	-13,990,009
GUARANTY INCOME LIFE INSURANCE COMPANY	LA	407,336,827	384,621,090	22,715,737	-897,272	1,328,028	64,403,873
GUARDIAN INSURANCE & ANNUITY COMPANY INC	DE	7,502,709,014	7,290,150,574	212,558,440	-35,097,365	33,401,412	941,132,426
GUARDIAN LIFE INSURANCE COMPANY OF AM	NY	28,973,450,194	25,314,581,981	3,658,868,212	437,309,448	293,931,649	5,926,378,268
HARLEYSVILLE LIFE INSURANCE COMPANY	PA	341,302,625	320,983,272	20,319,353	-4,946,382	1,082,090	51,185,300
HARTFORD INTERNATIONAL LIFE REASSR CORP	CT	1,115,772,375	1,013,392,437	102,379,938	4,354,817	0	9,780,408
HARTFORD LIFE & ACCIDENT INSURANCE CO	CT	14,413,998,308	8,368,266,979	6,045,731,328	263,377,421	147,382,732	4,035,639,819
HARTFORD LIFE & ANNUITY INSURANCE CO	CT	65,460,546,378	63,282,687,968	2,177,858,411	-1,983,105,000	347,355,764	9,352,507,146
HARTFORD LIFE INSURANCE COMPANY	CT	133,562,466,341	129,491,082,139	4,071,384,202	-2,533,317,852	273,270,358	9,334,005,586
HCC LIFE INSURANCE COMPANY	IN	584,804,063	239,433,832	345,370,231	60,295,659	27,096,263	663,429,174
HEALTH NET LIFE INSURANCE COMPANY	CA	650,111,162	281,308,859	368,802,303	14,086,156	4,529,719	1,241,222,958
HEALTHMARKETS INSURANCE COMPANY	OK	9,405,672	114,996	9,290,676	-199,901	0	0
HERITAGE LIFE INSURANCE COMPANY	AZ	32,673,486	8,522,652	24,150,834	3,435,959	0	0
HERITAGE UNION LIFE INSURANCE COMPANY	AZ	12,093,553	402,235	11,691,318	-3,445,663	325,349	143
HM HEALTH INSURANCE COMPANY	PA	23,303,777	10,651,573	12,652,204	55,789	0	69,911,569

<u>Company Name/State</u>	<u>State</u>	<u>Assets</u>	<u>Liabilities</u>	<u>Policyholders Surplus</u>	<u>Net Income</u>	<u>Direct Illinois Premium</u>	<u>Nationwide Premiums</u>
HM LIFE INSURANCE COMPANY	PA	350,111,256	201,619,113	148,492,143	-33,808	12,200,122	383,946,645
HOMESHIELD INSURANCE COMPANY	OK	67,108,838	45,071,275	22,037,563	-2,139,652	0	9,930,992
HOMESTEADERS LIFE COMPANY	IA	1,602,424,615	1,523,217,034	79,207,580	160,443	20,844,783	339,864,429
HOUSEHOLD LIFE INSURANCE COMPANY	MI	829,108,046	499,594,916	329,513,129	12,707,025	9,091,018	246,979,701
HUMANA INSURANCE COMPANY	WI	4,063,225,370	1,873,754,687	2,189,470,683	320,882,968	744,861,081	14,067,870,415
HUMANADENTAL INSURANCE COMPANY	WI	93,909,031	30,119,319	63,789,712	22,665,636	30,434,965	296,427,719
IA AMERICAN LIFE INSURANCE COMPANY	GA	31,054,191	2,507,462	28,546,729	4,308,385	20,610	-39,070,198
IDEALIFE INSURANCE COMPANY	CT	21,067,335	6,449,079	14,618,256	811,072	180,529	1,914,973
IMERICA LIFE & HEALTH INSURANCE COMPANY	AR	7,636,003	4,557,374	3,078,629	-1,689,286	17,675	9,014,948
INDEPENDENCE LIFE AND ANNUITY COMPANY	RI	131,606,779	78,897,712	52,709,067	-608,824	0	-780,015
INDIVIDUAL ASSURANCE COMPANY LIFE HTH AC	MO	45,695,075	34,366,247	11,328,828	-120,694	1,841,959	24,671,705
ING LIFE INSURANCE & ANNUITY COMPANY	CT	57,306,157,519	55,781,601,669	1,524,555,850	-428,352,755	437,403,145	10,499,535,248
ING USA ANNUITY AND LIFE INSURANCE CO	IA	64,089,976,787	62,217,310,834	1,872,665,953	-831,430,917	580,035,078	11,965,055,431
INSTIL HEALTH INSURANCE COMPANY	SC	114,228,153	75,343,435	38,884,718	-9,705,100	0	279,060,946
INTEGRITY LIFE INSURANCE COMPANY	OH	4,850,847,649	4,475,425,921	375,421,728	-27,409,818	37,832,944	749,780,493
INTRAMERICA LIFE INSURANCE COMPANY	NY	28,639,560	19,829,740	8,809,820	333,803	2,138	12,850
INVESTORS CONSOLIDATED INSURANCE COMPANY	NH	15,745,960	8,846,056	6,899,904	210,538	1,257	1,669,000
INVESTORS HERITAGE LIFE INSURANCE CO	KY	338,041,990	321,453,745	16,588,245	-3,521,537	319,140	38,031,033
INVESTORS INSURANCE CORPORATION	DE	246,924,027	218,573,362	28,350,666	626,698	1,483,950	30,534,242
INVESTORS LIFE INSURANCE COMPANY OF N A	TX	754,802,435	720,609,736	34,192,699	-510,146	1,321,343	21,841,874
JACKSON NATIONAL LIFE INSURANCE COMPANY	MI	68,327,270,883	64,581,585,371	3,745,685,512	-623,395,499	366,626,689	10,596,108,559
JEFFERSON NATIONAL LIFE INSURANCE CO	TX	1,325,644,638	1,302,304,200	23,340,438	-14,843,242	7,346,456	181,123,911
JMIC LIFE INSURANCE COMPANY	FL	95,858,771	48,643,061	47,215,711	13,851,390	-56,572	-6,647,580
JOHN ALDEN LIFE INSURANCE COMPANY	WI	490,584,218	396,256,652	94,327,566	28,049,379	32,956,740	510,712,569
JOHN HANCOCK LIFE & HEALTH INSURANCE CO	MA	2,573,744,215	2,380,497,541	193,246,674	6,357,608	42,935	183,929
JOHN HANCOCK LIFE INSURANCE COMPANY	MA	62,943,519,220	60,359,961,144	2,583,558,076	-438,175,749	164,919,759	1,093,604,533
JOHN HANCOCK LIFE INSURANCE COMPANY USA	MI	103,890,941,060	101,910,344,510	1,980,596,550	-2,019,278,014	833,615,511	10,536,410,424
JOHN HANCOCK VARIABLE LIFE INSURANCE CO	MA	12,432,478,298	11,887,671,219	544,807,079	43,010,257	28,691,951	581,438,512
KANAWHA INSURANCE COMPANY	SC	823,102,774	763,532,135	59,570,639	-73,697,902	3,284,693	147,833,930
KANSAS CITY LIFE INSURANCE COMPANY	MO	2,998,063,230	2,691,816,113	306,247,115	-20,114,398	6,400,401	253,183,080
LAFAYETTE LIFE INSURANCE COMPANY THE	IN	2,017,159,154	1,914,263,659	102,895,495	-9,627,221	13,262,879	353,452,508
LEWER LIFE INSURANCE COMPANY	MO	27,564,268	19,591,478	7,972,790	444,387	0	5,839,290

<u>Company Name/State</u>	<u>State</u>	<u>Assets</u>	<u>Liabilities</u>	<u>Policyholders Surplus</u>	<u>Net Income</u>	<u>Direct Illinois Premium</u>	<u>Nationwide Premiums</u>
LIBERTY BANKERS LIFE INSURANCE COMPANY	OK	807,083,550	743,877,159	63,206,391	1,987,179	5,845,113	185,717,743
LIBERTY LIFE ASSURANCE COMPANY OF BOSTON	MA	11,605,062,479	11,144,614,720	460,447,759	-27,565,023	22,573,335	1,103,978,795
LIBERTY LIFE INSURANCE COMPANY	SC	3,597,209,364	3,362,958,199	234,251,165	-19,110,598	7,246,435	294,941,230
LIBERTY NATIONAL LIFE INSURANCE COMPANY	NE	5,149,123,339	4,474,990,722	674,132,617	155,251,685	3,225,321	476,542,373
LIFE INSURANCE COMPANY OF NORTH AMERICA	PA	5,464,298,158	4,835,682,793	628,615,365	125,023,125	78,505,274	2,255,500,121
LIFE INSURANCE COMPANY OF THE SOUTHWEST	TX	6,525,364,390	6,105,243,023	420,121,367	-37,005,494	16,407,342	1,229,793,191
LIFE OF THE SOUTH INSURANCE COMPANY	GA	64,454,269	49,090,674	15,363,594	5,097,657	52,036	64,792,849
LIFESECURE INSURANCE COMPANY	MI	48,504,209	35,713,770	12,790,439	-5,932,987	172,461	36,256,182
LINCOLN BENEFIT LIFE COMPANY	NE	2,184,805,272	1,905,989,634	278,815,638	7,799,988	126,177,538	0
LINCOLN LIFE & ANNUITY CO OF NEW YORK	NY	8,440,912,301	7,645,741,199	795,171,102	-95,021,854	2,936,560	928,567,519
LINCOLN NATIONAL LIFE INSURANCE COMPANY	IN	119,849,816,757	115,264,381,572	4,585,435,185	-144,792,789	754,163,950	18,432,091,460
LONDON LIFE REINSURANCE COMPANY	PA	713,238,810	642,829,469	70,409,341	3,384,811	95,999	37,751,606
LONGEVITY INSURANCE COMPANY	TX	7,593,670	0	7,593,670	86,346	62,257	-32,292
LOYAL AMERICAN LIFE INSURANCE COMPANY	OH	483,898,561	446,200,556	37,698,005	-4,721,033	4,168,997	107,218,029
MADISON NATIONAL LIFE INSURANCE COMPANY	WI	799,124,077	660,881,297	138,242,780	-4,823,669	6,232,349	126,925,932
MAGNA INSURANCE COMPANY	MS	44,715,017	32,047,005	12,668,015	31,598	8,410	2,823,247
MAMSI LIFE AND HEALTH INSURANCE COMPANY	MD	194,919,160	26,728,592	168,190,568	35,580,065	0	236,009,097
MANHATTAN LIFE INSURANCE COMPANY THE	NY	354,152,164	322,135,272	32,016,892	-1,028,854	270,841	14,971,754
MARQUETTE INDEMNITY & LIFE INSURANCE CO	AZ	10,032,289	4,326,443	5,705,846	-16,238	0	1,396,570
MASSACHUSETTS MUTUAL LIFE INSURANCE CO	MA	114,294,058,643	105,831,127,623	8,462,931,020	-993,467,959	674,001,760	13,234,763,113
MEDAMERICA INSURANCE COMPANY	PA	451,587,873	433,758,199	17,829,672	-7,753,075	1,936,035	93,961,282
MEDCO CONTAINMENT LIFE INSURANCE COMPANY	PA	143,754,443	47,954,541	95,799,902	3,272,490	7,720,327	296,897,846
MEDICAL BENEFITS MUTUAL LIFE INS CO	OH	19,985,801	6,606,233	13,379,568	402,533	0	6,488,064
MEDICAL SAVINGS INSURANCE COMPANY*	IN						
MEDICO INSURANCE COMPANY	NE	117,815,637	72,287,907	45,527,730	-5,081,829	2,096,455	15,539,487
MEDICO LIFE INSURANCE COMPANY	NE	512,339,060	486,422,510	25,916,550	-6,294,379	357,535	24,301,064
MEGA LIFE AND HEALTH INSURANCE COMPANY	OK	708,328,398	517,338,039	190,990,359	-12,813,082	60,330,858	849,676,359
MEMBERS LIFE INSURANCE COMPANY	IA	45,950,414	33,719,158	12,231,256	-5,499,527	13,563	4,969,618
MERCYCARE INSURANCE COMPANY	WI	11,674,485	373,302	11,301,182	10,011	101,065	1,333,404
MERIT LIFE INSURANCE CO	IN	776,732,894	368,539,217	408,193,677	-16,708,749	9,203,173	89,284,095
MERRILL LYNCH LIFE INSURANCE COMPANY	AR	10,341,870,685	9,985,735,260	356,135,425	-259,862,007	36,518,019	431,339,486
METLIFE INSURANCE COMPANY OF CONNECTICUT	CT	69,829,132,876	64,357,668,143	5,471,464,733	242,343,184	107,486,646	3,062,622,757

<u>Company Name/State</u>	<u>State</u>	<u>Assets</u>	<u>Liabilities</u>	<u>Policyholders</u> <u>Surplus</u>	<u>Net</u> <u>Income</u>	<u>Direct Illinois</u> <u>Premium</u>	<u>Nationwide</u> <u>Premiums</u>
METLIFE INVESTORS INSURANCE COMPANY	MO	9,523,373,134	9,125,741,287	397,631,847	-34,949,296	128,492,861	1,491,908,702
METLIFE INVESTORS USA INSURANCE COMPANY	DE	26,939,324,432	26,178,790,041	760,534,391	-482,264,579	348,901,859	6,811,336,544
METROPOLITAN LIFE INSURANCE COMPANY	NY	289,578,008,962	277,985,745,657	11,592,263,305	-337,643,847	1,567,722,126	33,867,618,612
METROPOLITAN TOWER LIFE INSURANCE CO	DE	5,511,566,500	4,626,740,144	884,826,356	212,196,053	12,695,736	54,233,007
MID CONTINENT PREFERRED LIFE INS CO	OK	14,288,353	11,063,810	3,224,543	-149,923	0	6,722,243
MID WEST NATIONAL LIFE INS CO OF TN	TX	218,507,963	120,173,449	98,334,514	38,467,410	12,623,257	272,941,681
MIDLAND NATIONAL LIFE INSURANCE COMPANY	IA	25,408,811,511	24,168,467,221	1,240,344,289	110,608,472	136,359,291	2,196,131,197
MIDWEST SECURITY LIFE INSURANCE COMPANY	WI	50,290,823	25,931,627	24,359,196	2,991,003	9,371,369	118,723,281
MIDWESTERN UNITED LIFE INSURANCE COMPANY	IN	244,724,061	148,600,810	96,123,251	731,214	126,131	4,466,522
MINNESOTA LIFE INSURANCE COMPANY	MN	19,697,080,174	18,265,090,357	1,431,989,817	-236,099,062	401,318,552	4,634,098,136
MMA INSURANCE COMPANY	IN	24,955,644	12,141,096	12,814,547	220,201	281,383	19,491,826
MML BAY STATE LIFE INSURANCE COMPANY	CT	4,176,228,348	3,984,452,657	191,775,691	9,668,579	2,521,639	48,075,185
MOLINA HEALTHCARE INSURANCE COMPANY	OH	9,048,339	634,102	8,414,237	100,677	15,513	0
MONARCH LIFE INSURANCE COMPANY	MA	827,646,578	818,150,572	9,496,006	-1,627,544	965,701	9,376,761
MONITOR LIFE INSURANCE COMPANY OF NY	NY	8,724,397	3,668,363	5,056,030	-112,310	4,448	1,221,808
MONUMENTAL LIFE INSURANCE COMPANY	IA	35,531,177,773	34,295,024,371	1,236,153,402	343,664,038	117,229,666	2,204,004,035
MONY LIFE INSURANCE COMPANY	NY	9,161,875,840	8,641,143,720	520,732,120	2,878,435	24,594,732	431,598,730
MONY LIFE INSURANCE COMPANY OF AMERICA	AZ	4,198,939,578	4,007,234,100	191,705,478	-68,212,265	20,846,339	244,652,703
MOTORISTS LIFE INSURANCE COMPANY	OH	334,025,511	290,916,468	43,109,043	-8,328,252	281,161	45,665,406
MUNICH AMERICAN REASSURANCE COMPANY	GA	5,506,149,849	4,856,914,713	649,235,136	-58,593,601	0	1,278,045,667
MUTUAL OF AMERICA LIFE INSURANCE COMPANY	NY	10,971,697,228	10,187,865,530	783,831,698	-54,045,027	46,549,378	1,371,236,942
MUTUAL OF OMAHA INSURANCE COMPANY	NE	4,700,083,910	2,601,506,329	2,098,577,581	152,034,415	36,215,109	1,554,253,717
NATIONAL BENEFIT LIFE INSURANCE COMPANY	NY	721,467,027	404,607,925	316,859,102	15,137,894	1,618,384	130,987,450
NATIONAL FARMERS UNION LIFE INSURANCE CO	TX	262,902,657	220,617,234	42,285,423	6,918,398	356,512	7,538,581
NATIONAL GUARDIAN LIFE INSURANCE COMPANY	WI	1,651,188,852	1,490,349,295	160,839,555	6,391,654	12,589,658	199,141,875
NATIONAL HEALTH INSURANCE COMPANY	TX	25,797,942	8,937,032	16,860,910	1,325,478	498,521	32,756,522
NATIONAL LIFE INSURANCE COMPANY	VT	7,964,828,384	7,172,633,193	792,195,190	-4,910,858	16,800,035	539,157,324
NATIONAL SECURITY LIFE & ANNUITY COMPANY	NY	81,703,017	64,954,830	16,748,186	-2,703,896	0	10,892,100
NATIONAL STATES INSURANCE COMPANY	MO	78,280,662	66,513,113	11,767,549	-5,645,208	3,968,909	57,975,857
NATIONAL TEACHERS ASSOCIATES LIFE INS CO	TX	229,824,534	201,842,817	27,981,717	-1,116,582	3,302,188	77,886,101
NATIONAL WESTERN LIFE INSURANCE COMPANY	CO	6,126,953,883	5,418,906,823	708,047,060	9,643,148	4,701,298	574,982,747
NATIONWIDE LIFE & ANNUITY COMPANY OF AM	DE	530,311,563	489,364,552	40,947,011	-2,444,237	294,010	25,338,328

<u>Company Name/State</u>	<u>State</u>	<u>Assets</u>	<u>Liabilities</u>	<u>Policyholders</u> <u>Surplus</u>	<u>Net</u> <u>Income</u>	<u>Direct Illinois</u> <u>Premium</u>	<u>Nationwide</u> <u>Premiums</u>
NATIONWIDE LIFE AND ANNUITY INSURANCE CO	OH	4,348,939,787	4,267,214,590	81,725,197	-87,929,608	19,304,041	193,042,290
NATIONWIDE LIFE INSURANCE COMPANY	OH	77,309,925,077	75,048,437,670	2,261,487,407	-898,318,819	487,884,954	9,771,066,328
NATIONWIDE LIFE INSURANCE COMPANY OF AM	PA	4,993,628,853	4,505,183,175	488,445,678	27,780,396	9,380,590	227,905,252
NEW ENGLAND LIFE INSURANCE COMPANY	MA	8,966,118,072	8,496,753,779	469,364,293	27,936,051	49,495,685	1,589,014,478
NEW ERA LIFE INSURANCE CO OF THE MIDWEST	TX	41,625,129	32,990,909	8,634,220	111,357	4,028	40,592,362
NEW YORK LIFE INSURANCE & ANNUITY CORP	DE	74,943,575,014	71,347,757,567	3,595,817,447	-386,931,491	325,080,548	10,672,848,762
NEW YORK LIFE INSURANCE COMPANY	NY	117,305,625,370	105,512,150,912	11,793,474,458	-564,358,807	395,717,528	11,285,898,073
NIPPON LIFE INSURANCE COMPANY OF AMERICA	IA	159,639,948	45,742,146	113,897,802	-3,981,833	34,985,279	223,098,064
NORTH AMERICAN COMPANY FOR L & H INS	IA	8,446,861,995	7,920,303,030	526,558,965	-18,257,325	74,316,658	1,821,466,861
NORTH AMERICAN INSURANCE COMPANY	WI	16,179,711	5,839,499	10,340,212	1,663,477	36,338	1,575,145
NORTH CAROLINA MUTUAL LIFE INSURANCE CO	NC	159,410,885	149,915,834	9,495,051	-4,409,825	6,833,322	37,311,837
NORTHWESTERN LONG TERM CARE INSURANCE CO	WI	402,674,628	339,271,872	63,402,756	-17,643,231	14,843,214	158,858,856
NORTHWESTERN MUTUAL LIFE INSURANCE CO	WI	154,834,649,226	142,433,365,940	12,401,283,286	500,825,553	785,640,611	13,336,662,453
NYLIFE INSURANCE COMPANY OF ARIZONA	AZ	189,616,873	151,643,722	37,973,151	1,590,724	2,109,530	39,308,245
OCCIDENTAL LIFE INSURANCE COMPANY OF NC	TX	259,020,973	230,017,958	29,003,015	3,094,342	1,024,716	30,422,841
OHIO NATIONAL LIFE ASSURANCE CORPORATION	OH	2,739,296,027	2,471,830,591	267,465,436	-43,406,842	11,881,522	291,021,926
OHIO NATIONAL LIFE INSURANCE COMPANY THE	OH	12,159,782,370	11,402,590,393	757,191,973	-129,621,627	118,047,809	2,515,468,766
OHIO STATE LIFE INSURANCE COMPANY THE	TX	10,242,320	3,408,833	6,833,487	125,258	626,851	0
OLD AMERICAN INSURANCE COMPANY	MO	239,864,878	221,799,657	18,065,224	1,624,276	3,640,302	61,485,744
OLD RELIANCE INSURANCE COMPANY	AZ	3,879,713	2,229,311	1,650,402	-219,156	18,106	1,340,876
OLD UNITED LIFE INSURANCE COMPANY	AZ	71,440,001	36,580,159	34,859,842	69,780	93,137	5,353,981
OM FINANCIAL LIFE INSURANCE COMPANY	MD	17,450,041,446	16,647,346,653	802,694,793	-284,104,902	82,393,381	1,793,382,745
ONENATION INSURANCE COMPANY	IN	75,178,709	745,823	74,432,884	945,858	1,902	241,485
OPTIMUM RE INSURANCE COMPANY	TX	71,863,835	47,783,105	24,080,730	4,465,355	0	26,897,848
OXFORD LIFE INSURANCE COMPANY	AZ	502,891,224	373,189,083	129,702,141	9,788,615	930,777	36,655,027
OZARK NATIONAL LIFE INSURANCE COMPANY	MO	617,626,993	521,046,487	96,580,506	21,050,602	4,496,950	89,872,696
PACIFIC LIFE & ANNUITY COMPANY	AZ	2,503,716,835	2,215,899,379	287,817,456	-115,593,944	11,065	521,245,659
PACIFIC LIFE INSURANCE COMPANY	NE	83,652,571,306	80,516,784,038	3,135,787,268	-1,528,806,801	655,855,930	7,858,630,259
PACIFICARE LIFE & HEALTH INSURANCE CO	IN	778,583,742	135,794,533	642,789,209	148,919,687	2,073,030	433,725,114
PAN AMERICAN ASSURANCE COMPANY	LA	23,066,437	6,177,789	16,888,649	884,429	2,344,646	33,306
PAN AMERICAN LIFE INSURANCE COMPANY	LA	1,527,542,203	1,260,353,590	267,188,613	348,811	4,258,217	191,695,269
PARK AVENUE LIFE INSURANCE COMPANY	DE	417,793,811	273,456,493	144,337,317	16,903,226	31,728	6,556,427

<u>Company Name/State</u>	<u>State</u>	<u>Assets</u>	<u>Liabilities</u>	<u>Policyholders Surplus</u>	<u>Net Income</u>	<u>Direct Illinois Premium</u>	<u>Nationwide Premiums</u>
PARKER CENTENNIAL ASSURANCE COMPANY	WI	64,675,789	25,150,639	39,525,150	775,618	0	4,381,316
PAUL REVERE LIFE INSURANCE COMPANY THE	MA	4,710,076,613	4,369,773,466	340,303,147	78,561,334	18,589,482	94,924,890
PAUL REVERE VARIABLE ANNUITY INS CO THE	MA	110,191,120	15,465,495	94,725,625	1,759,744	36,852	0
PENN INSURANCE & ANNUITY COMPANY THE	DE	1,047,714,512	940,204,488	107,510,024	2,954,267	2,209,556	61,671,677
PENN MUTUAL LIFE INSURANCE COMPANY THE	PA	9,688,538,432	8,402,818,395	1,285,720,037	-49,295,759	29,045,392	940,451,454
PENN TREATY NETWORK AMERICA INS CO	PA	1,001,190,990	1,225,228,645	-224,037,655	180,442	15,927,831	32,399,726
PENNSYLVANIA LIFE INSURANCE COMPANY	PA	1,102,684,796	977,194,160	125,490,636	7,339,477	75,478,724	1,795,225,152
PERICO LIFE INSURANCE COMPANY	DE	61,334,158	21,854,486	39,479,672	7,755,763	2,023,476	51,935,849
PHARMACISTS LIFE INSURANCE COMPANY THE	IA	38,902,457	33,402,115	5,500,342	-1,620,534	155,937	3,420,175
PHILADELPHIA AMERICAN LIFE INSURANCE CO	TX	174,075,201	154,110,315	19,964,886	-98,604	4,736,568	25,528,205
PHILADELPHIA UNITED LIFE INSURANCE CO	PA	43,721,493	37,234,853	6,486,640	148,146	3,239	9,165,214
PHL VARIABLE INSURANCE COMPANY	CT	4,428,520,508	4,155,492,876	273,027,632	-187,031,974	43,152,488	1,040,473,067
PHOENIX LIFE & ANNUITY COMPANY	CT	60,167,130	39,673,127	20,494,003	74,224	1,299,588	3,258,089
PHOENIX LIFE INSURANCE COMPANY	NY	15,392,479,390	14,633,564,997	758,914,393	-82,266,734	28,270,867	828,184,132
PHYSICIANS LIFE INSURANCE COMPANY	NE	1,263,422,479	1,175,815,148	87,607,331	-1,495,158	13,667,032	190,188,114
PHYSICIANS MUTUAL INSURANCE COMPANY	NE	1,432,788,514	660,851,957	771,936,557	19,015,478	13,182,812	403,383,081
PIONEER AMERICAN INSURANCE COMPANY	TX	48,013,374	38,341,154	9,672,220	-14,236	144,104	6,234,376
PIONEER MUTUAL LIFE INSURANCE COMPANY	ND	457,216,590	428,143,547	29,073,043	-1,096,903	829,208	34,329,301
PIONEER SECURITY LIFE INSURANCE COMPANY	TX	95,060,160	21,422,496	73,637,664	2,794,312	146,137	5,353,030
PRESIDENTIAL LIFE INSURANCE COMPANY	NY	3,706,635,668	3,377,596,350	329,039,318	16,932,236	1,396,000	163,687,040
PRIMERICA LIFE INSURANCE COMPANY	MA	5,958,953,136	4,486,405,459	1,472,547,677	73,596,263	68,878,779	1,190,758,476
PRINCIPAL LIFE INSURANCE COMPANY	IA	115,411,349,729	110,601,117,266	4,810,232,463	83,345,105	378,532,368	8,673,393,283
PRINCIPAL NATIONAL LIFE INSURANCE CO	IA	11,774,635	130,320	11,644,315	196,197	0	721
PROFESSIONAL INSURANCE COMPANY	TX	102,185,798	70,007,282	32,178,516	-3,607,821	1,034,025	69,846,915
PROTECTIVE LIFE & ANNUITY INSURANCE CO	AL	754,486,516	710,253,889	44,232,627	5,701,896	5,923	163,370,600
PROTECTIVE LIFE INSURANCE COMPANY	TN	25,929,542,749	24,161,839,302	1,767,703,446	-300,392,074	175,290,922	2,953,073,487
PROVIDENT AMERICAN LIFE & HEALTH INS CO	OH	16,943,659	9,648,624	7,295,035	-2,973,675	1,085,289	43,489,843
PROVIDENT LIFE & ACCIDENT INSURANCE CO	TN	7,741,374,907	7,312,965,095	428,409,812	118,222,142	49,952,482	820,098,576
PROVIDENT LIFE & CASUALTY INSURANCE CO	TN	701,112,146	580,030,210	121,081,935	22,570,325	817,507	83,439,550
PRUCO LIFE INSURANCE COMPANY	AZ	22,061,367,409	21,460,727,893	600,639,516	-566,189,499	229,296,774	3,038,182,084
PRUDENTIAL ANNUITIES LIFE ASSURANCE CORP	CT	35,015,040,375	34,381,675,853	633,364,522	-322,639,170	272,426,834	7,524,058,022
PRUDENTIAL INSURANCE COMPANY OF AMERICA	NJ	237,497,815,215	231,065,439,825	6,432,375,390	-807,812,677	484,841,897	16,129,602,693

<u>Company Name/State</u>	<u>State</u>	<u>Assets</u>	<u>Liabilities</u>	<u>Policyholders</u> <u>Surplus</u>	<u>Net</u> <u>Income</u>	<u>Direct Illinois</u> <u>Premium</u>	<u>Nationwide</u> <u>Premiums</u>
PRUDENTIAL RETIREMENT INS & ANNUITY CO	CT	51,851,791,008	50,643,388,131	1,208,402,877	-12,473,941	2,859,647	113,915,909
PYRAMID LIFE INSURANCE COMPANY THE	KS	460,977,970	282,458,412	178,519,558	16,534,148	59,849,662	1,016,145,053
REASSURE AMERICA LIFE INSURANCE COMPANY	IN	16,470,295,416	15,949,899,188	520,396,228	-50,198,324	51,669,708	439,696,384
RELIABLE LIFE INSURANCE COMPANY THE	MO	741,846,995	685,483,968	56,363,028	10,274,637	932,249	112,238,704
RELIASTAR LIFE INSURANCE COMPANY	MN	20,473,880,319	18,394,467,586	2,079,412,733	-125,206,578	106,614,087	2,305,966,487
RELIASTAR LIFE INSURANCE COMPANY OF NY	NY	3,207,470,782	2,985,507,203	221,963,579	-196,907,212	3,246,792	525,488,174
RENAISSANCE LIFE & HEALTH INS OF AM	DE	30,343,815	10,589,801	19,754,014	-3,044,362	198,275	92,406,806
RENAISSANCE LIFE & HEALTH INSURANCE CO	IN	6,312,884	12,970	6,299,914	69,686	0	0
RESERVE NATIONAL INSURANCE COMPANY	OK	104,133,036	58,980,274	45,152,762	6,070,454	9,077,052	128,581,008
RGA REINSURANCE COMPANY	MO	13,008,986,234	11,905,233,695	1,103,752,539	-41,750,471	0	2,854,127,577
RIVERSOURCE LIFE INSURANCE COMPANY	MN	67,906,201,447	65,377,554,287	2,528,647,160	-1,407,175,403	281,371,103	9,838,077,146
S USA LIFE INSURANCE COMPANY INC	AZ	16,053,213	4,689,108	11,364,105	-2,655,477	130,675	1,010,665
SAFEHEALTH LIFE INSURANCE COMPANY	CA	29,987,676	8,912,857	21,074,819	1,788,942	91,395	85,673,875
SAGICOR LIFE INSURANCE COMPANY	TX	538,779,473	509,591,941	29,187,532	-21,226,222	420,890	33,518,336
SAVINGS BANK LIFE INS CO/MASSACHUSETTS	MA	2,130,312,575	1,969,420,187	160,892,388	-28,594,204	216,780	187,843,224
SBLI USA MUTUAL LIFE INS CO INC	NY	1,486,060,998	1,363,244,563	122,816,435	-7,167,551	113,482	87,047,665
SCOR GLOBAL LIFE RE INS CO OF TEXAS	TX	314,839,019	273,307,638	41,531,381	-5,412,981	0	31,160,900
SCOR GLOBAL LIFE U S RE INSURANCE CO	TX	2,011,115,840	1,848,124,685	162,991,155	6,350,833	0	132,543,702
SCOTTISH RE LIFE CORPORATION	DE	521,438,622	454,993,231	66,445,391	-19,420,909	0	123,025,812
SCOTTISH RE U S INC	DE	2,238,839,846	2,041,474,241	197,365,605	-114,767,170	0	-337,450,945
SEARS LIFE INSURANCE COMPANY	TX	73,633,364	22,623,815	51,009,548	4,677,659	3,952,777	31,944,395
SECURIAN LIFE INSURANCE COMPANY	MN	142,910,643	20,943,473	121,967,170	3,833,019	215,989	40,510,485
SECURITY BENEFIT LIFE INSURANCE COMPANY	KS	9,246,194,519	8,945,643,986	300,550,533	-317,408,008	39,706,119	820,148,843
SECURITY LIFE INSURANCE COMPANY OF AM	MN	93,960,699	68,684,704	25,275,995	3,134,527	1,474,254	164,575,678
SECURITY LIFE OF DENVER INSURANCE CO	CO	24,264,720,499	22,825,766,730	1,438,953,769	37,565,006	117,661,080	1,347,951,898
SECURITY MUTUAL LIFE INSURANCE CO OF NY	NY	2,220,991,779	2,113,095,365	107,896,414	-8,784,003	2,554,108	289,833,182
SECURITY NATIONAL LIFE INSURANCE COMPANY	UT	342,913,370	326,481,131	16,432,240	-1,060,139	2,584,514	44,309,777
SENIOR HEALTH INS CO OF PENNSYLVANIA	PA	3,272,996,635	3,055,021,202	217,975,432	-52,449,774	15,535,584	297,540,341
SENIOR LIFE INSURANCE COMPANY	GA	26,651,553	17,071,801	9,579,752	1,301,894	0	17,502,319
SENTRY LIFE INSURANCE COMPANY	WI	2,882,466,199	2,619,964,910	262,501,289	15,445,209	23,676,922	319,473,171
SETTLERS LIFE INSURANCE COMPANY	WI	414,231,303	361,220,514	53,010,790	842,817	593,941	39,768,904
SHELTER LIFE INSURANCE COMPANY	MO	920,220,126	750,737,632	169,482,491	-3,271,760	3,642,135	125,426,705

<u>Company Name/State</u>	<u>State</u>	<u>Assets</u>	<u>Liabilities</u>	<u>Policyholders</u> <u>Surplus</u>	<u>Net</u> <u>Income</u>	<u>Direct Illinois</u> <u>Premium</u>	<u>Nationwide</u> <u>Premiums</u>
SHENANDOAH LIFE INSURANCE COMPANY	VA	1,610,558,335	1,581,418,210	29,170,125	-80,478,018	3,152,522	284,111,443
SIERRA HEALTH & LIFE INS CO INC	CA	129,287,939	52,645,312	76,642,628	13,954,104	703,719	230,533,959
SIGNIFICA INSURANCE GROUP INC	PA	31,022,706	23,333,654	7,689,052	-2,472,909	0	87,170,633
SILVERSCRIPT INSURANCE COMPANY	TN	354,194,562	291,006,521	63,188,041	-33,140,013	25,705,858	542,403,110
STANDARD INSURANCE COMPANY	OR	12,874,451,392	11,762,150,207	1,112,301,185	134,896,533	96,331,939	4,032,708,061
STANDARD LIFE & ACCIDENT INSURANCE CO	OK	490,140,097	288,285,484	201,854,613	2,258,850	5,373,458	131,758,417
STANDARD LIFE INSURANCE COMPANY OF IN	IN	2,088,893,797	2,044,517,291	44,376,506	-91,613,576	468,326	24,255,632
STANDARD SECURITY LIFE INSURANCE CO NY	NY	369,680,507	255,406,117	114,274,390	-3,803,105	16,676,801	197,622,823
STARMOUNT LIFE INSURANCE COMPANY	LA	32,956,891	19,043,251	13,913,640	2,557,359	235	44,620,466
STATE LIFE INSURANCE COMPANY THE	IN	2,840,069,942	2,662,183,055	177,886,887	20,498,194	12,324,513	237,356,934
STATE MUTUAL INSURANCE COMPANY	GA	386,399,995	356,346,362	30,053,633	3,583,311	2,201,045	41,809,488
STERLING INVESTORS LIFE INSURANCE CO	GA	22,038,460	15,358,514	6,679,946	375,627	4,529,832	11,558,031
STONEBRIDGE LIFE INSURANCE COMPANY	VT	2,138,240,175	1,965,794,104	172,446,071	211,038,552	27,362,275	518,713,872
SUN LIFE & HEALTH INSURANCE COMPANY U S	CT	87,717,123	48,694,411	39,022,712	19,474,706	29,637,413	0
SUN LIFE ASSURANCE COMPANY OF CANADA US	DE	39,669,903,931	38,402,810,550	1,267,093,381	-988,347,637	159,053,374	2,831,485,651
SUNAMERICA LIFE INSURANCE COMPANY	AZ	24,857,469,585	20,198,709,071	4,658,760,514	-2,231,656,690	517,738	5,157,963
SUNSET LIFE INSURANCE COMPANY OF AMERICA	MO	408,033,546	373,139,907	34,893,641	5,185,969	96,227	11,067,277
SURETY LIFE INSURANCE COMPANY	NE	13,022,440	817,932	12,204,508	430,337	2,798,422	0
SWISS RE LIFE & HEALTH AMERICA INC	CT	12,775,209,784	10,987,175,345	1,788,034,439	375,175,657	0	2,484,421,755
SYMETRA LIFE INSURANCE COMPANY	WA	18,646,102,949	17,467,128,290	1,178,974,659	36,708,163	193,540,702	2,275,145,032
SYMETRA NATIONAL LIFE INSURANCE COMPANY	WA	17,364,526	6,379,325	10,985,201	470,235	17,210	338,945
TEACHERS INSURANCE & ANNUITY ASSN OF AM	NY	195,236,800,035	177,482,632,692	17,754,167,343	-3,283,390,785	467,796,633	13,377,382,593
TEXAS LIFE INSURANCE COMPANY	TX	664,998,192	617,035,159	47,963,033	-3,436,509	3,854,689	129,764,274
THRIVENT LIFE INSURANCE COMPANY	MN	2,689,219,692	2,515,580,425	173,639,267	20,117,168	5,132,723	146,219,353
TIAA-CREF LIFE INSURANCE COMPANY	NY	2,917,584,892	2,637,254,186	280,330,706	-61,476,287	9,974,423	168,032,877
TIME INSURANCE COMPANY	WI	678,111,757	466,269,711	211,842,046	39,041,717	100,942,076	1,326,007,730
TOWN & COUNTRY LIFE INSURANCE COMPANY	UT	5,181,552	2,336,858	2,844,694	-3,959	1,950	1,514,186
TRANS WORLD ASSURANCE COMPANY	CA	334,899,921	267,668,266	67,231,695	1,337,443	301,709	12,684,102
TRANSAMERICA FINANCIAL LIFE INSURANCE CO	NY	18,792,373,381	17,985,899,325	806,474,056	-296,850,720	50,980,995	4,594,008,038
TRANSAMERICA LIFE INSURANCE COMPANY	IA	103,871,551,677	98,944,677,299	4,926,874,378	-528,467,943	529,375,848	7,492,188,456
U S FINANCIAL LIFE INSURANCE COMPANY	OH	562,739,414	519,563,210	43,176,204	-2,878,737	12,090,862	65,372,430
UBS LIFE INSURANCE COMPANY USA	CA	41,393,388	3,857,843	37,535,545	1,744,359	0	1,114,856

<u>Company Name/State</u>	<u>State</u>	<u>Assets</u>	<u>Liabilities</u>	<u>Policyholders</u> <u>Surplus</u>	<u>Net</u> <u>Income</u>	<u>Direct Illinois</u> <u>Premium</u>	<u>Nationwide</u> <u>Premiums</u>
ULLICO LIFE INSURANCE COMPANY	TX	15,300,446	3,718,471	11,581,975	617,265	271,909	1,074,875
UNICARE LIFE & HEALTH INSURANCE COMPANY	IN	1,636,272,497	1,274,811,133	361,461,364	7,077,053	164,221,424	2,832,179,372
UNIFIED LIFE INSURANCE COMPANY	TX	99,706,065	85,103,201	14,602,864	2,269,877	2,047,123	22,821,083
UNIMERICA INSURANCE COMPANY	WI	244,430,653	139,702,159	104,728,494	-5,511,029	13,468,049	255,850,577
UNION BANKERS INSURANCE COMPANY	TX	107,233,358	88,739,712	18,493,646	3,767,305	1,709,872	44,745,944
UNION CENTRAL LIFE INSURANCE COMPANY THE	OH	6,310,581,407	6,043,604,530	266,976,877	-156,271,081	23,745,410	982,315,466
UNION LABOR LIFE INSURANCE COMPANY THE	MD	4,364,924,895	4,257,075,831	107,849,064	4,146,950	4,326,740	160,330,418
UNION SECURITY INSURANCE COMPANY	IA	5,523,782,987	5,173,400,362	350,382,626	1,753,838	53,513,209	1,212,732,144
UNITED AMERICAN INSURANCE COMPANY	NE	1,384,725,503	1,201,589,874	183,135,629	78,913,040	29,691,347	851,801,648
UNITED BENEFIT LIFE INSURANCE COMPANY	OH	3,194,511	64,770	3,129,741	22,788	0	0
UNITED CONCORDIA LIFE & HEALTH INS CO	PA	246,078,064	77,836,630	168,241,434	28,034,619	3,199,520	643,849,833
UNITED FARM FAMILY LIFE INSURANCE CO	IN	1,692,107,435	1,494,377,181	197,730,254	9,600,996	0	109,288,235
UNITED FIDELITY LIFE INSURANCE COMPANY	TX	572,102,607	375,628,170	196,474,437	8,948,751	350,029	24,982,585
UNITED HEALTHCARE INSURANCE COMPANY	CT	10,522,868,566	7,701,299,638	2,821,568,928	1,867,011,290	814,225,419	32,326,007,643
UNITED HERITAGE LIFE INSURANCE COMPANY	ID	420,525,299	380,503,769	40,021,529	-5,143,450	27,104	56,867,435
UNITED HOME LIFE INSURANCE COMPANY	IN	60,014,166	43,981,585	16,032,581	-208,782	1,013,924	11,856,973
UNITED INVESTORS LIFE INSURANCE COMPANY	MO	2,543,231,324	2,122,274,893	420,956,431	39,887,318	5,295,609	255,139,237
UNITED LIFE INSURANCE COMPANY	IA	1,322,028,938	1,165,026,202	157,002,738	646,036	15,020,323	196,989,890
UNITED OF OMAHA LIFE INSURANCE COMPANY	NE	12,879,237,328	11,682,965,090	1,196,272,238	-69,569,080	92,906,995	1,854,012,976
UNITED SECURITY ASSURANCE COMPANY OF PA	PA	65,138,242	44,103,166	21,035,076	7,741,289	177,474	11,652,538
UNITED STATES LIFE INSURANCE CO OF NY	NY	5,318,291,478	5,066,913,322	251,378,156	-642,885,510	27,877,160	631,772,853
UNITED TEACHER ASSOCIATES INSURANCE CO	TX	506,374,493	447,732,115	58,642,378	-7,978,926	5,890,503	204,086,176
UNITED WORLD LIFE INSURANCE COMPANY	NE	90,577,893	55,738,943	34,838,950	1,896,631	19,203,898	2,372,024
UNITY FINANCIAL LIFE INSURANCE COMPANY	PA	74,619,005	67,868,342	6,750,667	277,888	791,771	23,122,070
UNITY MUTUAL LIFE INSURANCE COMPANY	NY	267,880,208	243,333,336	24,546,872	1,434,481	52,154	23,560,813
UNIVERSAL GUARANTY LIFE INSURANCE CO	OH	256,889,661	229,406,500	27,483,161	4,825,058	2,181,416	9,444,294
UNIVERSAL UNDERWRITERS LIFE INSURANCE CO	KS	253,960,666	194,343,471	59,617,195	22,073,899	904,014	10,721,987
UNUM LIFE INSURANCE COMPANY OF AMERICA	ME	16,890,054,883	15,536,804,736	1,353,250,147	190,940,053	181,396,817	2,720,064,844
US HEALTH & LIFE INSURANCE COMPANY	MI	31,503,548	22,561,093	8,942,453	56,431	15,547	26,922,597
USA LIFE ONE INSURANCE COMPANY OF IN	IN	36,546,828	19,781,587	16,765,241	50,246	74,174	1,142,111
USAA DIRECT LIFE INSURANCE COMPANY	NE	9,167,802	15,002	9,152,800	268,655	337	0
USAA LIFE INSURANCE COMPANY	TX	12,583,745,649	11,478,227,824	1,105,517,825	23,678,022	38,597,389	1,926,136,655

<u>Company Name/State</u>	<u>State</u>	<u>Assets</u>	<u>Liabilities</u>	<u>Policyholders</u>	<u>Net</u>	<u>Direct Illinois</u>	<u>Nationwide</u>
				<u>Surplus</u>	<u>Income</u>	<u>Premium</u>	<u>Premiums</u>
USABLE LIFE	AR	286,748,265	169,141,481	117,606,783	350,695	0	366,679,137
VANTISLIFE INSURANCE COMPANY	CT	669,461,236	604,859,599	64,601,637	-4,682,705	18,024	86,483,553
VARIABLE ANNUITY LIFE INSURANCE COMPANY	TX	53,699,125,317	50,854,789,591	2,844,335,726	-4,497,616,286	272,612,006	6,454,350,706
VISTA LIFE INSURANCE COMPANY	MI	39,571,325	1,743,946	37,827,379	3,151,823	0	-1,782
WELLCARE HEALTH INSURANCE OF ARIZONA INC	AZ	188,405,981	112,637,592	75,768,389	14,590,287	0	561,786,999
WELLCARE PRESCRIPTION INSURANCE INC	FL	215,077,543	118,591,338	96,486,205	6,202,746	40,365,493	1,058,741,480
WELLMARK COMMUNITY INSURANCE INC	IA	18,306,693	2,251,499	16,055,194	-761,855	0	430
WEST COAST LIFE INSURANCE COMPANY	NE	3,400,574,364	3,067,271,938	333,302,426	-121,083,218	33,547,474	182,067,439
WESTERN & SOUTHERN LIFE INSURANCE CO	OH	7,727,827,465	4,425,843,017	3,301,984,448	295,051,059	23,896,589	363,952,653
WESTERN RESERVE LIFE ASSURANCE CO OF OH	OH	8,127,643,288	7,847,551,465	280,091,823	-59,128,353	48,748,422	787,852,836
WESTERN SOUTHERN LIFE ASSURANCE COMPANY	OH	10,031,439,457	9,162,758,147	868,681,310	-109,122,532	94,492,785	1,306,837,371
WESTWARD LIFE INSURANCE COMPANY	AZ	23,621,816	12,484,972	11,136,844	3,351,469	256,854	456,133
WILTON REASSURANCE COMPANY	MN	668,443,216	542,018,533	126,424,950	5,062,032	0	406,109,041
WILTON REASSURANCE LIFE COMPANY OF NY	NY	1,184,340,953	1,113,708,705	70,632,379	-26,150,334	356,279	63,250,273
WISCONSIN PHYSICIANS SER INS CORP	WI	284,072,617	140,834,371	143,238,246	15,926,386	0	450,378,600
WORLD CORP INSURANCE COMPANY	NE	23,327,103	999,272	22,327,831	60,421	1,062	1,950,350
WORLD INSURANCE COMPANY	NE	210,259,660	106,145,154	104,114,506	-913,214	3,315,061	155,693,850
XL RE LIFE AMERICA INC	DE	55,522,154	22,612,913	32,909,241	-17,278,543	0	5,569,567
ZALE LIFE INSURANCE COMPANY	AZ	11,934,537	2,243,549	9,690,988	635,095	26,604	1,848,204
Type Totals		4,194,785,237,131	3,928,144,799,432	266,640,468,123	-42,961,797,192	24,180,957,569	562,219,073,062

* This company is in liquidation.

Alien Legal Reserve Life Insurance Companies

CANADA LIFE ASSURANCE COMPANY	Canada	4,193,691,414	3,976,725,193	216,966,221	35,851,735	12,806,618	65,124,492
CROWN LIFE INSURANCE COMPANY	Canada	342,517,757	298,593,624	43,924,133	7,174,610	1,222,935	8,568,892
GREAT WEST LIFE ASSURANCE COMPANY THE	Canada	134,989,975	97,254,256	37,735,719	-429,844	1,910,339	4,961,859
INDUSTRIAL ALLIANCE PACIFIC INS/FIN SERV	Canada	386,291,013	363,227,701	23,063,312	-51,754	74,976	53,801,011
SUN LIFE ASSURANCE COMPANY OF CANADA	Canada	15,747,948,862	14,887,175,918	860,772,944	-280,870,814	110,965,988	2,406,290,000
Type Totals		20,805,439,021	19,622,976,692	1,182,462,329	-238,326,067	126,980,856	2,538,746,254

Domestic Fraternal Benefit Societies

CATHOLIC HOLY FAMILY SOCIETY	IL	89,618,344	79,179,665	10,438,681	-1,384,129	5,350,587	10,266,129
------------------------------	----	------------	------------	------------	------------	-----------	------------

<u>Company Name/State</u>	<u>State</u>	<u>Assets</u>	<u>Liabilities</u>	<u>Policyholders</u>	<u>Net</u>	<u>Direct Illinois</u>	<u>Nationwide</u>
				<u>Surplus</u>	<u>Income</u>	<u>Premium</u>	<u>Premiums</u>
CATHOLIC ORDER OF FORESTERS	IL	632,920,706	597,247,942	35,672,764	-1,727,766	5,106,203	69,720,481
CSA FRATERNAL LIFE	IL	112,936,926	109,971,443	2,965,483	-449,218	2,797,080	5,235,697
FIREMENS MUTUAL AID & BENEFIT ASSN THE	IL	15,357,631	7,343,441	8,014,190	-67,940	315,727	306,696
INDEPENDENT ORDER OF VIKINGS	IL	2,673,785	1,311,765	1,362,020	-7,753	33,506	133,370
KNIGHTS OF PYTHIAS OF NA SA E A A&A*	IL						
KSKJ LIFE, AMERICAN SLOVENIAN CATH UNION	IL	110,188,069	104,366,089	5,821,980	-1,431,845	7,166,811	16,741,928
MODERN WOODMEN OF AMERICA	IL	8,479,197,610	7,374,242,554	1,104,955,056	-7,424,263	54,150,293	766,671,875
NATIONAL CATHOLIC SOCIETY OF FORESTERS	IL	125,448,533	114,500,025	10,948,508	-414,459	853,416	4,841,578
POLISH NATIONAL ALLIANCE OF THE US OF NA	IL	431,166,374	400,528,936	30,637,438	-4,305,872	7,197,760	15,599,244
POLISH ROMAN CATHOLIC UNION OF AMERICA	IL	169,537,651	163,355,200	6,182,450	-3,397,603	2,663,536	24,763,930
POLISH WOMENS ALLIANCE OF AMERICA	IL	52,283,773	51,627,883	655,890	-210,905	478,759	1,368,163
ROYAL NEIGHBORS OF AMERICA	IL	671,600,573	458,097,893	213,502,680	10,414,129	18,968,659	57,185,636
WESTERN CATHOLIC UNION	IL	352,862,628	351,250,520	1,612,108	4,850,927	43,131,181	92,894,284
Type Totals		11,245,792,603	9,813,023,356	1,432,769,248	-5,556,697	148,213,518	1,065,729,011

* Current figures not available.

Foreign Fraternal Benefit Societies

ALLIANCE OF TRANSYLVANIAN SAXONS	OH	66,696,448	62,027,419	4,669,029	-571,310	150,591	2,614,110
AMERICAN FRATERNAL UNION	MN	23,428,694	22,220,338	1,208,356	-9,372	158,545	1,686,777
ASSURED LIFE ASSOCIATION	CO	58,356,108	47,713,129	10,642,979	1,046,342	1,597,820	3,536,145
BAPTIST LIFE ASSOCIATION	NY	24,541,890	23,876,888	665,002	-308,507	6,921	1,790,517
CATHOLIC AID ASSOCIATION THE	MN	581,787,850	557,154,393	24,633,457	1,320,027	0	34,527,300
CATHOLIC FAMILY LIFE INSURANCE	WI	275,582,288	269,400,589	6,181,699	-4,736,587	220,499	20,099,297
CATHOLIC KNIGHTS	WI	831,150,243	794,865,919	36,284,324	-7,238,697	2,222,033	55,403,432
CROATIAN FRATERNAL UNION OF AMERICA	PA	307,202,908	294,877,868	12,325,040	1,397,416	2,092,460	23,994,834
CZECH CATHOLIC UNION	OH	11,232,578	8,326,113	2,906,465	-109,639	12,704	299,992
DEGREE OF HONOR PROTECTIVE ASSOCIATION	MN	171,911,697	166,674,889	5,236,810	779,405	367,099	27,212,636
EQUITABLE RESERVE ASSOCIATION	WI	120,017,439	113,350,685	6,666,754	-2,315,916	148,352	6,212,404
FIRST CATHOLIC SLOVAK LADIES ASSN U S A	OH	544,659,503	460,157,310	84,502,187	-4,575,399	2,409,277	21,329,135
FIRST CATHOLIC SLOVAK UNION USA & CANADA	OH	201,036,525	191,976,933	9,059,592	264,657	1,008,993	8,025,584
GLENER LIFE INSURANCE SOCIETY	MI	1,103,004,745	1,022,405,171	80,599,574	-12,910,294	9,933,796	63,546,864
GREATER BENEFICIAL UNION OF PITTSBURGH	PA	498,868,639	471,193,460	27,675,179	-1,753,657	1,420,282	62,176,615

<u>Company Name/State</u>	<u>State</u>	<u>Assets</u>	<u>Liabilities</u>	<u>Policyholders</u> <u>Surplus</u>	<u>Net</u> <u>Income</u>	<u>Direct Illinois</u> <u>Premium</u>	<u>Nationwide</u> <u>Premiums</u>
GREEK CATHOLIC UNION OF THE U S A	PA	618,182,616	611,772,582	6,410,034	-5,341,534	231,476	83,077,376
HUNGARIAN REFORMED FEDERATION OF AMERICA	DC	17,879,431	15,553,505	2,325,892	-1,126,750	6,419	314,993
ISDA FRATERNAL ASSOCIATION	PA	39,711,243	36,209,096	3,502,147	-232,271	55,484	2,115,057
KNIGHTS OF COLUMBUS	CT	14,051,334,507	12,432,518,015	1,618,816,492	11,195,499	23,109,079	979,561,573
LADIES PENNSYLVANIA SLOVAK CATHOLIC UN	PA	14,294,257	10,343,805	3,950,452	-1,337,377	4,191	203,837
LITHUANIAN ALLIANCE OF AMERICA	PA	2,124,291	1,447,260	677,031	-143,946	7,811	20,960
LOYAL CHRISTIAN BENEFIT ASSOCIATION	PA	152,870,102	148,561,706	4,308,396	-2,003,492	427,646	20,724,399
MENNONITE MUTUAL AID ASSOCIATION	IN	348,849,501	263,090,035	85,759,466	-702,750	5,163,404	76,849,684
MUTUAL BENEFICIAL ASSOCIATION INC THE	DE	42,733,353	41,902,386	830,968	84,422	1,205,483	4,162,793
NATIONAL MUTUAL BENEFIT THE	WI	248,356,865	222,635,792	25,721,073	-1,544,450	1,673,791	19,596,432
NATIONAL SLOVAK SOCIETY OF THE USA	PA	269,875,971	262,715,470	7,160,501	490,952	28,705	47,061,892
ORDER OF UNITED COMMERCIAL TRAVELERS AM	OH	20,818,222	13,159,007	7,659,215	5,271,888	2,421,921	10,519,102
POLISH FALCONS OF AMERICA	PA	51,202,325	49,778,727	1,423,598	-503,972	57,652	2,809,670
POLISH NATIONAL UNION OF AMERICA	PA	24,410,247	24,060,940	349,307	-164,585	23,313	648,047
POLISH UNION OF AMERICA	NY	14,324,463	14,798,984	-474,520	-426,623	397	274,751
POLISH UNION OF THE UNITED STATES OF NA	PA	7,610,538	6,346,401	1,264,137	-468,351	12,826	140,809
ROYAL ARCANUM	MA	60,000,355	49,351,570	10,648,785	-382,238	42,904	3,164,096
SERB NATIONAL FEDERATION	PA	27,821,899	27,099,085	722,814	133,490	168,212	1,069,271
SLOVAK CATHOLIC SOKOL	NJ	51,028,669	41,282,235	9,746,434	-938,000	6,984	792,261
SLOVAK GYMNASTIC UNION SOKOL OF THE USA	NJ	10,629,357	5,336,041	5,293,316	-264,338	5,165	256,222
SLOVENE NATIONAL BENEFIT SOCIETY	PA	156,683,813	150,374,838	6,308,975	-3,715,117	643,571	10,225,976
SONS OF NORWAY	MN	260,025,544	251,413,858	8,611,686	-2,437,005	791,758	28,168,857
THRIVENT FINANCIAL FOR LUTHERANS	WI	49,470,158,721	45,535,449,429	3,934,709,292	-315,261,319	207,871,898	3,605,618,853
TRAVELERS PROTECTIVE ASSOCIATION OF AM	MO	11,154,251	1,421,654	9,732,597	11,838	20,508	1,268,713
UKRAINIAN FRATERNAL ASSOCIATION	PA	7,477,193	7,801,305	-324,112	-336,359	4,893	178,976
UKRAINIAN NATIONAL ASSOCIATION INC	NJ	76,798,180	72,344,134	4,454,046	-676,847	383,564	12,741,403
W S A FRATERNAL LIFE	CO	44,474,732	31,921,504	12,553,228	-161,997	24	2,806,995
WESTERN FRATERNAL LIFE ASSOCIATION	IA	219,439,227	199,132,715	20,306,512	1,687,111	315,723	15,406,317
WILLIAM PENN ASSOCIATION	PA	186,747,769	165,139,019	21,608,750	-3,704,478	326,878	13,275,125
WOMANS LIFE INSURANCE SOCIETY	MI	182,738,869	154,046,347	28,692,522	-3,400,977	523,761	9,841,025
WOODMEN OF THE WORLD LIFE INSURANCE SOC	NE	7,582,356,814	6,825,743,138	756,613,676	-27,807,544	4,748,797	822,122,707
WORKMENS BENEFIT FUND OF THE U S A	NY	35,546,376	34,919,035	627,341	-155,823	78,891	1,099,018

<u>Company Name/State</u>	<u>State</u>	<u>Assets</u>	<u>Liabilities</u>	<u>Policyholders Surplus</u>	<u>Net Income</u>	<u>Direct Illinois Premium</u>	<u>Nationwide Premiums</u>
Type Totals		79,127,137,256	72,213,890,722	6,913,246,498	-384,084,474	272,112,501	6,108,572,832
Alien Fraternal Benefit Societies							
INDEPENDENT ORDER OF FORESTERS	NY	2,636,433,320	2,492,885,335	143,547,985	-83,493,161	9,059,626	184,663,472
Type Totals		2,636,433,320	2,492,885,335	143,547,985	-83,493,161	9,059,626	184,663,472
Assessment Companies							
AMERICAN LIFE INSURANCE COMPANY	IL	3,378,942	1,284,141	2,094,804	-272,464	516,018	538,138
INTERSTATE BANKERS LIFE INSURANCE CO	IL	610,144	3,918	606,226	-44,964	-173	-173
Type Totals		3,989,086	1,288,059	2,701,030	-317,428	515,845	537,965
Burial Societies							
SLOVENIAN WOMENS UNION OF AMERICA	IL	680,205	238,242	441,963	-61,188	72,450	72,450
STEPHENSON COUNTY BURIAL ASSOCIATION*	IL						
Type Totals		680,205	238,242	441,963	-61,188	72,450	72,450
* Current figures not available.							
Domestic Health Maintenance Organizations							
AETNA HEALTH OF ILLINOIS INC	IL	49,120,077	26,298,929	22,821,148	11,398,328	159,293,005	171,035,049
BCI HMO INC	IL	5,889,172	27,075	5,862,097	59,326	0	0
CIGNA HEALTHCARE OF ILLINOIS INC	IL	5,221,334	1,675,031	3,546,303	725,865	5,188,396	5,647,689
GREAT-WEST HEALTHCARE OF ILLINOIS, INC	IL	2,024,427	172,819	1,851,608	-160,085	887,735	373,667
HARMONY HEALTH PLAN OF ILLINOIS INC	IL	105,314,216	78,689,993	26,624,223	1,127,428	287,051,628	327,922,717
HEALTH ALLIANCE MEDICAL PLANS INC*	IL	0	0	0	0	652,854,635	652,854,635
HEALTH ALLIANCE MIDWEST INC	IL	4,743,824	2,372,445	2,371,379	-323,075	1,884,948	8,476,457
HEALTH CARE SERVICE CORP MUT LEG RES CO*	IL	0	0	0	0	2,335,396,117	3,034,163,201
MERIDIAN HEALTH PLAN INC	IL	2,019,269	3,052	2,016,218	12,220	1,159	1,141
HUMANA BENEFIT PLAN OF ILLINOIS, INC*	IL	0	0	0	0	309,911,605	309,911,605
PERSONALCARE INSURANCE OF ILLINOIS INC*	IL	0	0	0	0	199,986,762	199,986,762
UNICARE HEALTH PLANS OF THE MIDWEST INC	IL	136,757,637	78,554,981	58,202,656	5,722,567	326,600,394	334,473,623
UNION HEALTH SERVICE INC**	IL	0	0	0	0	5,851,436	5,851,436
UNITEDHEALTHCARE OF ILLINOIS INC	IL	22,090,511	12,896,507	9,194,005	-2,273,429	75,892,041	76,884,197

<u>Company Name/State</u>	<u>State</u>	<u>Assets</u>	<u>Liabilities</u>	<u>Policyholders</u> <u>Surplus</u>	<u>Net</u> <u>Income</u>	<u>Direct Illinois</u> <u>Premium</u>	<u>Nationwide</u> <u>Premiums</u>
UNITEDHEALTHCARE PLAN OF RIVER VALLEY IN	IL	513,576,902	288,026,025	225,550,877	56,995,211	44,118,077	1,438,002,359
Type Totals		846,757,369	488,716,857	358,040,514	73,284,356	4,404,917,938	6,565,584,538

*These companies are licensed as legal reserve life companies with an HMO line of business.

**This company is licensed as a voluntary health service plan with an HMO line of business.

Foreign Health Maintenance Organizations

CIGNA HEALTHCARE OF ST LOUIS INC	MO	4,522,844	639,856	3,882,986	286,955	416,054	1,783,034
ESSENCE HEALTHCARE INC	MO	89,811,367	70,055,610	19,755,757	8,394,030	21,267,510	196,245,935
FIDELIS SECURECARE OF TEXAS INC	TX	4,525,929	2,142,329	2,383,600	77,971	0	7,773,476
GROUP HEALTH PLAN INC	MO	211,578,996	99,309,388	112,269,608	44,258,040	130,930,855	516,442,805
HEALTHLINK HMO INC	MO	26,700,640	2,340,837	24,359,804	11,981,844	0	106,017
HEALTHSPRING OF TENNESSEE INC	TN	203,061,178	109,249,141	93,812,037	37,793,316	122,869,956	919,106,704
HMO MISSOURI INC	MO	131,929,709	72,218,481	59,711,228	15,593,859	0	334,885,035
HUMANA HEALTH PLAN INC	KY	401,893,350	205,601,476	196,291,874	-14,076,328	516,453,956	1,663,593,692
MEDICAL ASSOCIATES HEALTH PLAN INC	IA	24,079,783	10,537,790	13,541,993	1,431,353	11,909,611	92,681,660
MERCY HEALTH PLANS OF MISSOURI INC	MO	59,400,715	29,274,830	30,125,885	7,162,131	5,605,061	322,294,379
UNITEDHEALTHCARE OF THE MIDWEST INC	MO	177,508,982	92,726,752	84,782,230	35,528,470	75,784,346	500,291,529
WELLMARK HEALTH PLAN OF IOWA INC	IA	150,439,910	70,904,199	79,535,711	7,199,250	0	403,673,058
Type Totals		1,485,453,403	765,000,689	720,452,713	155,630,891	885,237,349	4,958,877,324

Voluntary Service Plans

NATIONAL DENTAL CARE INC	IL	191,241	165,962	25,279	39,145	550,648	550,648
SIDNEY HILLMAN HEALTH CENTRE	IL	417,929	158,596	259,333	9,864	2,669,525	2,669,525
UNION HEALTH SERVICE INC	IL	14,152,061	6,474,594	7,677,467	827,973	39,096,951	39,096,951
UNION MEDICAL CENTER	IL	2,803,539	2,717,849	85,690	96,447	6,258,966	6,258,966
Type Totals		17,564,770	9,517,001	8,047,769	973,429	48,576,090	48,576,090

Dental Service Plans

DELTA DENTAL OF ILLINOIS	IL	51,975,341	18,978,506	32,996,835	2,558,105	100,072,153	100,072,153
Type Totals		51,975,341	18,978,506	32,996,835	2,558,105	100,072,153	100,072,153

<u>Company Name/State</u>	<u>State</u>	<u>Assets</u>	<u>Liabilities</u>	<u>Policyholders Surplus</u>	<u>Net Income</u>	<u>Direct Illinois Premium</u>	<u>Nationwide Premiums</u>	
Domestic Limited Health Service Organizations								
COMPBENEFITS DENTAL INC	IL	6,038,802	2,333,465	3,705,337	1,608,747	11,571,871	19,239,117	
DENTAL BENEFIT PROVIDERS OF ILLINOIS INC	IL	1,524,798	579,510	945,288	10,109	0	4,274,006	
DENTAL CONCERN LTD THE	IL	896,323	180,892	715,431	284,897	1,052,335	1,052,335	
FIRST COMMONWEALTH INSURANCE COMPANY*	IL	0	0	0	0	24,437,354	24,437,354	
FIRST COMMONWEALTH LTD HEALTH SERV CORP	IL	2,114,295	40,811	2,073,484	86,875	19,650	419,588	
HEALTH CARE SERVICE CORP MUT LEG RES CO*	IL	0	0	0	0	8,257,884	8,257,884	
OLYMPIA LIMITED HEALTH SERVICES ORG INC	IL	195,532	130,319	65,213	3,712	1,139,940	1,139,940	
TRUASSURE INSURANCE COMPANY*	IL	0	0	0	0	828,271	828,271	
VISION SERVICES PLAN OF ILLINOIS, NFP	IL	10,115,814	7,016,312	3,099,502	2,950,509	75,967,841	75,967,841	
		Type Totals	20,885,564	10,281,309	10,604,255	4,944,849	123,275,146	135,616,336
*These companies are licensed as legal reserve life companies with an LHSO line of business.								
Foreign Limited Health Service Organizations								
ALPHA DENTAL PROGRAMS INC	TX	2,095,704	935,725	1,159,979	232,562	0	8,304,691	
UNION SECURITY INSURANCE CO*	IA	0	0	0	0	857,838	857,838	
		Type Totals	2,095,704	935,725	1,159,979	232,562	857,838	9,162,529
*These companies are licensed as legal reserve life companies with an LHSO line of business.								
Foreign Accredited Reinsurer								
AGC LIFE INSURANCE COMPANY	MO	11,339,433,978	5,437,508,853	5,901,925,125	-7,764,795	0	1,484,362	
GENWORTH LIFE INSURANCE COMPANY OF NY	NY	6,999,426,543	6,565,068,446	434,358,097	-258,847,127	169,362	1,176,793,123	
HANNOVER LIFE REASSURANCE COMPANY OF AM	FL	3,572,590,260	3,444,517,506	128,072,754	-11,357,003	0	788,343,253	
		Type Totals	21,911,450,781	15,447,094,805	6,464,355,976	-277,968,925	169,362	1,966,620,738
Mutual Holding Company								
MEMBERS MUTUAL HOLDING COMPANY	IL	258,945,176	63,446	258,881,730	23,945	0	0	
MUTUAL TRUST HOLDING COMPANY	IL	1,806,240	39,660	1,766,580	-26,450	0	0	
TRUSTMARK MUTUAL HOLDING COMPANY	IL	1,563,280	0	1,563,280	0	0	0	
		Type Totals	262,314,696	103,106	262,211,590	-2,505	0	

<u>Company Name/State</u>	<u>State</u>	<u>Assets</u>	<u>Liabilities</u>	<u>Policyholders Surplus</u>	<u>Net Income</u>	<u>Direct Illinois Premium</u>	<u>Nationwide Premiums</u>
Recapitulation							
LEGAL RESERVE DOMESTIC COMPANIES	60	207,155,171,483	184,732,871,825	22,422,299,661	-1,189,637,803	9,163,279,077	35,687,651,850
LEGAL RESERVE FOREIGN COMPANIES	465	4,194,785,237,131	3,928,144,799,432	266,640,468,123	-42,961,797,192	24,180,957,569	562,219,073,062
LEGAL RESERVE ALIEN COMPANIES	5	20,805,439,021	19,622,976,692	1,182,462,329	-238,326,067	126,980,856	2,538,746,254
FRATERNAL DOMESTIC COMPANIES	14	11,245,792,603	9,813,023,356	1,432,769,248	-5,556,697	148,213,518	1,065,729,011
FRATERNAL FOREIGN COMPANIES	47	79,127,137,256	72,213,890,722	6,913,246,498	-384,084,474	272,112,501	6,108,572,832
FRATERNAL ALIEN COMPANIES	1	2,636,433,320	2,492,885,335	143,547,985	-83,493,161	9,059,626	184,663,472
ASSESSMENT COMPANIES	2	3,989,086	1,288,059	2,701,030	-317,428	515,845	537,965
BURIAL SOCIETIES	2	680,205	238,242	441,963	-61,188	72,450	72,450
DOMESTIC HMOs	10	846,757,369	488,716,857	358,040,514	73,284,356	4,404,917,938	6,565,584,538
FOREIGN HMOs	12	1,485,453,403	765,000,689	720,452,713	155,630,891	885,237,349	4,958,877,324
VOLUNTARY SERVICE PLANS	4	17,564,770	9,517,001	8,047,769	973,429	48,576,090	48,576,090
DENTAL SERVICE PLANS	1	51,975,341	18,978,506	32,996,835	2,558,105	100,072,153	100,072,153
DOMESTIC LHSOs	6	20,885,564	10,281,309	10,604,255	4,944,849	123,275,146	135,616,336
FOREIGN LHSOs	1	2,095,704	935,725	1,159,979	232,562	857,838	9,162,529
FOREIGN ACCREDITED REINSURERS	3	21,911,450,781	15,447,094,805	6,464,355,976	-277,968,925	169,362	1,966,620,738
MUTUAL HOLDING COMPANY	3	262,314,696	103,106	262,211,590	-2,505	0	0
Type Totals		4,540,358,377,733	4,233,762,601,661	306,595,806,468	-44,903,621,248	39,464,297,318	621,589,556,604



Illinois Department of Insurance
Division of Insurance
320 West Washington Street
Springfield, Illinois 62767
www.insurance.illinois.gov

Printed in-house, Job No. 10-06, 200 copies, 10/09 (Revised)